



## **Finance Committee Agenda**

***2 February 2017***

ALL INFORMATION AVAILABLE IN VARIOUS FORMATS ON REQUEST

[city@busselton.wa.gov.au](mailto:city@busselton.wa.gov.au)

**CITY OF BUSSELTON**

**MEETING NOTICE AND AGENDA – 2 FEBRUARY 2017**

---

**TO: THE MAYOR AND COUNCILLORS**

**NOTICE** is given that a meeting of the Finance Committee will be held in the Meeting Room A, City Administration Site, Harris Road, Busselton on Thursday, 2 February 2017, commencing at 9.30am.

The attendance of Committee Members is respectfully requested.



---

**MIKE ARCHER**

**CHIEF EXECUTIVE OFFICER**

27 January 2017

CITY OF BUSSELTON

AGENDA FOR THE FINANCE COMMITTEE MEETING TO BE HELD ON 2 FEBRUARY 2017

TABLE OF CONTENTS

<b>ITEM NO.</b>	<b>SUBJECT</b>	<b>PAGE NO.</b>
<b>1.</b>	<b>DECLARATION OF OPENING AND ANNOUNCEMENT OF VISITORS.....</b>	<b>4</b>
<b>2.</b>	<b>ATTENDANCE .....</b>	<b>4</b>
	Apologies .....	4
	Approved Leave of Absence .....	4
<b>3.</b>	<b>PUBLIC QUESTION TIME.....</b>	<b>4</b>
<b>4.</b>	<b>DISCLOSURE OF INTERESTS .....</b>	<b>4</b>
<b>5.</b>	<b>CONFIRMATION OF MINUTES .....</b>	<b>4</b>
5.1	Minutes of the Finance Committee Meeting held 8 December 2016.....	4
<b>6.</b>	<b>REPORTS .....</b>	<b>5</b>
6.1	FINANCE COMMITTEE INFORMATION BULLETIN - NOVEMBER/ DECEMBER 2016 .....	5
6.2	LIST OF PAYMENTS MADE - NOVEMBER 2016 .....	8
6.3	LIST OF PAYMENTS MADE - DECEMBER 2016 .....	26
6.4	FINANCIAL ACTIVITY STATEMENTS - PERIOD ENDING 30 NOVEMBER 2016.....	40
6.5	FINANCIAL ACTIVITY STATEMENTS - PERIOD ENDING 31 DECEMBER 2016.....	61
6.6	GEOGRAPHE BAY YACHT CLUB - SELF-SUPPORTING LOAN REQUEST .....	82
<b>7.</b>	<b>GENERAL DISCUSSION ITEMS .....</b>	<b>101</b>
<b>8.</b>	<b>NEXT MEETING DATE .....</b>	<b>101</b>
<b>9.</b>	<b>CLOSURE .....</b>	<b>101</b>

1. **DECLARATION OF OPENING AND ANNOUNCEMENT OF VISITORS**

2. **ATTENDANCE**

**Apologies**

**Approved Leave of Absence**

3. **PUBLIC QUESTION TIME**

4. **DISCLOSURE OF INTERESTS**

5. **CONFIRMATION OF MINUTES**

5.1 **Minutes of the Finance Committee Meeting held 8 December 2016**

**RECOMMENDATION**

That the Minutes of the Finance Committee Meeting held 8 December 2016 be confirmed as a true and correct record.



## 6. REPORTS

### 6.1 FINANCE COMMITTEE INFORMATION BULLETIN - NOVEMBER/ DECEMBER 2016

<b>SUBJECT INDEX:</b>	Councillors' Information
<b>STRATEGIC OBJECTIVE:</b>	An organisation that is managed effectively and achieves positive outcomes for the community.
<b>BUSINESS UNIT:</b>	Finance and Corporate Services
<b>ACTIVITY UNIT:</b>	Executive Services
<b>REPORTING OFFICER:</b>	Manager Financial Services - Kim Dolzadelli Asset Coordinator - Daniel Hall Councillor Support Officer - Lisa Haste
<b>AUTHORISING OFFICER:</b>	Acting Director, Finance and Corporate Services - Sarah Pierson
<b>VOTING REQUIREMENT:</b>	Simple Majority
<b>ATTACHMENTS:</b>	Nil

### PRÉCIS

This report provides an overview of information that is considered of relevance to members of the Finance Committee, and also the Council.

### INFORMATION BULLETIN

#### 1. Chief Executive Officer – Corporate Credit Card

Details of monthly transactions made on the Chief Executive Officer's corporate credit card are provided below to ensure there is appropriate oversight and awareness of credit card transactions made.

Date	Amount	Payee	Description
27-Oct-16	\$219.05	Hiroshimaeapotokotsuu Kad	Hiroshima Taxi
28-Oct-16	\$17.45	Hirokotakushi Kado	Hiroshima Taxi
29-Oct-16	\$455.19	Ana Crowne Plaza, Hiroshima	Accommodation & Meals Sugito Trip
29-Oct-16	\$340.98	Ginmasa Ginzasukiyabashis	Meals Sugito Trip
29-Oct-16	\$678.70	West Japan Railway Co	2 X Train Hiroshima To Tokyo
30-Oct-16	\$1,151.06	Imperial Hotel, Tokyo	Accommodation and Meals Sugito Trip
31-Oct-16	\$277.11	Createsend/Jack In The Box	Bay To Bay - Busselton Foreshore Focus Oct 2016
02-Nov-16	\$121.43	Ana Crowne Plaza, Narita Chiba	Accommodation & Meals Sugito Trip
11-Nov-16	\$391.06	Esplanade, Fremantle	Accommodation : LGMA State Conference
11-Nov-16	\$104.00	Esplanade, Fremantle	Accommodation : LGMA State Conference
11-Nov-16	\$178.29	Esplanade, Fremantle	Accommodation : LGMA State Conference
11-Nov-16	\$371.49	Central Plaza Hotel, Toowoomba	Accommodation: National Roads Conference
12-Nov-16	\$746.03	Quest Apt Launceston	Accommodation: ICTC Society Conference
12-Nov-16	\$23.10	The Goose Bar	Meeting With Minister Jacobs
21-Nov-16	\$140.30	Trybooking	Sundowner With Mark McGowan
29-Nov-16	\$17.50	Al Forno	Meeting - City Of Bunbury & Mayor

Date	Amount	Payee	Description
02-Dec-16	\$280.30	Createsend/ Jack In The Box	Email Bay To Bay November/ December 2016
02-Dec-16	\$620.97	Mantra Geraldton	Accommodation: LGCOG Conference
14-Dec-16	\$1,277.45	Australian Coastal Councils	2017 Council Conference
14-Dec-16	\$23.89	Mayors For Peace	Membership (2000 Yen)
15-Dec-16	\$2,893.00	Caves House Hotel	Councillors' Christmas Dinner Drinks
20-Dec-16	\$167.00	The Fire Station, Busselton	Governance & Major Projects Food & Drinks
20-Dec-16	\$46.50	The Fire Station, Busselton	Governance & Major Projects Food & Drinks

*\*Funds debited against CEO Annual Professional Development Allowance as per employment Contract Agreement*

*◆ Allocated against CEO Hospitality Expenses Allowance*

*+ Funds debited against the Airport Development Fund*

## **2. Voluntary Contributions/Donations (Income)**

*At its meeting of 22 September 2010, the Council adopted (C1009/329) its Voluntary Contributions/Donations Policy. This Policy requires that the Finance Committee be informed (via an information only bulletin) of any instances whereby voluntary contributions/ donations are approved by the Chief Executive Officer or jointly by the Mayor and Chief Executive Officer.*

No voluntary contributions have been approved this financial year to date.

## **3. Donations/Contributions and Subsidies Fund (Sponsorship Fund – Payment of Funds)**

Council resolved in April 2010 (C1004/132) a move towards a tiered system of funding and following the 6 October 2011 Finance Committee meeting, it was recommended to Council that the delegation to determine the allocations of sponsorship and donations from the sponsorship fund be revoked and be returned to the Chief Executive Officer to enable a more timely turnaround of sponsorship applications.

Current expenditure from the Donations, Contributions and Subsidies Fund (Sponsorship Fund) reveals:

- 63 applications for sponsorship have been received during this financial year.
- The average donation approved for the financial year is \$277.60
- There were 9 applications for sponsorship received or assessed during November and December 2016.
- Expenditure from the Donations, Contributions and Subsidies Fund (Sponsorship Fund) for the financial year totals \$17,490.50
- Total budget for the Donations, Contributions and Subsidies Fund (Sponsorship Fund) is \$37,450.

App. No.	Recipient	Purpose	Amount
55/1617	Emma Cattlin	Representing WA at the Australian Junior Surfing Titles in Phillip Island. Funds to assist with flights, accommodation etc	\$200
56/1617	Dunsborough Arts Society	Annual art exhibition held in January 2017, funds to assist with prizes and hall hire	\$400

App. No.	Recipient	Purpose	Amount
57/1617	Civic Reception - Festival Queens	Event venue hire at Artgeo for Civic reception for the Festival Queens - funds transfer	\$342
58/1617	Kai Colman	Representing WA at various Sailing competitions around Australia	\$200
59/1617	Hopeful Heroes Relay for Life Team	Requested funding to cover hall hire costs for Relay for Life fundraiser	\$0
60/1617	WA Rover Owners Car Club Inc - SW Branch	Requested funding to assist with costs for the British Auto Classic. The Club has already received \$1000 for the National Rove Weekend in October.	\$0
61/1617	Busselton City FC	Seeking funds to put into a trust account to help subsidise playing fees for the youth. Does not meet guidelines	\$0
62/1617	Dungbeetles Rugby Union Club	21st Anniversary celebrations. Hosting four Perth teams for an exhibition match. Funds to assist with associated costs for the celebrations.	\$400
63/1617	Busselton Wildflower Exhibition	Annual Wildflower Exhibition bringing local and interstate visitors, showcasing the South West and educating the public on Dieback.	\$800

### **Asset Management Report**

#### **Donated Assets.**

As of December 2016, the City has received approx. \$6.5M in donated assets. This amount includes roads, footpaths, drains, and landscaping, signage and other assets associated with the roads. Of the \$6.5M, \$3.3M is attributed to roads, \$500,000 for footpaths, \$1M for drainage and \$1.7M for landscaping and other assets.

These assets are mainly associated with subdivisions at Dawson Estate and Dunsborough Lakes as well as sections of the old Bussell Highway, resulting from the extension of the Bussell Highway bypass.

The landscaping assets that were built as part of the Port Geographe Reconfiguration Project are also due to be taken on by the City in 2016/17. This is due to occur in May 2017 and includes two ablution blocks, picnic areas and playgrounds, lighting, turf and gardens areas and paths, fencing and boardwalk. The total estimated replacement value of these assets is \$4M.

This process will allow for a formal transfer of the assets from the Department of Transport asset register to City of Busselton.

As a comparison, the total donated assets recorded for the 2015/16 financial year was \$9.2M, and we are well on track to exceed this figure in 2016/17.

#### **OFFICER RECOMMENDATION**

That the Finance Committee notes the Finance Committee Information Bulletin for the months of November and December 2016.

## 6.2 LIST OF PAYMENTS MADE - NOVEMBER 2016

<b>SUBJECT INDEX:</b>	Financial Operations
<b>STRATEGIC OBJECTIVE:</b>	An organisation that is managed effectively and achieves positive outcomes for the community.
<b>BUSINESS UNIT:</b>	Financial Services
<b>ACTIVITY UNIT:</b>	Finance
<b>REPORTING OFFICER:</b>	Strategic Financial Plan Accountant - Stuart Wells
<b>AUTHORISING OFFICER:</b>	Acting Director, Finance and Corporate Services - Sarah Pierson
<b>VOTING REQUIREMENT:</b>	Simple Majority
<b>ATTACHMENTS:</b>	Attachment A List of Payments Made - November 2016 <a href="#">↓</a>

### **PRÉCIS**

This report provides details of payments made from the City's bank accounts for the month of November 2016, for noting by the Council and recording in the Council Minutes.

### **BACKGROUND**

The Local Government (Financial Management) Regulations require that when the Council has delegated authority to the Chief Executive Officer to make payments from the City's bank accounts, that a list of payments made is prepared each month for presentation to, and noting by, Council.

### **STATUTORY ENVIRONMENT**

Section 6.10 of the Local Government Act and more specifically, Regulation 13 of the Local Government (Financial Management) Regulations; refer to the requirement for a listing of payments made each month to be presented to the Council.

### **RELEVANT PLANS AND POLICIES**

NA.

### **FINANCIAL IMPLICATIONS**

NA.

### **Long-term Financial Plan Implications**

NA.

### **STRATEGIC COMMUNITY OBJECTIVES**

This matter principally aligns with Key Goal Area 6 – 'Open and Collaborative Leadership' and more specifically Community Objective 6.3 – 'An organisation that is managed effectively and achieves positive outcomes for the community'.

### **RISK ASSESSMENT**

NA.

### **CONSULTATION**

NA.

**OFFICER COMMENT**

NA.

**CONCLUSION**

NA.

**OPTIONS**

NA.

**TIMELINE FOR IMPLEMENTATION OF OFFICER RECOMMENDATION**

NA.

**OFFICER RECOMMENDATION**

That the Council notes payment of voucher numbers M113616 – M113735, EF049140 – EF049603, T007292 – T007306, and DD002922 – DD002953; together totaling \$8,095,731.07.



**LISTING OF PAYMENTS MADE  
UNDER DELEGATED AUTHORITY  
FOR THE MONTH OF NOVEMBER 2016**

**MUNICIPAL ACCOUNT - NOVEMBER 2016**

Date	Chq / Voucher	Name	Description	Amount
2/11/2016	113616	CITY OF BUSSELTON	CORRECTION OF BPAY PAYMENTS	861.50
3/11/2016	113617-113618	BUSSELTON WATER BOARD	WATER SERVICES	12,277.65
3/11/2016	113619	WATER CORPORATION	WATER SERVICES	3,522.07
3/11/2016	113620	SYNERGY	ELECTRICITY SUPPLIES	4,278.00
3/11/2016	113621	CITY OF BUSSELTON	DEMOLITION PERMIT - FORESHORE	157.65
4/11/2016	113622	TELSTRA CORPORATION	COMMUNICATION SERVICES	12,660.29
4/11/2016	113623	WATER CORPORATION	WATER SERVICES	1,725.84
4/11/2016	113624	SYNERGY	ELECTRICITY SUPPLIES	1,915.10
4/11/2016	113625	KAY GIBSON	PEOPLES CHOICE - ART AWARD	500.00
8/11/2016	113626	DENISE SANBROOK	ART SALES	75.60
8/11/2016	113627	THOMAS MAZEY	ART SALES	87.50
8/11/2016	113628	P RAVENSCROFT	ROADWORKS BOND REFUND	9,900.00
8/11/2016	113629	CANCELLED	PRINTING ERROR	0.00
8/11/2016	113630	EMMA CATTLIN	DONATION - PARTICIPATING IN JUNIOR SURF TITLES	200.00
8/11/2016	113631	DUNSBOROUGH ART SOCIETY	DONATION - ANNUAL ART EXHIBITION	400.00
8/11/2016	113632	GOVT EMPLOYEES HOUSING AUTHORITY	REFUND OF RATE OVERPAYMENT	1,591.88
8/11/2016	113633	PERRON DEVELOPMENTS	REFUND OF RATE OVERPAYMENT	1,319.00
8/11/2016	113634	DEPARTMENT OF TRANSPORT	SPECIAL SERIES NUMBER PLATES	654.00
8/11/2016	113635	ROGER GOLDEN	REFUND OF ANIMAL TRAP BOND	100.00
8/11/2016	113636	DEPARTMENT OF PLANNING	REFUND OF HALL DEPOSIT	195.00
8/11/2016	113637	DEPARTMENT OF WATER	REFUND OF HALL DEPOSIT	200.00
8/11/2016	113638	TRACEY DAVENPORT	REFUND OF HALL DEPOSIT	200.00
8/11/2016	113639	MERCY COMMUNITY SERVICES INC	REFUND OF HALL DEPOSIT	200.00
8/11/2016	113640	VENTURE PHOTOGRAPHY	REFUND OF HALL DEPOSIT	185.00
10/11/2016	113641	CITY OF BUSSELTON	VARIOUS STAFF REIMBURSEMENTS	4,157.43
10/11/2016	113642	CALLOWS CORNER NEWS	STAFF SOCIAL CLUB - LOTTO	280.00
9/11/2016	113643	BUSSELTON PUBLIC LIBRARY	PETTY CASH REIMBURSEMENT	206.75
9/11/2016	113644	GEOGRAPHE LEISURE CENTRE	PETTY CASH REIMBURSEMENT	285.05
9/11/2016	113645	ARTGEO PETTY CASH	PETTY CASH REIMBURSEMENT	90.30
11/11/2016	113646	TELSTRA CORPORATION	COMMUNICATION SERVICES	35.00
11/11/2016	113647-113648	WATER CORPORATION	WATER SERVICES	13,322.92
11/11/2016	113649	SYNERGY	ELECTRICITY SUPPLIES	73,933.90
11/11/2016	113650-113655	BUSSELTON WATER BOARD	WATER SERVICES	46,930.60
17/11/2016	113656	LANDGATE CUSTOMER ACCOUNT	LODGEMENT OF LEASE FEES	165.80
17/11/2016	113657	KAREN HANN	REFUND OF ANIMAL TRAP BOND	100.00
17/11/2016	113658	STATE ADMINISTRATIVE TRIBUNAL	REFUND OF HALL DEPOSIT	200.00
17/11/2016	113659	BUSSELTON SWIMMING CLUB	REFUND OF HALL DEPOSIT	185.00

Date	Chq / Voucher	Name	Description	Amount
17/11/2016	113660	LEEWIN COLLEGE OF PERFORMANCE	REFUND OF HALL DEPOSIT	185.00
17/11/2016	113661	K&L STINTON	CROSSOVER SUBSIDY PAYMENT	327.60
17/11/2016	113662	P&P RAVENSCROFT	CROSSOVER SUBSIDY PAYMENT	378.00
17/11/2016	113663	MATHEW MOULTON	REFUND HOLIDAY HOME REGISTRATION FEE - CANCELLED	354.00
17/11/2016	113664	CITY OF BUSSELTON - PETTY CASH	PETTY CASH REIMBURSEMENT	523.60
17/11/2016	113665	BUSSELTON PUBLIC LIBRARY	PETTY CASH REIMBURSEMENT	223.80
17/11/2016	113666	NATURALISTE COMMUNITY CENTRE	PETTY CASH REIMBURSEMENT	62.55
17/11/2016	113667	BRUCE BLUNDELL BUILDER	REFUND O/PAYMENT BUILDING FEE	478.40
17/11/2016	113668	CHARCHIE BUILDING	REFUND O/PAYMENT BUILDING FEE	506.98
17/11/2016	113669	LEAH FOX	REFUND LEARN TO SWIM FEES	121.50
17/11/2016	113670	CITY OF BUSSELTON	CORRECTION OF BPAY PAYMENTS	726.00
18/11/2016	113671	BUSSELTON WATER BOARD	WATER SERVICES	3,362.67
18/11/2016	113672	TELSTRA CORPORATION	COMMUNICATION SERVICES	405.00
18/11/2016	113673-113674	SYNERGY	ELECTRICITY SUPPLIES	7,990.55
18/11/2016	113675	GEOCATCH	REFUND OF HALL DEPOSIT	200.00
21/11/2016	113676	AREF GULZARI	REFUND OF HALL DEPOSITS	360.00
22/11/2016	113677	MARY DONALD NOMINEES PTY LTD	ROADWORKS BOND REFUND	800.00
22/11/2016	113678	HOWLETTS TREE SERVICE	TREE LOPPING SERVICES	19,143.30
24/11/2016	113679	CITY OF BUSSELTON	VARIOUS STAFF REIMBURSEMENTS	4,172.30
24/11/2016	113680	CALLOWS CORNER NEWS	STAFF SOCIAL CLUB - LOTTO	280.00
25/11/2016	113681	MG MCGREGOR	REFUND OF RATE OVERPAYMENT	615.50
25/11/2016	113682	WJ ALLERTON	REFUND OF RATE OVERPAYMENT	22.41
25/11/2016	113683	WP O'DEA	REFUND OF RATE OVERPAYMENT	649.64
25/11/2016	113684	DW WILLIS	REFUND OF RATE OVERPAYMENT	38.67
25/11/2016	113685	JH REITZE	REFUND OF RATE OVERPAYMENT	288.70
25/11/2016	113686	SARAH BULLEN	REFUND OF RATE OVERPAYMENT	306.45
25/11/2016	113687	CV LAMB	REFUND OF RATE OVERPAYMENT	378.69
25/11/2016	113688	JS HOWES	REFUND OF RATE OVERPAYMENT	615.50
25/11/2016	113689	HJ & ET MASIELLO	REFUND OF RATE OVERPAYMENT	706.74
25/11/2016	113690	PB BROWN	REFUND OF RATE OVERPAYMENT	624.04
25/11/2016	113691	JM HENDERSON	REFUND OF RATE OVERPAYMENT	678.53
25/11/2016	113692	RB JONES	REFUND OF RATE OVERPAYMENT	745.90
25/11/2016	113693	JCB GARDE	REFUND OF RATE OVERPAYMENT	722.95
25/11/2016	113694	AS VAN RENSBURG	REFUND OF RATE OVERPAYMENT	279.58
25/11/2016	113695	KE CLEMENTS	REFUND OF RATE OVERPAYMENT	634.94
25/11/2016	113696	P POCOCK	REFUND OF ANIMAL TRAP BOND	100.00
25/11/2016	113697	AK HOMES CONSTRUCTION	REFUND OF SEPTIC APPLICATION	236.00
25/11/2016	113698	CITY OF BUSSELTON DEPOT	PETTY CASH RECOUP	73.95
25/11/2016	113699	CARA-LEIGH CHRISTIE	REFUND - WEDDING BOOKING FEE	71.00
25/11/2016	113700	PAULINE KENDALL	REFUND BUILDING APPLICATION	96.00
25/11/2016	113701	CA GRANT	REFUND OF RATE OVERPAYMENT	284.71
25/11/2016	113702	JS BROWN	REFUND OF RATE OVERPAYMENT	645.84
25/11/2016	113703	THE BUSSELTON ART SOCIETY INV	DONATION - ART IN THE PARK	100.00
25/11/2016	113704	MC DAWKINS	ART SALES	16.00
25/11/2016	113705	SASHA FILIPIAK	REFUND DOG REGISTRATION - NOW STERILISED	150.00
25/11/2016	113706	WISHING WELL CLINIC - BSN	PRE EMPLOYMENT MEDICAL	80.00
25/11/2016	113707	SOUTHERN CROSS AUSTERIO	RADIO ADVERTISING - GLC	1,980.00
25/11/2016	113708	BUSSELTON WATER BOARD	WATER SERVICES	88.10
25/11/2016	113709	CALLOWS CORNER NEWSAGENCY	NEWSAGENCY / STATIONERY	456.40
25/11/2016	113710	SHIRE OF CAPEL	MOSQUITO CONTROL CONTRIB	29,378.93
25/11/2016	113711	MAIN ROADS WESTERN AUST	CONTRIBUTION TO BRIDGE WORKS	41,024.06
25/11/2016	113712	WATER CORPORATION	WATER SERVICES	45.83

Date	Chq / Voucher	Name	Description	Amount
25/11/2016	113713	CITY OF MANDURAH	PERON NATURALISTE PARTNERSHIP	22,042.55
25/11/2016	113714	CITY OF BUNBURY	STAFF SEMINAR - FOOD POISONING	56.10
25/11/2016	113715	SUBWAY	CATERING - RECREATION EVENT	114.00
25/11/2016	113716	SOUTH WEST CYCLES	PURCHASE BICYCLE HELMET	50.00
25/11/2016	113717	SHIRE OF DARDANUP	STAFF TRAINING - VERBAL JUDO	750.00
25/11/2016	113718	TRADEWINDS HOTEL FREMANTLE	STAFF ACCOMMODATION	549.00
25/11/2016	113719-113720	SYNERGY	ELECTRICITY SUPPLIES	16,381.35
25/11/2016	113721	CANCELLED	PRINTING ERROR	0.00
25/11/2016	113722	SENG MAH	REFUND OF HALL DEPOSIT	185.00
25/11/2016	113723	ALINTA	GAS SERVICES	420.00
25/11/2016	113724	BSN BOMBERS FOOTBALL CLUB	REFUND OF KEY DEPOSIT	57.00
25/11/2016	113725	GOLDING CONSTRUCTIONS	REFUND BUILDING FEES	68.00
25/11/2016	113726	ANNA TAN	REFUND R CODE APPLICATION FEE	147.00
	113727	CANCELLED	PRINTING ERROR	0.00
25/11/2016	113728	KAI COLMAN	DONATION - AUSTRALIAN 9ER CHAMPIONSHIPS	200.00
25/11/2016	113729	CLARK CONSTRUCTIONS	REFUND BUILDING FEES	608.00
28/11/2016	113730	PJ NAPIER	REFUND OF RATE OVERPAYMENT	313.61
28/11/2016	113731	CITY OF BUSSELTON	CORRECTION OF BPAY PAYMENTS	564.20
29/11/2016	113732	C & J BIRD	CROSSOVER SUBSIDY PAYMENT	167.90
29/11/2016	113733	ALISHA FAM	CROSSOVER SUBSIDY PAYMENT	201.80
29/11/2016	113734	S & J WATERHOUSE	CROSSOVER SUBSIDY PAYMENT	269.60
29/11/2016	113735	GL JONES PLAYGROUNDS LTD	PLAYGROUND EQUIPMENT	168.60
				<b>359,148.85</b>



Date	Chq / Voucher	Name	Description	Amount
<b>ELECTRONIC TRANSFER PAYMENTS - NOVEMBER 2016</b>				
Date	EFT	Name	Description	Amount
4/11/2016	EF049140	ENVISIONWARE PTY LTD	LIBRARY - ANNUAL LICENCE & MAINT	16,044.69
4/11/2016	EF049141	CR. G BLEECHMORE	COUNCILLOR PAYMENT	2,382.50
4/11/2016	EF049142	CR. G HENLEY	COUNCILLOR PAYMENT	8,427.25
4/11/2016	EF049143	CR. T BEST	COUNCILLOR PAYMENT	2,382.50
4/11/2016	EF049144	SOUTHERN HABITAT NURSERY	NURSERY SUPPLIES-BARNARD PARK	4,950.00
4/11/2016	EF049145	CR. J McCALLUM	COUNCILLOR PAYMENT	2,382.50
4/11/2016	EF049146	BANG THE TABLE	HQ PRO ANNUAL LICENCE	16,500.00
4/11/2016	EF049147	MCG ARCHITECTS PTY LTD	ADMIN BUILDING - ARCHITECTURAL SERVICES	52,986.54
4/11/2016	EF049148	LAWRENCE CONSULTING	PAC - MARKET DEMAND ANALYSIS	12,265.00
4/11/2016	EF049149	CR. R BENNETT	COUNCILLOR PAYMENT	2,382.50
4/11/2016	EF049150	JOHN DONOGHUE	PAINTING SERVICES-VARIOUS BLDGS	605.00
4/11/2016	EF049151	SUSSEX TURF CONTROL	OVALS - TURF RENOVATION	12,850.00
4/11/2016	EF049152	BCP MATERIALS PTY LTD	SAND RE-NOURISHMENT SUPPLIES	939.31
4/11/2016	EF049153	COLES.COM.AU	COUNCIL & STAFF REFRESHMENTS	270.47
4/11/2016	EF049154	CR. R REEKIE	COUNCILLOR PAYMENT	2,382.50
4/11/2016	EF049155	CR. R PAINE	COUNCILLOR PAYMENT	2,382.50
4/11/2016	EF049156	CR. P CARTER	COUNCILLOR PAYMENT	2,382.50
4/11/2016	EF049157	BIG BEN BUILDERS PTY LTD	DESIGN AND CONSTRUCTION - RAILWAY HOUSE	24,354.54
4/11/2016	EF049158	BUSSELTON DUNSBOROUGH MAIL	ADVERTISING SERVICES	108.00
4/11/2016	EF049159	ALINTA ENERGY	ELECTRICITY	39,909.98
4/11/2016	EF049160	MAX CONROY	BASKETBALL UMPIRE CO-ORDINATOR	100.00
4/11/2016	EF049161	NATURALISTE TRAVEL	TRAVEL SERVICES - FLIGHT CHANGE	168.00
4/11/2016	EF049162	BLUEBIRD CHILDCARE	REFUND ANIMAL TRAP BOND	100.00
4/11/2016	EF049163	KINGS WINDOW GALLERY	WINDOW FURNISHINGS REPAIRS	90.00
4/11/2016	EF049164	SPORTS POWER	SPORT EQUIPMENT SUPPLIER - GLC	72.00
4/11/2016	EF049165	HOTEL IBIS PERTH	STAFF ACCOMMODATION	757.65
4/11/2016	EF049166	COLES	COUNCIL,STAFF & GLC CAFÉ REFRESH	354.15
4/11/2016	EF049167	BAREFOOT BOOKS	LIBRARY RESOURCES - BOOKS	363.02
4/11/2016	EF049168	SUSSEX BUSHFIRE BRIGADE	PETTY CASH REIMBURSEMENT	172.30
4/11/2016	EF049169	ROBYN PAICE	MOSQUITO MONITORING	6,800.00
4/11/2016	EF049170	GG BOETTCHER & JE SPENCER	RATES REFUND	450.00
10/11/2016	EF049171	HIF	HEALTH INSURANCE	215.55
10/11/2016	EF049172	CRAIG & SHEREE WOOD	RENTAL LEASE AGREEMENT	820.00
10/11/2016	EF049173	PAY-PLAN PTY LTD	SALARY PACKAGING	15,276.37
10/11/2016	EF049174	HARCOURTS BUSSELTON	RENTAL LEASE AGREEMENT	840.00
10/11/2016	EF049175	RENTAL MANAGEMENT AUSTRALIA PTY	RENTAL LEASE AGREEMENT	800.00
10/11/2016	EF049176	AUSTRALIAN TAXATION OFFICE	PAYG TAXATION	200,853.00
10/11/2016	EF049177	AUSTRALIAN SERVICES UNION	UNION FEES	79.05
10/11/2016	EF049178	HBF HEALTH LIMITED	MEDICAL INSURANCE	489.35
10/11/2016	EF049179	LOCAL GOV'T RACE COURSE & CEMETERY EMPLOYEES	UNION FEES	317.76
10/11/2016	EF049180	DEPUTY CHILD SUPPORT REGISTRAR	SALARY DEDUCTIONS	387.59
10/11/2016	EF049181	CITY OF BUSSELTON-SOCIAL CLUB	SOCIAL CLUB REIMBURSEMENT	202.00
10/11/2016	EF049182	STAFF CHRISTMAS CLUB	PAYROLL DEDUCTIONS	3,825.00
10/11/2016	EF049183	CLICKSUPER	SUPERANNUATION	151,584.49
9/11/2016	EF049184	COLES	COUNCIL,STAFF & GLC CAFÉ REFRESH	1,095.46
11/11/2016	EF049185	JAMES SPATH	STAFF REIMBURSEMENT - INTERNET	139.90
11/11/2016	EF049186	DENNIS HADDON	ART SALES	66.50
11/11/2016	EF049187	CR. T BEST	COUNCILLOR REIMBURSEMENT	270.38
11/11/2016	EF049188	PHIL HOLLETT PHOTOGRAPHY	ART SALES	31.85
11/11/2016	EF049189	DEPARTMENT OF PLANNING	DEVELOPMENT ASSESSMENT PANEL	150.00

Date	Chq / Voucher	Name	Description	Amount
11/11/2016	EF049190	DIXIE BUTLER	ART SALES	45.50
11/11/2016	EF049191	LYNE MARSHALL	ART SALES	61.60
11/11/2016	EF049192	LINDA KUSAL	STAFF REIMBURSEMENT - TAXI FARE	43.89
11/11/2016	EF049193	JONATHAN BERRY	STAFF REIMBURSEMENT-VARIOUS	228.03
11/11/2016	EF049194	ANDERS HAMMARSTROM	ART SALES	28.00
11/11/2016	EF049195	PAY-PLAN PTY LTD	SALARY PACKAGING	150.23
11/11/2016	EF049196	KOOKA SERVICES PTY LTD	CARAVAN PARK MANAGEMENT CONTRACT	34,833.15
11/11/2016	EF049197	MARY EVERUSS	STAFF REIMBURSEMENT-GLC EQUIP	377.99
11/11/2016	EF049198	AUSTRALIAN PLANT WHOLESALERS	NURSERY SUPPLIES	9,328.00
11/11/2016	EF049199	TONIA KILIAN	STAFF REIMBURSEMENT - SUGITO	122.50
11/11/2016	EF049200	PANCAKE DESIGNS RESIN	ART SALES	64.40
11/11/2016	EF049201	CASTLEVIEW HOLDINGS PTY LTD	ART SALES	203.00
11/11/2016	EF049202	NALDA HOSKINS	ART SALES	55.80
11/11/2016	EF049203	JACQUELINE HAPP	STAFF REIMBURSEMENT-TRAINING	157.27
11/11/2016	EF049204	SEA CHANGE NEWS & GIFTS	LIBRARY RESOURCES - NEWSPAPERS	418.90
11/11/2016	EF049205	SUSSEX TURF CONTROL	OVALS - TURF RENOVATION	9,800.00
11/11/2016	EF049206	JACQUELINE PERRY-STRICKLAND	ART SALES	19.96
11/11/2016	EF049207	TAIJI HOUSE	WELLNESS PROGRAM	110.00
11/11/2016	EF049208	COLES.COM.AU	COUNCIL & STAFF REFRESHMENTS	79.74
11/11/2016	EF049209	APP CORPORATION PTY LTD	AIRPORT PROJECT MANAGEMENT	64,020.00
11/11/2016	EF049210	OCEAN AIR CARPET CARE	VARIOUS CLEANING SERVICES	1,523.50
11/11/2016	EF049211	HERA	ADMIN BUILDING - STRUCTURAL ENGINEERING SERVICES	2,615.80
11/11/2016	EF049212	MARTINE PERRET	ART SALES	114.80
11/11/2016	EF049213	SHAPE MANAGEMENT	MAJOR PROJECTS - CONSULTANCY SERVICES	16,115.00
11/11/2016	EF049214	EMMA LEES	ART SALES	1,254.00
11/11/2016	EF049215	ANNETTE BUSS	REFUND FACILITY HIRE BOND	185.00
11/11/2016	EF049216	SOMETHING FOR KEEPS	ART SALES	56.00
11/11/2016	EF049217	IAN MCDOWELL	STAFF REIMBURSEMENT - MEDICAL	48.30
11/11/2016	EF049218	HOLISTIC HEALTH PRACTITIONER	WELLNESS EXPO - BOND REFUND	500.00
11/11/2016	EF049219	COLES	COUNCIL & STAFF REFRESHMENTS	33.00
11/11/2016	EF049220	CARDNO (WA) PTY LTD	CONSULTANCY - FORESHORE ELECTRICAL SUPPLY PROPOSAL	5,322.90
11/11/2016	EF049221	BUSSELTON JETTY ENVIRONMENT	REFUND DOUBLE DEBTOR PAYMENT	1,125.00
11/11/2016	EF049222	ROBYN TAYLOR	ART SALES	15.60
11/11/2016	EF049223	OWEN G ISBEL	ART SALES	328.00
11/11/2016	EF049224	CELIA CLARE	ART SALES	281.60
18/11/2016	EF049225	SARAH PIERSON	STAFF REIMBURSE - CONFERENCE	657.00
18/11/2016	EF049226	CR. G BLEECHMORE	COUNCILLOR REIMBURSEMENT	744.64
18/11/2016	EF049227	LEEWIN CIVIL PTY LTD	TRUCK HIRE - ROADS & FORESHORE	639,409.52
18/11/2016	EF049228	MEDILOSS BRECKEN HEALTH CARE	MEDICAL SERVICES - EMPLOYMENT	171.60
18/11/2016	EF049229	ARCHIVAL SURVIVAL PTY LTD	LIBRARY RESOURCES	133.93
18/11/2016	EF049230	KEVAN COLLETT	ART SALES	1,001.00
18/11/2016	EF049231	LANDSAVE ORGANICS	MULCH, COMPOST & SAND BLEND	5,469.75
18/11/2016	EF049232	GRACE RECORDS MANAGEMENT (AUSTRALIA) PTY LTD	STORAGE SERVICES	1,252.40
18/11/2016	EF049233	COLES.COM.AU	COUNCIL & STAFF REFRESHMENTS	130.28
18/11/2016	EF049234	CR. R REEKIE	COUNCILLOR REIMBURSEMENT	20.60
18/11/2016	EF049235	THE PLANT SUPPLY CO	NURSERY SUPPLIES	528.00
18/11/2016	EF049236	BUSSELTON DUNSBOROUGH MAIL	ADVERTISING SERVICES	4,537.27
18/11/2016	EF049237	PREMIER TARPS	TARPAULINS FOR TRUCKS	2,618.00
18/11/2016	EF049238	IAN MORRISON	KOOKABURRA REFUND FEE	11.00
18/11/2016	EF049239	TONI ANDREWS	REFUND GLC GROUP FITNESS FEES	244.80

Date	Chq / Voucher	Name	Description	Amount
18/11/2016	EF049240	DELRON CLEANING BUSSELTON	VARIOUS BBQ CLEANING	1,599.07
18/11/2016	EF049241	COLES	COUNCIL,STAFF & GLC CAFÉ REFRESH	456.36
18/11/2016	EF049242	DUNSBOROUGH & DISTRICTS PROGRESS ASSOC INC.	TRAFFIC SIGNAGE BOND REFUND	500.00
18/11/2016	EF049243	MAX OWENS & CO	LEGAL SERVICES	110.00
18/11/2016	EF049244	CANCELLED	PRINTING ERROR	0.00
18/11/2016	EF049245	OPTUS BILLING SERVICES PTY LTD	FIXED INTERNET ACCESS	377.19
22/11/2016	EF049246	ADVANCED DRIVEWAY SEALING	VARIOUS HIGH PRESSURE CLEANING	11,660.00
22/11/2016	EF049247	BGC CONSTRUCTION PTY LTD	CONSTRUCTION SERVICES - ADMIN BUILDING	1,576,842.70
24/11/2016	EF049248	HIF	HEALTH INSURANCE	215.55
24/11/2016	EF049249	CRAIG & SHEREE WOOD	RENTAL LEASE AGREEMENT	820.00
24/11/2016	EF049250	PAY-PLAN PTY LTD	SALARY PACKAGING	15,832.37
24/11/2016	EF049251	HARCOURTS BUSSELTON	RENTAL LEASE AGREEMENT	840.00
24/11/2016	EF049252	RENTAL MANAGEMENT AUSTRALIA PTY	RENTAL LEASE AGREEMENT	800.00
24/11/2016	EF049253	AUSTRALIAN TAXATION OFFICE	PAYG TAXATION	200,275.00
24/11/2016	EF049254	AUSTRALIAN SERVICES UNION	UNION FEES	79.05
24/11/2016	EF049255	HBF HEALTH LIMITED	MEDICAL INSURANCE	489.35
24/11/2016	EF049256	LOCAL GOV'T RACE COURSE & CEMETER	UNION FEES	317.76
24/11/2016	EF049257	DEPUTY CHILD SUPPORT REGISTRAR	SALARY DEDUCTIONS	387.59
24/11/2016	EF049258	CITY OF BUSSELTON-SOCIAL CLUB	SOCIAL CLUB REIMBURSEMENT	202.00
24/11/2016	EF049259	STAFF CHRISTMAS CLUB	PAYROLL DEDUCTIONS	3,825.00
24/11/2016	EF049260	CLICKSUPER	SUPERANNUATION	151,373.64
24/11/2016	EF049261	DATA 3	COMPUTER SOFTWARE SUPPLIER	203,873.02
24/11/2016	EF049262	ELLIOTS IRRIGATION PTY LTD	IRON FILTER SERVICE - FORESHORE & CEMETERY	539.00
24/11/2016	EF049263	WALGA	WALGA TRAINING SERVICES	214.50
24/11/2016	EF049264	TRAFFIC FORCE	TRAFFIC MANAGEMENT SERVICES	70,402.22
24/11/2016	EF049265	HARLEY DYKSTRA	AIRPORT BOUNDRY SURVEYS	3,489.20
24/11/2016	EF049266	MARGARET RIVER STRUCTURAL ENGINEERING	ENGINEERING -SKATEPARK SHELTER DUNSBOROUGH	220.00
24/11/2016	EF049267	ROAD SIGNS AUSTRALIA	SIGNAGE SUPPLIES	2,883.20
24/11/2016	EF049268	iSUBSCRIBE PTY LTD	LIBRARY MAGAZINE SUBSCRIPTION	49.00
24/11/2016	EF049269	BOSS OFFICE CHOICE	STATIONERY SUPPLIER	268.80
24/11/2016	EF049270	INSIGHT CALL CENTRE SERVICES	AFTER HOURS CALL CENTRE SERVICES	2,308.74
24/11/2016	EF049271	BUSSELTON HYDRAULIC SERVICES INC	HYDRAULIC SERVICES	322.83
24/11/2016	EF049272	BUSSELTON CONTRACTING	FIRE CONTROL SERVICES - VERGES	585.00
24/11/2016	EF049273	TARVIA PTY LTD	BEACH STAIRCASE REPAIRS	8,941.90
24/11/2016	EF049274	JIGSAW SIGNS & PRINT	SIGNAGE SERVICES	395.00
24/11/2016	EF049275	BUNBURY TRUCKS	PLANT PURCHASES, SERVICES, PARTS	1,970.18
24/11/2016	EF049276	COMBINED TEAM SERVICES	TRAINING SERVICES - OSH REP	950.00
24/11/2016	EF049277	STOCKER PRESTON	STRATA LEVY FEES & WATER CONSUMPTION	427.56
24/11/2016	EF049278	TOTAL GREEN RECYCLING	RECYCLING E-WASTE SERVICES	641.03
24/11/2016	EF049279	LOCK JOINT AUSTRALIA	FOOTPATH ALL-IN-ONE LOCK JOINTS	3,355.00
24/11/2016	EF049280	AR PLUMBING & GAS SERVICE	PLUMBING SERVICES	99.00
24/11/2016	EF049281	ALLMARK & ASSOCIATES PTY LTD	STAINLESS STEEL PLAQUES	682.00
24/11/2016	EF049282	PRIME MEDIA GROUP	DOOPA DOG - LIONS PARK EXPO	352.00
24/11/2016	EF049283	PHOENIX FOUNDRY PTY LTD	MEMORIAL PLAQUES SUPPLIER	299.20
24/11/2016	EF049284	ARBOR GUY	TREE MAINTENANCE SERVICES	9,765.37
24/11/2016	EF049285	OCP SALES	COMMUNICATION EQUIPMENT	4,033.26
24/11/2016	EF049286	NAOMI SEARLE	STAFF REIMBURSEMENT - INTERNET	80.00
24/11/2016	EF049287	BROWNES DAIRY	GLC KIOSK SUPPLIES	694.51
24/11/2016	EF049288	FIRST CLASS TRAINING	TRAINING SERVICES - EXCEL	315.00
24/11/2016	EF049289	MICHAEL CLARK	REIMBURSEMENT - RSA CERTIFICATE	39.00

Date	Chq / Voucher	Name	Description	Amount
24/11/2016	EF049290	BLUE SKY MEDIA	ADVERTISING SERVICES - ART GEO	984.50
24/11/2016	EF049291	DEPARTMENT OF TRANSPORT	VEHICLE OWNERSHIP SEARCHES	429.00
24/11/2016	EF049292	LANDSAVE ORGANICS	LANDSCAPING - COMPOST MIX	1,534.50
24/11/2016	EF049293	KELEMEN PTY LTD	BIRD HIDE DECKING REPLACEMENT	852.50
24/11/2016	EF049294	TUNA BLUE PTY LTD	STRATEGIC COMMUNITY PLAN	14,750.77
24/11/2016	EF049295	SEASONS OF PERTH	ACCOMMODATION-STAFF TRAINING	221.00
24/11/2016	EF049296	PRIME INDUSTRIAL PRODUCTS P/L	SAFETY EQUIPMENT	745.72
24/11/2016	EF049297	CONVEYANCING SOUTHWEST P/L	ROAD WIDENING - GRACE COURT	982.80
24/11/2016	EF049298	BEACON EQUIPMENT	PLANT MAINTENANCE EQUIPMENT	2,452.40
24/11/2016	EF049299	ST JOHN AMBULANCE	TRAINING SERVICES - FIRST AID	1,050.00
24/11/2016	EF049300	CR. J McCALLUM	COUNCILLOR REIMBURSEMENT	768.99
24/11/2016	EF049301	BRIDGESTONE	TYRE SERVICES	3,883.26
24/11/2016	EF049302	WA EXTERNAL SOLUTIONS	GUTTER & SHED MAINTENANCE	1,206.00
24/11/2016	EF049303	YALLINGUP COFFEE ROASTING CO.	CATERING SERVICES - DUNS LIBRARY	150.00
24/11/2016	EF049304	HEATLEY INDUSTRIAL & SAFETY	SAFETY EQUIPMENT	455.18
24/11/2016	EF049305	WIZID PTY LTD	GLC POOL ENTRY WRISTBANDS	183.66
24/11/2016	EF049306	BOWMAN & ASSOCIATES PTY LTD	WASTE CONSULTANCY-TRANSFER STN	6,221.00
24/11/2016	EF049307	CANCELLED	PRINTING ERROR	0.00
24/11/2016	EF049308	NATURALISTE REPTILE PARK	SNAKE AWARENESS TRAINING	1,732.50
24/11/2016	EF049309	MARGARET RIVER REGION OPEN STUDIOS INC.	ADVERTISING - ART GEO EVENT	764.50
24/11/2016	EF049310	SETON AUSTRALIA	SECURITY BARRIERS	1,326.05
24/11/2016	EF049311	WOODLANDS DISTRIBUTORS & AGENCIES PTY LTD	STREET FURNITURE-ASH RECEPTACLE	436.15
24/11/2016	EF049312	CORNERSTONE SOCCER CLUB	KIDSPORT VOUCHERS	1,940.00
24/11/2016	EF049313	GREY GOLD CONSTRUCTIONS	CONCRETE SERVICES	673.75
24/11/2016	EF049314	GEO METALS	SHEET METAL SERVICES	2,046.00
24/11/2016	EF049315	MCLEODS BARRISTERS & SOLICITORS	LEGAL SERVICES	27,411.44
24/11/2016	EF049316	AUSQ TRAINING	TRAINING - TRAFFIC MANAGEMENT	339.00
24/11/2016	EF049317	SOUTHWEST GEOGRAPHIX	SIGNWRITING SERVICES	217.80
24/11/2016	EF049318	ENVIRONEX INTERNATIONAL P/L	POOL CHEMICALS FOR GLC	3,228.09
24/11/2016	EF049319	CDJ ENGINEERING & CONSULTANCY SERVICES	ENGINEERING SERVICES - JETTY STORAGE CAGE & GLC HEAT PUMPS	7,148.90
24/11/2016	EF049320	COMPLETE PORTABLES	PORTABLE TOILET & SEA CONTAINER HIRE	2,988.27
24/11/2016	EF049321	SCOPE BUSINESS IMAGING	ELECTRONIC EQUIPMENT	108.68
24/11/2016	EF049322	GEOSPREAD & AG CONTRACTING	GREEN WASTE MULCHING	13,730.75
24/11/2016	EF049323	INFRASTRUCTURE INTEGRITY SERV	RAISE SEWER MANHOLE	1,265.00
24/11/2016	EF049324	THOMAS HIRE PTY LTD	MACHINERY HIRE	931.15
24/11/2016	EF049325	LUV A LOLLY	CONFECTIONERY - GLC CAFÉ	342.50
24/11/2016	EF049326	DUNSBOROUGH CENTRAL MOTEL	ACCOMMODATION-COURSE TRAINER	163.60
24/11/2016	EF049327	CORPORATE SPORTS AUSTRALIA	GRANT - CITY TO SURF 2016	11,000.00
24/11/2016	EF049328	TALIS CONSULTANTS PTY LTD	CONCEPTUAL DESIGNS-DUNS WASTE	2,277.00
24/11/2016	EF049329	SOUTH WEST PRINTING & PUBLISHING	ADVERTISING SERVICES	1,405.40
24/11/2016	EF049330	MARGARET RIVER FENCING	FENCE MAINTENANCE & INSTALL SECURITY FENCE - BSN TFR STATION	73,595.50
24/11/2016	EF049331	SOUTH WEST EMPLOYEE ASSISTANCE PROGRAM	MEDICAL SERVICES - EMPLOYEES	2,431.00
24/11/2016	EF049332	ACT INDUSTRIAL PTY LTD	TRANSPORT SCRAP METAL BINS	770.00
24/11/2016	EF049333	SUMMERS CONSULTING	MOSQUITO BREEDING MONITORING	2,849.94
24/11/2016	EF049334	ESPLANADE HOTEL FREMANTLE	ACCOMMODATION - STAFF TRAINING	518.00
24/11/2016	EF049335	SOUTH WEST WINDSCREEN & GLASS	PLANT WINDSCREEN REPAIRS	1,280.00
24/11/2016	EF049336	GLEN MCLEOD PTY LTD	LEGAL ADVICE	3,580.00
24/11/2016	EF049337	RENDEZVOUS HOTEL PERTH	ACCOMMODATION - STAFF TRAINING	1,108.00
24/11/2016	EF049338	TRIEVENTS WA	CITY EVENTS GRANT - COB TRIATHLON	16,500.00

Date	Chq / Voucher	Name	Description	Amount
24/11/2016	EF049339	WESTSIDE TILT TRAY SERVICE	ABANDONED CAR REMOVAL	330.00
24/11/2016	EF049340	NATURAL AREA CONSULTING SERVICES	VEGETATION PROTECTION - ARUM LILY CONTROL	3,712.50
24/11/2016	EF049341	DUNSBOROUGH HARDWARE & HOME CENTRE	HARDWARE SUPPLIES	454.65
24/11/2016	EF049342	TO70 AVIATION AUSTRALIA PTY LTD	LONG TERM NOISE MODELLING	33,550.00
24/11/2016	EF049343	NSCO CONSULTING	SAFETY LEADERSHIP TRAINING	1,935.00
24/11/2016	EF049344	OFFICEMAX AUSTRALIA LTD	STATIONERY SUPPLIES	1,623.20
24/11/2016	EF049345	SUSSEX TURF CONTROL	OVALS - WEEDS & TURF RENOVATION	37,033.06
24/11/2016	EF049346	DEPARTMENT OF HUMAN SERVICES	CHARGES FOR CENTREPAY FACILITY	122.76
24/11/2016	EF049347	ALPHA PEST ANIMAL SOLUTIONS	RABBIT CONTROL - LOCKE ESTATE	319.00
24/11/2016	EF049348	ADVANCED DRIVEWAY SEALING	FOOTPATH CLEANING	220.00
24/11/2016	EF049349	CISCO SYSTEMS CAPITAL AUSTRALIA	QUARTERLY COMPUTER SOFTWARE	4,457.46
24/11/2016	EF049350	QUICK CORPORATE AUSTRALIA	STATIONERY AND OFFICE SUPPLIES	113.87
24/11/2016	EF049351	WAVES ENVIRONMENTAL PTY LTD	BSN GROUNDWATER INVESTIGATION	47,299.79
24/11/2016	EF049352	DYMOCKS - BUSSELTON	LIBRARY RESOURCES - BOOKS	2,924.95
24/11/2016	EF049353	BUNBURY LAWN & GARDEN SUPPLY	GARDEN SUPPLIES - POWER DIRT	4,400.00
24/11/2016	EF049354	SOUTH WEST SATELLITE TV & AUDIO	SATELLITE TV INSTALLATION - KOOK	290.00
24/11/2016	EF049355	BCP CIVIL & PLANT	EXCAVATOR & PLANT HIRE-ROADWORKS	6,161.38
24/11/2016	EF049356	BCP MATERIALS PTY LTD	SAND SUPPLIES - PUZEY ROAD	1,014.42
24/11/2016	EF049357	BCP LIQUID WASTE	LIQUID WASTE SERVICES	1,702.24
24/11/2016	EF049358	ERTECH PTY LTD	BUSSELTON WASTE TRANSFER STATION	321,015.75
24/11/2016	EF049359	LITORIA ECOSERVICES	WEED CONTROL MEELUP & JINGARMUP	7,073.00
24/11/2016	EF049360	SPYKER TECHNOLOGIES PTY LTD	CCTV PRODUCTS AND SERVICES	1,612.27
24/11/2016	EF049361	AUSTRALIAN PROGRESSIVE SUPPLIES	CHEMICAL SUPPLY PRO WETTER	1,606.00
24/11/2016	EF049362	NATURALISTE GLASS PTY LTD	GLASS REPAIRS AND MANUFACTURE	657.73
24/11/2016	EF049363	CONVIC PTY LTD - RETENTION	BUSSELTON FORESHORE SKATE PARK	15,125.00
24/11/2016	EF049364	GRANITE NETWORKS PTY LTD	IT SERVICES AND HARDWARE	1,350.80
24/11/2016	EF049365	KLEENHEAT NATURAL GAS	KOOKABURRA NATURAL GAS	926.20
24/11/2016	EF049366	COLES.COM.AU	COUNCIL & STAFF REFRESHMENTS	111.94
24/11/2016	EF049367	D & A O'CONNOR FAMILY TRUST	CATERING SERVICES - ART GEO	58.00
24/11/2016	EF049368	BUSSELTON EQUIPMENT HIRE	SMALL PLANT HIRE - FORESHORE	504.00
24/11/2016	EF049369	BAYSIDE CONCRETE CONSTRUCTION	DECORATIVE CONCRETE -FORESHORE	1,942.21
24/11/2016	EF049370	BINDI NUTRITION PTY LTD	ENERGY & NUTRITION PRODUCTS - GLC	743.83
24/11/2016	EF049371	MARGARET RIVER BUSSELTON TOURISM ASSOCIATION	CRUISE SHIP MANAGEMENT & QUARTERLY GRANT	45,453.72
24/11/2016	EF049372	FIONA SLEE	CLEANING SERVICES - BUSHFIRE & SES BUILDINGS	150.00
24/11/2016	EF049373	THE URBAN COFFEE HOUSE	CATERING - STAFF TRAINING	696.00
24/11/2016	EF049374	EVERETT'S HOME AND YARD MAINTENANCE	MAINTENANCE SERVICES - VARIOUS BUILDINGS	7,172.00
24/11/2016	EF049375	MARKETFORCE PTY LTD	ADVERTISING SERVICES	3,278.51
24/11/2016	EF049376	CREATIVE EIGHT STUDIO	DESIGN SERVICES - AIRPORT DEVELOP	176.00
24/11/2016	EF049377	LOTIX FILTER CLEANING SERVICE	PLANT FILTER CLEANING SERVICE	521.91
24/11/2016	EF049378	ART INSTALL	ART TRANSPORT - ART GEO EXHIBITION	640.00
24/11/2016	EF049379	SPORTFIRST BUSSELTON	PARKING OFFICER WALKING SHOES	240.00
24/11/2016	EF049380	NILFISK PTY LTD	FLOOR SCRUBBER SERVICING	495.00
24/11/2016	EF049381	TROPHIES ON TIME	NAME BADGE SUPPLIER	220.00
24/11/2016	EF049382	TRUE BLUE TURF	TURF INSTALLATION - VASSE OVAL	147,909.30
24/11/2016	EF049383	KLEENIT PTY LTD	GRAFFITI REMOVAL	213.13
24/11/2016	EF049384	SHEDS DOWN SOUTH	RAILWAY HOUSE STEEL ERECTION	4,383.00
24/11/2016	EF049385	APP CORPORATION PTY LTD	PROJECT MANAGEMENT - AIRPORT	29,865.00
24/11/2016	EF049386	FRONTLINE FIRE & RESCUE EQUIPMENT	EMERGENCY RESPONSE EQUIPMENT	7,990.03
24/11/2016	EF049387	RIGHT FITNESS	GLC BI-MTHLY FITNESS EQUIP SERVICE	770.00



Date	Chq / Voucher	Name	Description	Amount
24/11/2016	EF049388	BARRY ALLEN ELECTRICAL SERVICES	GLC PLANT ROOM & CRC BUILDING	10,835.55
24/11/2016	EF049389	BUSSELTON AUTO ELECTRICS	AUTO ELECTRICAL SERVICES	1,426.48
24/11/2016	EF049390	BUNBURY COFFEE MACHINES	COFFEE MACHINE SUPPLIES - GLC	690.50
24/11/2016	EF049391	BBS COLLECTIONS PTY LTD	DEBT COLLECTION SERVICES	1,026.00
24/11/2016	EF049392	SOUTH WEST CRANE SERVICES	RELOCATE FORESHORE NORFOLK PINES	1,650.00
24/11/2016	EF049393	PVR INDUSTRIAL PTY LTD	INDUSTRIAL PUMP REPAIRS	4,203.93
24/11/2016	EF049394	ENSIGN A SPOTLESS COMPANY	LINEN HIRE - KOOKABURRA C/PARK	98.49
24/11/2016	EF049395	ABIGAIL COX	ENERGY & NUTRITION PRODUCTS-GLC	48.00
24/11/2016	EF049396	CLEANAWAY SOLID WASTE PTY LTD	WASTE DISPOSAL SERVICES	41.88
24/11/2016	EF049397	PAUL ANDREWS TRUST	GLC CAFE SUPPLIES	602.80
24/11/2016	EF049398	DOUTH CONTRACTING	PROPERTY & GARDENS-AGED HOUSING	1,265.44
24/11/2016	EF049399	ANDREW PLEDGER	FRIDGE DE GASSING - BSN TFR STATION	1,023.00
24/11/2016	EF049400	VASSE BINS	BULK BIN SERVICES - BSN FORESHORE	1,320.00
24/11/2016	EF049401	SIMS RECYCLING SOLUTIONS	E-WASTE RECYCLING	585.20
24/11/2016	EF049402	WHITCOMBE DRAFTING SERVICES	CIVIL DESIGN AND DRAFTING	11,670.00
24/11/2016	EF049403	NAJA BUSINESS CONSULTING SERV	STRATEGIC DEVELOP PROJECT	1,980.00
24/11/2016	EF049404	KATIE GARNETT	STAFF WELLNESS PROGRAM	1,688.00
24/11/2016	EF049405	BOOMERS BASKETBALL CLUB	KIDSPORT VOUCHERS	753.00
24/11/2016	EF049406	AUTO TOUCH	VEHICLE DETAILING	200.00
24/11/2016	EF049407	LEITH MOORE	REFUND DOG REGISTRATION - NOW STERILISED	150.00
24/11/2016	EF049408	INVESTING IN OUR YOUTH INC	SUPPORT SERVICES - CHILDCARE VACATION POLICY & PROCEDURES	15,856.50
24/11/2016	EF049409	RHONDA GREGOR	REFUND DOG REGISTRATION FEE	85.00
24/11/2016	EF049410	COUNTRY SMASH REPAIRS	AUTOBODY REPAIRS - INSUR EXCESS	500.00
24/11/2016	EF049411	ENVIRONMENTAL AND AGRICULTURAL TESTING	WATER SAMPLING AND TESTING - DUNS WASTE SEPTAGE POND	1,625.25
24/11/2016	EF049412	GEOGRAPHE COMMUNITY LANDCARE NURSERY	NURSERY SUPPLIES	2,647.17
24/11/2016	EF049413	OPPOSITE LOCK BUNBURY	VEHICLE ACCESSORIES - TOWBAR	1,007.00
24/11/2016	EF049414	HUMMINGBIRD BUSSELTON	CATERING - HR BUSINESS TEAM	174.30
24/11/2016	EF049415	SUSSEX INDUSTRIES	SURVEYING EQUIPMENT SUPPLIER	2,354.03
24/11/2016	EF049416	THREE CONSULTING PTY LTD	AIRLINE ENGAGEMENT CONSULTANT	50,545.00
24/11/2016	EF049417	SAINTS BASKETBALL CLUB	KIDSPORT VOUCHERS	2,266.00
24/11/2016	EF049418	GARRY BRIAN MORRIS	REFUND DOG REGISTRATION - NOW STERILISED	150.00
24/11/2016	EF049419	ECOLO WA	ODOUR CONTROL SYSTEMS	544.50
24/11/2016	EF049420	SERVICE EQ	ECONOMIC DEVELOPMENT STRATEGY AUDIT FOR BSN CBD	2,200.00
24/11/2016	EF049421	CLEANAWAY SOLID WASTE PTY LTD	WASTE DISPOSAL SERVICES	41.88
24/11/2016	EF049422	BUSSELTON MOTORCYCLES	KAWASKAI MULE FOR RANGERS	14,100.00
24/11/2016	EF049423	PAULINE VUKELIC	GIFT FOR MAYOR OF HIROSHIMA	85.50
24/11/2016	EF049424	COLIN SMOUT (REPLACE CHQ)	HEALTH APPLICATION REFUND	328.00
24/11/2016	EF049425	DARREN WOOD	KOOKABURRA PARK REFUND	18.50
24/11/2016	EF049426	LYNDSAY ARNOLD (REPLACE CHQ)	REFUND FACILITY HIRE BOND	175.00
24/11/2016	EF049427	MARSHALL KUSINSKI DESIGN CONSULTANTS	INTERIOR DESIGN CONSULTANTS - ADMIN BUILDING	2,084.50
24/11/2016	EF049428	HARVEY NORMAN AV/IT SUPERSTORE BUSSELTON	ELECTRICAL APPLIANCE SERVICES	50.00
24/11/2016	EF049429	SW ENVIRONMENTAL	FLORA RESEARCH - CAPE NAT PATH	1,584.00
24/11/2016	EF049430	CLEANAWAY SOLID WASTE PTY LTD	WASTE DISPOSAL SERVICES	397.75
24/11/2016	EF049431	ARROW BRONZE	MEMORIAL PLAQUES SUPPLIER	1,889.79
24/11/2016	EF049432	STEWART & HEATON CLOTHING CO PTY	PROTECTIVE CLOTHING SUPPLIER	2,816.28
24/11/2016	EF049433	TAS'S BAKERY	CATERING - BUSHFIRE BRIGADES	967.14
24/11/2016	EF049434	BUSSELTON RURAL SUPPLIES	RURAL SUPPLIES & POUND SUPPLIES	336.70

Date	Chq / Voucher	Name	Description	Amount
24/11/2016	EF049435	PK COURIERS	COURIER SERVICES	696.30
24/11/2016	EF049436	BUSSELTON TOYOTA	PLANT PURCHASES, SERVICES, PARTS	1,960.85
24/11/2016	EF049437	BELL FIRE EQUIPMENT CO	FIRE EQUIPMENT SUPPLIER	334.59
24/11/2016	EF049438	GILS MOWING	MAINT SERVICE - AGED HOUSING	810.00
24/11/2016	EF049439	BUSSELTON REWINDS	PLANT PURCHASES, SERVICES, PARTS	64.90
24/11/2016	EF049440	BOC GASES AUSTRALIA LTD	GAS SERVICES	2,709.02
24/11/2016	EF049441	CJD EQUIPMENT PTY LTD	PLANT PURCHASES, SERVICES, PARTS	497.07
24/11/2016	EF049442	DAVID GRAY & CO	GARBAGE BINS & PARTS SUPPLIER	1,276.00
24/11/2016	EF049443	CHRISTIE PARKSAFE	PARK FURNITURE SUPPLIER	66.00
24/11/2016	EF049444	FENNESSY'S	PLANT PURCHASES, SERVICES, PARTS	2,051.08
24/11/2016	EF049445	FTE ENGINEERING	PLANT MAINTENANCE SERVICES	2,611.95
24/11/2016	EF049446	GEOGRAPHE TIMBER & HARDWARE	HARDWARE SUPPLIES	411.72
24/11/2016	EF049447	SOUTHERN LOCK & SECURITY	SECURITY SERVICES-PADLOCKS & KEYS	529.38
24/11/2016	EF049448	BUSSELTON FAMILY CENTRE INC.	ROOM HIRE - SENIORS SEMINAR	51.00
24/11/2016	EF049449	JASON SIGNMAKERS	SIGNAGE SUPPLIES	2,559.70
24/11/2016	EF049450	T J DEPIAZZI & SONS	LAWN SUPPLY - WOODCHIPS & MULCH	9,999.55
24/11/2016	EF049451	KD POWER & CO	MAINTENANCE - WEIGHBRIDGE FEE	220.00
24/11/2016	EF049452	B & J CATALANO PTY LTD	CRUSHED GRAVEL - VARIOUS WORKS	32,073.46
24/11/2016	EF049453	HOLCIM (AUSTRALIA) PTY LTD T/A HUMES	CONCRETE SERVICES - PIPES, HEADWALLS, LINERS & COVERS	38,874.66
24/11/2016	EF049454	MALATESTA ROAD PAVING & HOTMIX	ROAD HOTMIX / PAVING SERVICES	121,009.70
24/11/2016	EF049455	BUCHER MUNICIPAL PTY LTD	PLANT SPARES & SERVICING	3,080.99
24/11/2016	EF049456	NICHOLLS MACHINERY	PLANT PURCHASES, SERVICES, PARTS	5,456.85
24/11/2016	EF049457	ROYAL LIFE SAVING SOCIETY - AUSTRALIA	TRAINING SERVICES - LEISURE CENTRE	581.20
24/11/2016	EF049458	BUSSELTON HOME TIMBER & HARDWARE	HARDWARE SUPPLIES	1,399.01
24/11/2016	EF049459	LANDGATE CUSTOMER ACCOUNT	LAND INFORMATION, TITLE SEARCHES	2,728.07
24/11/2016	EF049460	RAECO INTERNATIONAL PTY LTD	LIBRARY RESOURCES	559.77
24/11/2016	EF049461	HOLCIM (AUSTRALIA) PTY LTD	CONCRETE SERVICES - FOOTPATHS	15,767.40
24/11/2016	EF049462	SPORTS POWER	SPORT EQUIPMENT SUPPLIER	299.99
24/11/2016	EF049463	WESTERN POWER CORPORATION	RELOCATE POWER POLES ON CAUSEWAY ROAD - ADMIN BUILDING	84,481.00
24/11/2016	EF049464	KONNECT	MAINTENANCE SUPPLIES	1,379.26
24/11/2016	EF049465	SOUTH WEST MACHINING CENTRE	PLANT MAINTENANCE SERVICES	132.00
24/11/2016	EF049466	SOUTHWEST EVENT HIRE	EQUIPMENT HIRE - VISION 2030	155.50
24/11/2016	EF049467	ERS AUSTRALIA PTY LTD	MAINTENANCE PARTS WASHER	903.10
24/11/2016	EF049468	AMD CHARTERED ACCOUNTANTS	ACCOUNTANCY SERVICES - AUDITS	17,490.00
24/11/2016	EF049469	BUSSELTON RETRAVISION	ELECTRICAL - KOOKABURRA C/PARK	1,014.00
24/11/2016	EF049470	PENDREY AGENCIES P/L	CHEMICAL / RURAL SUPPLIES	4,167.90
24/11/2016	EF049471	J A HOBSON'S	FURNISHINGS - KOOKABURRA C/PARK	1,298.00
24/11/2016	EF049472	KALAMAZOO	STATIONERY PRINTING SERVICES	202.22
24/11/2016	EF049473	CURTIN UNIVERSITY OF TECHNOLOGY	TRAINING SERVICES - STUDY ASSISTANCE	833.00
24/11/2016	EF049474	STAPLES AUSTRALIA PTY LTD	STATIONERY SUPPLIER	983.85
24/11/2016	EF049475	GALVINS PLUMBING PLUS	PLUMBING SUPPLIES	333.29
24/11/2016	EF049476	BUSSELTON MOTORS (MITSUBISHI/MAZDA)	VEHICLE PURCHASE, PLANT SERVICES, PARTS	37,926.47
24/11/2016	EF049477	COURIER AUSTRALIA	COURIER SERVICES	503.77
24/11/2016	EF049478	DUNSBOROUGH BOBCAT SERVICE	EARTHMOVING - BOBCAT HIRE	14,718.00
24/11/2016	EF049479	MERCURE HOTEL PERTH	ACCOMMODATION - STAFF TRAINING	1,508.50
24/11/2016	EF049480	PRO-LINE KERBING	KERBING SERVICES-DUNS TOWNSCAPE	13,302.19
24/11/2016	EF049481	AUSTRALIA POST	POSTAL SERVICE	3,612.22

Date	Chq / Voucher	Name	Description	Amount
24/11/2016	EF049482	ROD'S AUTO ELECTRICS	AUTO ELECTRICAL SERVICES	275.69
24/11/2016	EF049483	OTIS ELEVATOR COMPANY PTY LTD	ELEVATOR SERVICES - CRC BUILDING	916.66
24/11/2016	EF049484	BUSSELTON TELEPHONES & TECHNOLOGY	COMMUNICATION SERVICES - IPHONE FLIP WALLET	80.00
24/11/2016	EF049485	SW PRECISION PRINT	PRINTING SERVICES & KEY CHAINS	3,206.00
24/11/2016	EF049486	PRESTIGE PRODUCTS	HOSPITALITY EQUIPMENT SUPPLIER	4,890.09
24/11/2016	EF049487	SOUTH WEST ISUZU	PLANT PURCHASES, SERVICES, PARTS	2,014.13
24/11/2016	EF049488	BLACKWOODS	FLEET CONSUMABLES & MAINT PARTS	5,409.74
24/11/2016	EF049489	IT VISION AUSTRALIA PTY LTD	SOFTWARE SERVICES - LICENCE FEE	6,050.00
24/11/2016	EF049490	REPCO AUTO PARTS	PLANT PURCHASES, SERVICES, PARTS	51.29
24/11/2016	EF049491	BAY SIGNS	SIGNAGE SERVICES	215.00
24/11/2016	EF049492	ACTIV FOUNDATION INC	MAINT - RESERVES & SHREDDING	24,184.60
24/11/2016	EF049493	BUSSELTON PEST & WEED CONTROL	PEST CONTROL SERVICES	75,395.12
24/11/2016	EF049494	ALL BUSSELTON GAS & PLUMBING	PLUMBING SERVICES-AGED HOUSING	2,802.00
24/11/2016	EF049495	MILDWATERS ELECTRICAL	VARIOUS ELECTRICAL SERVICES	2,646.76
24/11/2016	EF049496	WORKFORCE ROAD SERVICES	LINE MARKING - BSN TFR STATION	6,306.06
24/11/2016	EF049497	BUSSELTON MULTI SERVICE	ENGRAVING SERVICES	110.00
24/11/2016	EF049498	WESTRAC EQUIPMENT P/L	PLANT PURCHASES, SERVICES, PARTS	3,107.41
24/11/2016	EF049499	BUSSELTON BUILDING PRODUCTS	BUILDING PRODUCT SUPPLIER	2,544.04
24/11/2016	EF049500	LAWRENCE & HANSON	ELECTRICAL/PROTECTIVE CLOTHING SUPPLIES	3,524.81
24/11/2016	EF049501	BUSSELTON FLORIST	FLOWERS AND GIFTS	100.00
24/11/2016	EF049502	B & B STREET SWEEPING	STREET SWEEPING SERVICE	26,444.00
24/11/2016	EF049503	WORK CLOBBER	PROTECTIVE CLOTHING SUPPLIER	3,965.00
24/11/2016	EF049504	AMITY SIGNS	SIGNAGE SERVICES	944.35
24/11/2016	EF049505	TOTAL EDEN PTY LTD	RETICULATION SUPPLIES	23,161.76
24/11/2016	EF049506	BUSSELTON STEEL & METALAND	STEEL PRODUCTS SUPPLIER	82.85
24/11/2016	EF049507	BRAD SCOTT ELECTRICS	VARIOUS ELECTRICAL SERVICES	18,474.90
24/11/2016	EF049508	KLEENHEAT GAS	GAS SERVICES	1,732.72
24/11/2016	EF049509	WHITELAND MILLING	TIMBER SERVICES	389.42
24/11/2016	EF049510	BUNNINGS BUILDING SUPPLIES	HARDWARE SUPPLIES	1,876.51
24/11/2016	EF049511	BUSSELTON SEA SCOUTS GROUP	KIDSPORT VOUCHER	100.00
24/11/2016	EF049512	ELLENBY TREE FARM PTY LTD	NURSERY SUPPLIES	1,144.00
24/11/2016	EF049513	DOWNUNDER CONCRETE PUMPING	HIRE CONCRETE PUMP - FORESHORE	800.00
24/11/2016	EF049514	BENARA NURSERY	NURSERY SUPPLIES	8,329.74
24/11/2016	EF049515	CAMPBELLS	GLC KIOSK PURCHASES	913.19
24/11/2016	EF049516	CRAVEN FOODS BUNBURY	MEMBERS CONFECTIONARY	159.44
24/11/2016	EF049517	SOUTHWEST TYRE SERVICE	PLANT TYRE SUPPLIER / REPAIRER	2,663.80
24/11/2016	EF049518	BRAD GOODE	ABORIGINAL CONSULTANCY SERVICES	3,960.00
24/11/2016	EF049519	COATES HIRE	HIRE EQUIPMENT - MULTI ROLLER	3,179.00
24/11/2016	EF049520	A D COOTE & CO	DECORATIVE LIGHT POLES - DUNSB	33,598.40
24/11/2016	EF049521	CHUBB FIRE & SECURITY PTY LTD	FIRE EQUIPMENT SERVICES	8,421.47
24/11/2016	EF049522	SIGMA COMPANIES GROUP PTY LTD	POOL CHEMICAL SUPPLIER - GLC	369.60
24/11/2016	EF049523	MINTER ELLISON LAWYERS	LEGAL SERVICES	213.40
24/11/2016	EF049524	COLES	COUNCIL, STAFF & GLC CAFÉ REFRESH	372.47
24/11/2016	EF049525	BAREFOOT BOOKS	LIBRARY RESOURCES - BOOKS	1,504.36
24/11/2016	EF049526	CARDNO (WA) PTY LTD	ENGIN CONSULTANCY - RENDEZVOUS WATER MAIN & RAILWAY HOUSE	3,344.55
24/11/2016	EF049527	ACROMAT	SPORT EQUIPMENT SUPPLIER - GLC	871.20
24/11/2016	EF049528	BUSSELTON CHAMBER OF COMMERCE (INC)	GRANT 2016 FOC ROOMS IRONMAN	10,587.50
24/11/2016	EF049529	TECHNOLOGY ONE LIMITED	SOFTWARE SERVICE-ANNUAL SUPPORT & MAINT & IMPLEMENT FLEET	278,859.38
24/11/2016	EF049530	DUNSBOROUGH & DISTRICTS WATER CARTAGE	CONTRACT ADMIN SUPERVISOR ROLE	10,560.00



Date	Chq / Voucher	Name	Description	Amount
24/11/2016	EF049531	CHANDLER MACLEOD GROUP LTD	HUMAN RESOURCE - ASSESSMENT	874.50
24/11/2016	EF049532	SOILS AINT SOILS	NURSERY SUPPLIES	249.75
24/11/2016	EF049533	CARBONE BROS PTY LTD	CRUSHED LIMESTONE & CARTAGE	7,558.84
24/11/2016	EF049534	BUSSELTON VOLUNTEER FIRE & RESCUE SERVICE	COMMUNITY BID 2016/17 - BRIGADE RUNNING TRACK BARNARD PARK	9,200.00
24/11/2016	EF049535	BUSSELTON FOOTBALL & SPORTSMAN CLUB	KIDSPORT VOUCHER	200.00
24/11/2016	EF049536	D W & S V ROBERTS	CONCRETE SERVICES - MAXTED ST	15,008.25
24/11/2016	EF049537	TYREPOWER BUSSELTON	PLANT TYRE SUPPLIER / REPAIRER	460.00
24/11/2016	EF049538	AUTO - ONE	PLANT PURCHASES, SERVICES, PARTS	2,413.47
24/11/2016	EF049539	RICOH BUSINESS CENTRE	OFFICE EQUIPMENT SERVICES - PHOTOCOPYING	10,015.91
24/11/2016	EF049540	GHD PTY LTD	LANDFILL GAS ASSESSMENT - DUNSB	5,668.30
24/11/2016	EF049541	BASE (PIGMEEZ)	EMBROIDERY SERVICES	35.20
24/11/2016	EF049542	SUEZ RECYCLING & RECOVERY P/L	WASTE MANAGEMENT SERVICES	266.20
24/11/2016	EF049543	CAPE CELLARS BUSSELTON	REFRESHMENTS - COUNCIL & ART GEO	976.80
24/11/2016	EF049544	SPORTSWORLD OF WA	SPORT EQUIPMENT SUPPLIER - GLC	686.40
24/11/2016	EF049545	NVMS -NOISE & VIBRATION SYSTEM	NOISE LEVEL ANALYSER SUPPLIER	400.38
24/11/2016	EF049546	GLOBE SIGN CO.	SIGNAGE SERVICES	1,243.00
24/11/2016	EF049547	VM VISIMAX	FIRE EQUIPMENT SUPPLIER	2,335.80
24/11/2016	EF049548	CROSS SECURITY SERVICES	SECURITY SERVICES - VARIOUS BLDGS	1,204.90
24/11/2016	EF049549	BURKE AIR	AIR CONDITIONING SERVICES	1,813.90
24/11/2016	EF049550	COCA COLA - AMATIL PTY LTD	GLC KIOSK PURCHASES	2,143.68
24/11/2016	EF049551	WML CONSULTANTS PTY LTD	ENGINEERING CONSULTANCY SERVICE	5,720.00
24/11/2016	EF049552	LOCK AROUND THE CLOCK	SECURITY SERVICES - GLC	810.00
24/11/2016	EF049553	SURVCON PTY LTD	ENGINEERING SURVEY SERVICES	5,310.25
24/11/2016	EF049554	LEEWIN TRANSPORT	COURIER SERVICES	2,518.38
24/11/2016	EF049555	SOUTH WEST CONCRETE CUTTING & DRILLING	VARIOUS WORKS-CONCRETE CUTTING	4,298.31
24/11/2016	EF049556	FOXTEL CABLE TELEVISION PTY LTD	CABLE TV SUBSCRIPTION - GLC	210.00
24/11/2016	EF049557	GRASSIAS TURF MANAGEMENT	CRICKET PITCH MANAGEMENT SERVICE	3,680.41
24/11/2016	EF049558	HERBERT SMITH FREEHILLS	LEGAL SERVICES	17,480.40
24/11/2016	EF049559	GEOGRAPHE SAWS AND MOWERS	PLANT PURCHASES, SERVICES, PARTS	1,479.00
24/11/2016	EF049560	DIGITAL MAPPING SOLUTIONS	MAPPING CONSULTING SERVICES	3,432.00
24/11/2016	EF049561	SAFE & SURE SECURITY PTY LTD	SECURITY SERVICE-ALARM CALL OUTS	1,650.00
24/11/2016	EF049562	PARKS AND LEISURE AUST	TRAINING - SPORT & RECREATION	154.00
24/11/2016	EF049563	CITY AND REGIONAL FUELS	FUEL SERVICES	4,227.18
24/11/2016	EF049564	GREENWAY ENTERPRISES	NURSERY SUPPLIES	1,851.30
24/11/2016	EF049565	VINEPOWER MARGARET RIVER P/L	LANDSCAPING SERVICES - VIA VASSE & WINDLEMERE RESERVE	8,042.78
24/11/2016	EF049566	GUMPTION PTY LTD	ANNUAL REPORT PRINTING	1,678.00
24/11/2016	EF049567	PLAYRIGHT AUSTRALIA PTY LTD	PLAYGROUND EQUIPMENT - BUSSELTON BEACHFRONT	2,090.00
24/11/2016	EF049568	DIEBACK TREATMENT SERVICES	CONSULTANCY SERVICES	6,052.50
24/11/2016	EF049569	BDA TREE LOPPING	TREE LOPPING SERVICES	36,260.40
24/11/2016	EF049570	TRADE HIRE	PLANT HIRE & EQUIPMENT SERVICES	5,107.62
24/11/2016	EF049571	DOOR HARDWARE SOLUTIONS	HARDWARE SUPPLIES	824.83
24/11/2016	EF049572	ALLOY & STAINLESS PRODUCTS P/L	PLANT PURCHASES, SERVICES, PARTS	628.21
24/11/2016	EF049573	CAPE RURAL CONTRACTING	FIRE CONTROL SERVICES-FIREBREAKS	23,160.50
24/11/2016	EF049574	SHARON WILLIAMS	SALE OF ART WORKS	24.00
24/11/2016	EF049575	EXTERIA	FUEGO 240LT BIN SURROUNDS	10,454.40
24/11/2016	EF049576	PRIME EARTHMOVING BUSSELTON	GRADER & TRUCK HIRE	6,363.46
24/11/2016	EF049577	AMBERGATE PLUMBING	PLUMBING SERVICES-VARIOUS BLDGS	4,223.55
24/11/2016	EF049578	LGMA (WA) DIVISION	TRAINING SERVICES - YOUTH W/SHOP	110.00

Date	Chq / Voucher	Name	Description	Amount
24/11/2016	EF049579	ROBYN PAICE	MOSQUITO BREEDING MONITORING	3,000.00
24/11/2016	EF049580	CAMMS	INTERPLAN RELATED EXPENSES	6,160.00
24/11/2016	EF049581	MJB INDUSTRIES PTY LTD	DRAINAGE SUPPLIES - TRAFFIC COVERS	8,474.95
24/11/2016	EF049582	BEACHSIDE BUILDING & MAINT	VARIOUS MAINTENANCE SERVICES	6,977.00
24/11/2016	EF049583	ELECTRICAL IRRIGATION SERVICES	VARIOUS ELECTRICAL SERVICES	2,383.15
24/11/2016	EF049584	SHORE COASTAL PTY LTD	COASTAL CONSULTANCY SERVICES	20,295.00
24/11/2016	EF049585	AUSTRALIA'S SOUTH WEST	ADVERTISING SERVICES	433.20
24/11/2016	EF049586	BRIAN FISHER FABRICATIONS	GUARDRAIL REPAIRS - WILDWOOD RD	3,099.36
24/11/2016	EF049587	CAPE DRYCLEANERS	LINEN CLEANING SERVICES	608.65
24/11/2016	EF049588	HIP POCKET WORK WEAR & SAFETY	UNIFORMS & PROTECTIVE CLOTHING	1,818.40
24/11/2016	EF049589	NEVERFAIL SPRINGWATER LTD	WATER REFILL SERVICE - DUNS WASTE	128.25
24/11/2016	EF049590	PFD FOOD SERVICES PTY LTD	NCC & GLC KIOSK PURCHASES	2,580.95
24/11/2016	EF049591	T-QUIP	MOWER PARTS & SERVICE	441.05
29/11/2016	EF049592	KAREN ALCORN	STAFF REIMBURSEMENT-LIBRARY EXPS	179.38
29/11/2016	EF049593	BUSSELTON HYDRAULIC SERVICES	HYDRAULIC SERVICES	629.31
29/11/2016	EF049594	MAIN ROADS WESTERN AUSTRALIA	LUDLOW-HITHEREGREEN BRIDGE REPS	82,048.13
29/11/2016	EF049595	BUSSELTON BEARING SERVICES	BEARING SUPPLIES	2,686.61
29/11/2016	EF049596	ROCCO GUZZOMI	STAFF REIMBURSEMENT - TRAINING	305.32
29/11/2016	EF049597	CORRIB INVESTMENTS PTY LTD	RATES REFUND	1,045.82
29/11/2016	EF049598	ALL SEA CHARTERS	MARINE BERTHING BOND REFUND	4,500.00
29/11/2016	EF049599	BT & T DAY	RATES REFUND	794.39
29/11/2016	EF049600	GEOGRAPHE PETROLEUM	FUEL SERVICES	9,669.08
29/11/2016	EF049601	STOCKER PRESTON	STRATA LEVIES & WATER USE FEES	508.75
29/11/2016	EF049602	ALLEASING PTY LTD	LEASING PAYMENTS - GLC EQUIPMENT	13,141.56
29/11/2016	EF049603	JENNIFER ANNE MAY	STAFF REIMBURSEMENT-AIRPORT EXP	176.38
				<u>6,220,345.31</u>

Date	Chq / Voucher	Name	Description	Amount
<b>TRUST ACCOUNT - NOVEMBER 2016</b>				
Date	TRUST CHQ	Name	Description	Amount
4/11/2016	007292	DEPARTMENT OF COMMERCE, BUILDING COMMISSION	REGISTRATIONS / LEVY PAYMENTS	25,004.65
4/11/2016	007293	CONSTRUCTION TRAINING FUND	BCITF LEVY	11,082.15
4/11/2016	007294	CITY OF BUSSELTON	CTF & BSL LEVY COMMISSION	745.00
9/11/2016	007295	P OTWAY	BCITF & BRB LEVY REFUNDS	61.65
9/11/2016	007296	P KENDALL	BCITF & BRB LEVY REFUNDS	61.65
9/11/2016	007297	KEVIN DAFF BUILDING PTY LTD	BCITF & BRB LEVY REFUNDS	453.22
17/11/2016	007298	CAPE SHADES	BCITF & BRB LEVY REFUNDS	61.65
25/11/2016	007299	R LIM	BCITF & BRB LEVY REFUNDS	61.65
25/11/2016	007300	J HANSEN	BCITF & BRB LEVY REFUNDS	91.00
25/11/2016	007301	K CRAMER	BCITF & BRB LEVY REFUNDS	123.30
25/11/2016	007302	E FARMER	BCITF & BRB LEVY REFUNDS	91.00
25/11/2016	007303	M & A PEAK	BCITF & BRB LEVY REFUNDS	91.00
25/11/2016	007304	CLARK CONSTRUCTIONS	BCITF & BRB LEVY REFUNDS	260.30
25/11/2016	007305	J BISHOP	BCITF & BRB LEVY REFUNDS	90.00
28/11/2016	007306	JA HOLST PTY LTD	BCITF & BRB LEVY REFUNDS	53.15
				<b>38,331.37</b>

Date	Chq / Voucher	Name	Description	Amount
<b>INTERNAL PAYMENT VOUCHERS - NOVEMBER 2016</b>				
Date	NUMBER	Name	Description	Amount
1/11/2016	DD002922	CC BROWN & AJ TOUHILL	REFUND DEVELOPMENT APP FEE	275.00
1/11/2016	DD002923	KJ BADGER	REFUND DEVELOPMENT APP FEE	295.00
1/11/2016	DD002924	LES MILLS ASIA PACIFIC	CONTRACT FEES - NCC	545.95
1/11/2016	DD002925	LES MILLS ASIA PACIFIC	CONTRACT FEES - GLC	727.93
1/11/2016	DD002926	ANZ BANK	BANK FEES	3,441.88
2/11/2016	DD002927	DR J PHILPOTT	REFUND DEVELOPMENT APP FEE	854.00
8/11/2016	DD002928	BUSSELTON SHEDS PLUS	REFUND DEVELOPMENT APP FEE	147.00
9/11/2016	DD002929	BUSSELTON SHEDS PLUS	REFUND DEVELOPMENT APP FEE	147.00
9/11/2016	DD002930	SHEDS DOWN SOUTH	REFUND DEVELOPMENT APP FEE	147.00
9/11/2016	DD002931	BUSSELTON SHEDS PLUS	REFUND DEVELOPMENT APP FEE	261.00
9/11/2016	DD002932	COMMONWEALTH BANK	BANK FEES	3,310.60
9/11/2016	DD002933	PAY 10	FORTNIGHTLY PAY	683,405.00
9/11/2016	DD002934	PAYROLL	SPECIAL PAY	477.27
#####	<b>DD002935</b>	<b>ANZ BANK - VISA CARD</b>	<b>CREDIT CARD PAYMENT \$20,569.58</b>	
	DD002935	CHEMIST WAREHOUSE	PEE BALLS PROSTATE AWARE, S/WEEK	88.75
	DD002935	CHEMIST WAREHOUSE	PEE BALLS PROSTATE AWARE, S/WEEK	88.75
	DD002935	CHEMIST WAREHOUSE	PEE BALLS PROSTATE AWARE, S/WEEK	88.75
	DD002935	AVENTEDGE	EMPLOYMENT LAW MATTERS FORUM	2,194.50
	DD002935	DEPARTMENT OF COMMERCE	SAFETY & HEALTH FORUM 25/10/2016	24.08
	DD002935	SONIC HEALTH PLUS	PEM CANCELLATION FEE (GUY REVILL)	111.38
	DD002935	SONIC HEALTH PLUS	SCREENING & MEDICAL CRAIG BAXTER	148.50
	DD002935	ASCOT QUAYS	ACCOM: CERT1 HYBRID INSPECTIONS	286.14
	DD002935	FACEBOOK	GLC PROMOTION	103.63
	DD002935	TRYBOOKING/MUSEUMS AUSTRALIA	MUSEUMS WA STATE CONFERENCE	450.30
	DD002935	WOOLWORTHS BUSSELTON	CATERING-AIRPORT EMERGENCY DRILL	22.99
	DD002935	WOOLWORTHS BUSSELTON	CATERING-AIRPORT EMERGENCY DRILL	11.35
	DD002935	SUBWAY, BUSSELTON	CATERING-AIRPORT EMERGENCY DRILL	114.00
	DD002935	THE VINES	ACCOM: NAT'L ECONOMIC DEV CONF	794.75
	DD002935	BUNNINGS	FLOORMAT - KOOKABURRA CABIN	10.90
	DD002935	NAGOYA SUSHI(aka TOKYO STATION)	LUNCH - EPA MEETING (AIRPORT)	26.10
	DD002935	WILSON PARKING	PARKING - EPA MEETING (AIRPORT)	47.00
	DD002935	SOUTHERN STAR CAFÉ, PERTH	DINNER - EPA & APP - AIRPORT	64.30
	DD002935	FRASER SUITES, EAST PERTH	ACCOMM : EPA & APP - AIRPORT	571.95
	DD002935	JOONDALUP CITY HOTEL	ACCOM: 2016 PLWA INNOV'N SHOWCASE	170.01
	DD002935	LGMA, EAST PERTH	LGMA CONFERENCE & DINNER	1,755.00
	DD002935	LGMA, EAST PERTH	LGMA GALA DINNER	165.00
	DD002935	LGMA, EAST PERTH	LGMA HALF DAY REGO & GALA DINNER	545.00
	DD002935	LGMA, EAST PERTH	LGMA GALA DINNER	165.00
	DD002935	CROSSFIT	RENEWAL OF AFFILIATION	4,052.05
	DD002935	ASIC SYDNEY	INFO - HOTEL DEVEL'T GROUP PTY LTD	85.00
	DD002935	QSR INTERNATIONAL DONCASTER	NVIVO - QUALITATIVE ANALYSIS S/WARE	880.00
	DD002935	APPLE ITUNES	ICLOUD STORAGE MIKE ARCHER	4.49
	DD002935	PAYPAL *ELEPHONE/ELEGAMER	5 X NOKIA CASES	19.95
	DD002935	MARKET CREATIONS(CITY OF SWAN)	REGO: NAT'L ECONOMIC DEV CONF	1,500.00
	DD002935	LOCAL GOVERNMENT EAST PERTH	LGMA MEMBERSHIP	90.00
	DD002935	PAN PACIFIC PERTH	PARKING CEO SW FOCUS CONFERENCE	30.00
	DD002935	THE VINES	ACCOM: NAT'L ECONOMIC DEV CONF	942.94
	DD002935	AIRPORT SECURITY PARKING	SUGITO TRIP	130.00

Date	Chq / Voucher	Name	Description	Amount
	DD002935	AIRPORT SECURITY PARKING	SUGITO TRIP	1.30
	DD002935	AL FORNO	COUNCIL DINNER	446.00
	DD002935	BUSSELTON CHAMBER OF COMMERCE	ICE FUNCTION (COUNCILLORS ATTENDED)	315.00
	DD002935	CITY OF GERALDTON (EVENTBRITE)	LOCAL GOV CEO CONF	490.00
	DD002935	INTERCONTINENTAL ADELAIDE	ACCOM: PARKS & LEISURE CONF, SA	933.80
	DD002935	MSA BOOKING/MERITON APARTMENT	ACCOM: NAT'L ECONOMIC DEV CONF	679.04
	DD002935	CROWN PROMENADE PERTH	ACCOMM: WA CHAPTER CONF AIBS	565.30
	DD002935	CROWN PROMENADE PERTH	ACCOMM: WA CHAPTER CONF AIBS	567.33
	DD002935	CROWN PROMENADE PERTH	ACCOMM: WA CHAPTER CONF AIBS	560.28
	DD002935	BANK FEES	OCTOBER 2016 VISA CARD	228.97
4/11/2016	DD002936	ANZ BANK	BANK FEES	134.83
4/11/2016	DD002937	ANZ BANK	BANK FEES	318.91
4/11/2016	DD002938	ANZ BANK	BANK FEES	7,996.59
7/11/2016	DD002939	FINES ENFORCEMENT REGISTRY	RANGER INFRINGEMENTS	1,798.00
3/11/2016	DD002940	WA COUNTRY BUILDERS PTY LTD	REFUND OF RATE OVERPAYMENT	1,319.00
15/11/2016	DD002941	COMMONWEALTH BANK	BANK FEES	311.82
7/11/2016	DD002942	CALTEX AUSTRALIA PETROLEUM P/L	FUEL SERVICES	61,498.53
18/11/2016	DD002943	JE TOMLINSON	REFUND OF HEALTH OVERPAYMENT	92.00
21/11/2016	DD002944	FLEXIRENT CAPITAL PTY LTD	DUNSBOROUGH LIBRARY-LEASING PMT	220.02
21/11/2016	DD002945	FLEXIRENT CAPITAL PTY LTD	BUSSELTON LIBRARY - LEASING PMT	237.80
21/11/2016	DD002946	SHEDS DOWN SOUTH	REFUND DEVELOPMENT APP FEE	261.00
23/11/2016	DD002947	PAY 11	FORTNIGHTLY PAY	684,943.90
1/11/2016	DD002948	MC & MA PREBBLE	REFUND OF RATE OVERPAYMENT	534.00
24/11/2016	DD002949	OUTDOOR WORLD WANGARA	REFUND DEVELOPMENT APP FEE	114.00
24/11/2016	DD002950	FAIRWAY DEVELOPMENTS WA P/L	REFUND OF RATE OVERPAYMENT	93.93
24/11/2016	DD002951	NRW BALLANTYNE	REFUND OF RATE OVERPAYMENT	396.00
30/11/2016	DD002952	JA DRAGICEVICH	REFUND OF RATE OVERPAYMENT	2,776.00
30/11/2016	DD002953	ANZ BANK	BANK FEES	255.00
				<u>1,477,905.54</u>

### 6.3 LIST OF PAYMENTS MADE - DECEMBER 2016

<b>SUBJECT INDEX:</b>	Financial Operations
<b>STRATEGIC OBJECTIVE:</b>	An organisation that is managed effectively and achieves positive outcomes for the community.
<b>BUSINESS UNIT:</b>	Financial Services
<b>ACTIVITY UNIT:</b>	Finance
<b>REPORTING OFFICER:</b>	Strategic Financial Plan Accountant - Stuart Wells
<b>AUTHORISING OFFICER:</b>	Acting Director, Finance and Corporate Services - Sarah Pierson
<b>VOTING REQUIREMENT:</b>	Simple Majority
<b>ATTACHMENTS:</b>	Attachment A List of Payments Made - December 2016 <a href="#">↓</a>

#### **PRÉCIS**

This report provides details of payments made from the City's bank accounts for the month of December 2016, for noting by the Council and recording in the Council Minutes.

#### **BACKGROUND**

The Local Government (Financial Management) Regulations require that when the Council has delegated authority to the Chief Executive Officer to make payments from the City's bank accounts, that a list of payments made is prepared each month for presentation to, and noting by, Council.

#### **STATUTORY ENVIRONMENT**

Section 6.10 of the Local Government Act and more specifically, Regulation 13 of the Local Government (Financial Management) Regulations; refer to the requirement for a listing of payments made each month to be presented to the Council.

#### **RELEVANT PLANS AND POLICIES**

NA.

#### **FINANCIAL IMPLICATIONS**

NA.

#### **Long-term Financial Plan Implications**

NA.

#### **STRATEGIC COMMUNITY OBJECTIVES**

This matter principally aligns with Key Goal Area 6 – 'Open and Collaborative Leadership' and more specifically Community Objective 6.3 – 'An organisation that is managed effectively and achieves positive outcomes for the community'.

#### **RISK ASSESSMENT**

NA.

#### **CONSULTATION**

NA.

**OFFICER COMMENT**

NA.

**CONCLUSION**

NA.

**OPTIONS**

NA.

**TIMELINE FOR IMPLEMENTATION OF OFFICER RECOMMENDATION**

NA.

**OFFICER RECOMMENDATION**

That the Council notes payment of voucher numbers M113736 – M113835, EF049604 – EF050223, T007307 – T007310, and DD002954 – DD002981; together totaling \$36,372,525.62.





LISTING OF PAYMENTS MADE  
UNDER DELEGATED AUTHORITY  
FOR THE MONTH OF DECEMBER 2016

MUNICIPAL ACCOUNT - DECEMBER 2016

Date	Chq / Voucher	Name	Description	Amount
2/12/2016	113736	TELSTRA CORPORATION	COMMUNICATION SERVICES	9,534.60
2/12/2016	113737	WATER CORPORATION	WATER SERVICES	45.83
2/12/2016	113738	SYNERGY	ELECTRICITY SUPPLIES	1,868.15
5/12/2016	113739	BAMBIL PTY LTD	REFUND DUST CONTROL BOND	4,450.55
5/12/2016	113740	BOYANUP GRAZING CO	REFUND DUST CONTROL BOND	6,404.45
5/12/2016	113741	CITY OF BUSSELTON	BUSSELTON TRANSFER STATION FLOAT INCREASE	100.00
5/12/2016	113742	NATIONAL AUSTRALIA BANK	TERM DEPOSIT REINVESTMENT	5,000,000.00
5/12/2016	113743	WESTPAC BANK	TERM DEPOSIT REINVESTMENT	2,000,000.00
5/12/2016	113744	NATIONAL AUSTRALIA BANK	TERM DEPOSIT REINVESTMENT	2,000,000.00
5/12/2016	113745	WESTPAC BANK	TERM DEPOSIT REINVESTMENT	4,000,000.00
5/12/2016	113746	NATIONAL AUSTRALIA BANK	TERM DEPOSIT REINVESTMENT	2,500,000.00
	113747 TO 113749	CANCELLED	PROCESSING ERROR - CHEQUES CANCELLED	0.00
8/12/2016	113750	CITY OF BUSSELTON	VARIOUS STAFF REIMBURSEMENTS	3,916.83
8/12/2016	113751	CALLOW'S CORNER NEWS	STAFF SOCIAL CLUB - LOTTO	286.00
8/12/2016	113752	LANDGATE CUSTOMER ACCOUNT	LAND INFORMATION, TITLE SEARCH	82.90
8/12/2016	113753 TO 113754	CANCELLED	PROCESSING ERROR - CHEQUES CANCELLED	0.00
8/12/2016	113755	CALVARY ASSEMBLY	REFUND OF HALL DEPOSIT	395.00
8/12/2016	113756	AJ JACOBSEN	REFUND OF RATE OVERPAYMENT	306.45
8/12/2016	113757	RD & BJ SMITH	REFUND OF RATE OVERPAYMENT	381.06
8/12/2016	113758	OFFICE OF STATE REVENUE	REFUND OF RATE OVERPAYMENT	45.56
8/12/2016	113759	I LAIRD	REFUND OF RATE OVERPAYMENT	639.20
8/12/2016	113760	THOMAS MAZEY	ART SALES	99.40
8/12/2016	113761	NATIONAL DISABILITY SERVICES	REFUND OF HALL DEPOSIT	200.00
8/12/2016	113762	TAOIST TAI CHI SOCIETY	REFUND OF HALL DEPOSIT	185.00
8/12/2016	113763	TOURISM WESTERN AUSTRALIA	REFUND OF HALL DEPOSIT	200.00
8/12/2016	113764	VILLA CARLOTTA	REFUND OF HALL DEPOSIT	200.00
8/12/2016	113765	PF & RS MOORE	REFUND OF RATE OVERPAYMENT	604.46
8/12/2016	113766	MV JONES	REFUND OF RATE OVERPAYMENT	615.50
8/12/2016	113767	MATHEW MOULTON	REFUND DEVELOPMENT APP FEE - CANCELLED	295.00
8/12/2016	113768	DUNSBOROUGH PUBLIC LIBRARY - PETTY CASH	PETTY CASH REIMBURSEMENT	96.65
8/12/2016	113769	C HEARNE	REFUND OF ANIMAL TRAP BOND	100.00
8/12/2016	113770	OFFICE OF THE CEO - PETTY CASH	PETTY CASH REIMBURSEMENT	306.11
8/12/2016	113771	BUSSELTON PUBLIC LIBRARY - PETTY CASH	PETTY CASH REIMBURSEMENT	121.60
8/12/2016	113772	WOODTURNERS ASSOC OF WA	REFUND OF HALL DEPOSIT	185.00
8/12/2016	113773	CITY OF BUSSELTON	CORRECTION OF BPAY PAYMENTS	160.71
9/12/2016	113774	WATER CORPORATION	WATER SERVICES	267.30
9/12/2016	113775	TELSTRA CORPORATION	COMMUNICATION SERVICES	12,995.65
9/12/2016	113776	SYNERGY	ELECTRICITY SUPPLIES	1,871.35
14/12/2016	113777	BUSSELTON WATER BOARD	WATER SERVICES	2,148.00
14/12/2016	113778	CALLOW'S CORNER NEWSAGENCY	NEWSAGENCY / STATIONERY	120.60
14/12/2016	113779	SUBWAY	CATERING - YOUTH WORKSHOP	57.00
14/12/2016	113780	SYNERGY	ELECTRICITY SUPPLIES	1,290.95
14/12/2016	113781	FRED ROSE EXCAVATOR HIRE	EARTHMOVING - EXCAVATOR HIRE	14,641.00
24/11/2016	113782	A DYSON	REFUND DOG REGISTRATION - NOW STERILISED	150.00
	113783 TO 113785	CANCELLED	PROCESSING ERROR - CHEQUES CANCELLED	0.00
2/12/2016	113786	G GOODALL	REFUND DOG REGISTRATION - NOW STERILISED	150.00
24/11/2016	113787	C CLARKE	REFUND DOG REGISTRATION (2) - NOW STERILISED	300.00
5/12/2016	113788	N CAIRNS	REFUND DOG REGISTRATION - NOW STERILISED	51.67
5/12/2016	113789	L MANNING	REFUND DOG REGISTRATION - NOW STERILISED	75.00
16/12/2016	113790	TELSTRA CORPORATION	COMMUNICATION SERVICES	105.00
16/12/2016	113791	WATER CORPORATION	WATER SERVICES	85.00
16/12/2016	113792	SYNERGY	ELECTRICITY SUPPLIES	592.10
16/12/2016	113793	D MANSELL	REFUND O/PAYMENT BUILDING FEE	2,043.00
16/12/2016	113794	DUNGBEETLES RUGBY UNION CLUB	SPONSORSHIP - ANNIVERSARY GAME	400.00
19/12/2016	113795	J WHITE	KOOKABURRA REFUND FEE	50.00
19/12/2016	113796	M COLES	KOOKABURRA REFUND FEE	77.00
19/12/2016	113797	MARGARET RIVER YOGA SCHOOL	REFUND OF HALL DEPOSIT	285.00
19/12/2016	113798	CITY OF BUSSELTON - PETTY CASH	PETTY CASH REIMBURSEMENT	524.90
19/12/2016	113799	DEPARTMENT OF TRANSPORT	INTERIM VEHICLE REGISTRATION	45.95
19/12/2016	113800	L TOMLINSON	REFUND OF ANIMAL TRAP BOND	100.00
19/12/2016	113801	MACADAMIA CORP	REFUND OF TOWN PLANNING BOND	6,700.00
19/12/2016	113802	BONTEMPO NOMINEES	REFUND OF RATE OVERPAYMENT	730.71
19/12/2016	113803	J DANIELS	REFUND TEMPORARY FOOD STALL FEE	40.00
19/12/2016	113804	CHANNYBEARUP WINES	REFUND AGENCY REFERRAL FEE	118.00



Date	Chq / Voucher	Name	Description	Amount
19/12/2016	113805	D SULLIVAN	CROSSOVER SUBSIDY PAYMENT	167.90
19/12/2016	113806	G SCOTT	CROSSOVER SUBSIDY PAYMENT	167.90
19/12/2016	113807	T & V SCHABERAU	CROSSOVER SUBSIDY PAYMENT	172.10
19/12/2016	113808	A & A OVANS	CROSSOVER SUBSIDY PAYMENT	188.20
19/12/2016	113809	C CAMPBELL & L LEE	CROSSOVER SUBSIDY PAYMENT	269.60
19/12/2016	113810	D GLOVER & J QUINTRELL	CROSSOVER SUBSIDY PAYMENT	167.90
19/12/2016	113811	H & E ROSARIO	CROSSOVER SUBSIDY PAYMENT	502.60
19/12/2016	113812	T & J BESWICK	CROSSOVER SUBSIDY PAYMENT	328.60
19/12/2016	113813	N & G JOHNSON	CROSSOVER SUBSIDY PAYMENT	344.10
19/12/2016	113814	D & I LADEWIG	CROSSOVER SUBSIDY PAYMENT	411.90
19/12/2016	113815	R WIELGUS & S VICKERY	CROSSOVER SUBSIDY PAYMENT	337.40
19/12/2016	113816	T & M JACOBSEN	CROSSOVER SUBSIDY PAYMENT	418.70
19/12/2016	113817	A & L REINECKE	CROSSOVER SUBSIDY PAYMENT	337.40
19/12/2016	113818	M BLAIR & J HILDER	CROSSOVER SUBSIDY PAYMENT	167.90
19/12/2016	113819	P AUBREY	REFUND OF ANIMAL TRAP BOND	100.00
19/12/2016	113820	AMP RETIREMENT TRUST	SUPERANNUATION	300.45
20/12/2016	113821	CITY OF BUSSELTON	BUILDING OCCUPANCY PERMIT - GLC	96.00
22/12/2016	113822	CITY OF BUSSELTON	VARIOUS STAFF REIMBURSEMENTS	3,741.69
22/12/2016	113823	CALLOWS CORNER NEWS	STAFF SOCIAL CLUB - LOTTO	290.00
21/12/2016	113824	GEOGRAPHE LEISURE CENTRE - PETTY CASH	PETTY CASH REIMBURSEMENT	253.95
21/12/2016	113825	ARTGEO PETTY CASH	PETTY CASH REIMBURSEMENT	94.15
13/12/2016	113826	A POLLOCK	REFUND DOG REGISTRATION - NOW STERILISED	150.00
22/12/2016	113827	BUSSELTON WATER BOARD	WATER SERVICES	733.79
22/12/2016	113828	CALLOWS CORNER NEWSAGENCY	NEWSAGENCY / STATIONERY	328.94
22/12/2016	113829	TELSTRA CORPORATION	COMMUNICATION SERVICES	12,204.49
22/12/2016	113830	AUSTRALIAN COMMUNICATIONS & MEDIA AUTHORITY	COMMUNICATION LICENCE	43.00
22/12/2016	113831	SYNERGY	ELECTRICITY SUPPLIES	1,895.85
22/12/2016	113832	FRED ROSE EXCAVATOR HIRE	EARTHMOVING - EXCAVATOR HIRE	13,249.50
22/12/2016	113833	WATER CORPORATION	WATER SERVICES	23,523.63
23/12/2016	113834	DUNSBOROUGH PUBLIC LIBRARY - PETTY CASH	PETTY CASH REIMBURSEMENT	55.43
23/12/2016	113835	D & A O'CONNOR FAMILY TRUST	CATERING SERVICES - ARTGEO	305.00
				<u>15,639,189.26</u>

Date	Chq / Voucher	Name	Description	Amount
<b>ELECTRONIC TRANSFER PAYMENTS - DECEMBER 2016</b>				
Date	EFT	Name	Description	Amount
2/12/2016	EF049604	CR. G HENLEY	COUNCILLOR REIMBURSEMENT	603.94
2/12/2016	EF049605	LANDSAVE ORGANICS	LANDSCAPING - COMPOST MIX	1,100.00
2/12/2016	EF049606	MCG ARCHITECTS PTY LTD	ADMIN BUILDING - ARCHITECTURAL SERVICES	26,647.06
2/12/2016	EF049607	ANGELA GRIFFIN	STAFF REIMBURSEMENT - TRAINING	187.37
2/12/2016	EF049608	OCEAN AIR CARPET CARE	VARIOUS CLEANING SERVICES	9,432.50
2/12/2016	EF049609	AIREY TAYLOR CONSULTING	ROOF WATERPROOFING CONSULTANCY - ADMIN BUILDING	12,005.67
2/12/2016	EF049610	ALINTA ENERGY	ELECTRICITY	38,072.52
2/12/2016	EF049611	WHITCOMBE DRAFTING SERVICES	CIVIL DESIGN AND DRAFTING - QUEEN ST UPGRADE	4,062.50
2/12/2016	EF049612	EMMA RUSSELL	KOOKABURRA REFUND FEE	15.00
2/12/2016	EF049613	KEELEY MILNER	STAFF REIMBURSEMENT - TRAINING	99.85
2/12/2016	EF049614	DAVID GRAY & CO	PURCHASE OF 240L GREEN BINS	1,922.80
2/12/2016	EF049615	RTW STEEL FABRICATION & CONSTRUCTION	MAINTENANCE SERVICES - BUSSELTON JETTY	1,391.50
2/12/2016	EF049616	WESTERN POWER CORPORATION	ELECTRICAL SERVICES	7,779.00
2/12/2016	EF049617	YALLINGUP COASTAL VOLUNTEER BUSHFIRE BRIGADE	PETTY CASH REIMBURSEMENT	358.22
2/12/2016	EF049618	SUEZ RECYCLING & RECOVERY (PERTH) PTY LTD	KERRSIDE RECYCLING SERVICES	83,528.00
2/12/2016	EF049619	COATES HIRE	HIRE EQUIPMENT - ROLLER	12,012.00
2/12/2016	EF049620	COLES	COUNCIL & STAFF REFRESHMENTS	684.60
2/12/2016	EF049621	D W & S V ROBERTS	CONCRETE SERVICES - DUNSBOROUGH TOWNSCAPE	51,695.78
2/12/2016	EF049622	GLEN MCLEOD PTY LTD	LEGAL ADVICE	270.00
8/12/2016	EF049623	HIF	HEALTH INSURANCE	215.55
8/12/2016	EF049624	CRAIG & SHEREE WOOD	RENTAL LEASE AGREEMENT	820.00
8/12/2016	EF049625	PAY-PLAN PTY LTD	SALARY PACKAGING	15,206.67
8/12/2016	EF049626	HARCOURTS BUSSELTON	RENTAL LEASE AGREEMENT	840.00
8/12/2016	EF049627	RENTAL MANAGEMENT AUSTRALIA PTY LTD	RENTAL LEASE AGREEMENT	800.00
8/12/2016	EF049628	AUSTRALIAN TAXATION OFFICE	PAYG TAXATION	201,952.00
8/12/2016	EF049629	AUSTRALIAN SERVICES UNION	UNION FEES	79.05
8/12/2016	EF049630	HBF HEALTH LIMITED	MEDICAL INSURANCE	489.35
8/12/2016	EF049631	LOCAL GOV'T RACE COURSE & CEMETERY EMPLOYEES	UNION FEES	317.76
8/12/2016	EF049632	DEPUTY CHILD SUPPORT REGISTRAR	SALARY DEDUCTIONS	387.59
8/12/2016	EF049633	CITY OF BUSSELTON-SOCIAL CLUB	SOCIAL CLUB REIMBURSEMENT	202.00
8/12/2016	EF049634	STAFF CHRISTMAS CLUB	PAYROLL DEDUCTIONS	3,875.00
8/12/2016	EF049635	CLICKSUPER	SUPERANNUATION	152,243.51
9/12/2016	EF049636	WALGA	WALGA TRAINING SERVICES	2,294.00
9/12/2016	EF049637	KAREN ALCORN	STAFF REIMBURSEMENT - GIFTS FOR VOLUNTEERS	368.30
9/12/2016	EF049638	DENNIS HADDON	ART SALES	31.50
9/12/2016	EF049639	CR. G BLEECHMORE	COUNCILLOR PAYMENT	2,382.50
9/12/2016	EF049640	CR. G HENLEY	COUNCILLOR PAYMENT	8,427.25
9/12/2016	EF049641	CR. T BEST	COUNCILLOR PAYMENT	2,382.50
9/12/2016	EF049642	PHIL HOLLETT PHOTOGRAPHY	ART SALES	457.80
9/12/2016	EF049643	LEEWIN CIVIL PTY LTD	CONSTRUCTION SERVICES - FORESHORE	275,083.09
9/12/2016	EF049644	LYNE MARSHALL	ART SALES	30.80
9/12/2016	EF049645	MICHAEL CLARK	ART SALES	176.00
9/12/2016	EF049646	CR. J McCALLUM	COUNCILLOR PAYMENT	2,382.50
9/12/2016	EF049647	CR. C TARBOTTON	COUNCILLOR REIMBURSEMENT	577.36
9/12/2016	EF049648	ANDERS HAMMARSTROM	ART SALES	28.00
9/12/2016	EF049649	AUSTRALIAN PLANT WHOLESALERS	NURSERY SUPPLIES	1,298.00
9/12/2016	EF049650	MARGARET PARKE	ART SALES	17.50
9/12/2016	EF049651	MATTHEW SHARP	ART SALES	115.50
9/12/2016	EF049652	CR. R BENNETT	COUNCILLOR PAYMENT	2,382.50
9/12/2016	EF049653	PANCAKE DESIGNS RESIN	ART SALES	476.70
9/12/2016	EF049654	CASTLEVIEW HOLDINGS PTY LTD	ART SALES	52.50
9/12/2016	EF049655	NALDA HOSKINS	ART SALES	144.00
9/12/2016	EF049656	OPTUS BILLING SERVICES PTY LTD	FIXED INTERNET ACCESS	1,870.00
9/12/2016	EF049657	JACQUELINE PINNOCK	ART SALES	35.00
9/12/2016	EF049658	HBF HEALTH LIMITED	MEDICAL SERVICES - SAFETY WEEK	108.25
9/12/2016	EF049659	MATTHEW RIORDAN	STAFF REIMBURSEMENT - CONFERENCE	327.10
9/12/2016	EF049660	KLEENIT PTY LTD	GRAFFITI REMOVAL	574.20
9/12/2016	EF049661	CR. R REEKIE	COUNCILLOR PAYMENT	2,382.50
9/12/2016	EF049662	CR. R PAINE	COUNCILLOR PAYMENT	2,382.50
9/12/2016	EF049663	CR. P CARTER	COUNCILLOR PAYMENT	2,382.50
9/12/2016	EF049664	GEOGRAPHE BAY COMMUNITY ENTERPRISES LTD	REFUND OF HALL DEPOSIT	200.00
9/12/2016	EF049665	BOB BRUCE DESIGN	CONSULTANCY SERVICES - MILNE ST PAVILLION	858.00
9/12/2016	EF049666	MARTINE PERRET	ART SALES	20.30
9/12/2016	EF049667	SHAPE MANAGEMENT	CONSULTANCY SERVICES FOR MAJOR PROJECTS	18,315.00
9/12/2016	EF049668	CHANNEL7 TELETHON TRUST	DONATION - TELETHON	5,900.00
9/12/2016	EF049669	SERVICE EQ	ECONOMIC DEVELOPMENT AUDIT BSN & DUNS CBD	2,200.00
9/12/2016	EF049670	BARRIE WALSH	FACADE REFURBISHMENT PROGRAMME	6,208.00
9/12/2016	EF049671	KRONKAMOL BLECHYNDEN	ART SALES	273.00
9/12/2016	EF049672	NAOMI EBERT	ART SALES	147.00
9/12/2016	EF049673	SHAUN RICKARDS	ART SALES	10.50
9/12/2016	EF049674	CANCELLED	PROCESSING ERROR - CANCELLED	0.00
9/12/2016	EF049675	ZIPFORM	PRINTING SERVICES - RATE NOTICES	9,228.65
9/12/2016	EF049676	BLACKWOODS	FLEET CONSUMABLES	279.53
9/12/2016	EF049677	CITY OF BUSSELTON-SOCIAL CLUB	DONATION TO SOCIAL CLUB	15,000.00
9/12/2016	EF049678	LAURA SYKES	ART SALES	56.00
9/12/2016	EF049679	COLES	COUNCIL, STAFF & GLC REFRESHMENTS	831.66

## 6.3 Attachment A

## List of Payments Made - December 2016

Date	Chq / Voucher	Name	Description	Amount
9/12/2016	EF049680	MYLES HAPP	ART SALES	52.50
9/12/2016	EF049681	INNOVEST CONSTRUCTION	CONSTRUCTION SERVICES - MILNE ST PAVILLION	116,253.64
9/12/2016	EF049682	JAN WHITFIELD	STAFF REIMBURSEMENT - MARKETING	531.31
9/12/2016	EF049683	OWEN G ISBEL	ART SALES	280.00
9/12/2016	EF049684	WENDY SLEE	ART SALES	52.00
9/12/2016	EF049685	CELIA CLARE	ART SALES	299.20
9/12/2016	EF049686	SHEDS DOWN SOUTH	JETTY TRAIN SHED RELOCATION - CONCRETE SLAB	12,000.00
9/12/2016	EF049687	ALINTA ENERGY	ELECTRICITY	1,660.93
12/12/2016	EF049688	LEEUWIN CIVIL PTY LTD	CONSTRUCTION SERVICES - FORESHORE	335,362.80
12/12/2016	EF049689	PENNY CROWLEY	STAFF REIMBURSEMENT - LIBRARY RESOURCES	53.62
12/12/2016	EF049690	BCP CIVIL & PLANT	KOOKABURRA PARK MANAGEMENT FEES	35,291.67
12/12/2016	EF049691	LANDMARK BUNBURY	14,000L RAINWATER TANK - WASTE SITE REHAB	2,090.00
14/12/2016	EF049692	AUSTRALIAN COASTAL COUNCILS ASSOCIATION INC	TRAINING CONFERENCE	1,177.00
14/12/2016	EF049693	DATA 3	COMPUTER SOFTWARE SUPPLIER	29,128.86
14/12/2016	EF049694	ELLIOTS IRRIGATION PTY LTD	IRON FILTER SERVICE - FORESHORE & CEMETERY	539.00
14/12/2016	EF049695	WALGA	WALGA TRAINING SERVICES	55.00
14/12/2016	EF049696	ICLEI-A/NZ	LOCAL GOVTS FOR SUSTAINABILITY MEMBERSHIP FEE	935.00
14/12/2016	EF049697	TRAFFIC FORCE	TRAFFIC MANAGEMENT SERVICES - VARIOUS	84,923.50
14/12/2016	EF049698	SARAH PIERSON	STAFF REIMBURSEMENT - CONFERENCE	462.48
14/12/2016	EF049699	JAMES SPATH	STAFF REIMBURSEMENT - INTERNET	69.95
14/12/2016	EF049700	ROAD SIGNS AUSTRALIA	SIGNAGE SUPPLIES - VARIOUS	5,165.30
14/12/2016	EF049701	TECHNFIRE 2000	MAINTENANCE PARTS FOR BUSHFIRE BRIGADE VEHICLES	225.50
14/12/2016	EF049702	LEEUWIN CIVIL PTY LTD	GRAVEL FILL PUZEY RD, HIRE EQUIPMENT - VARIOUS	111,903.09
14/12/2016	EF049703	BATTERY ALL TYPES	BATTERY SUPPLIES FOR MICROPHONES	120.00
14/12/2016	EF049704	TARVIA PTY LTD	CONSTRUCTION SERVICES - SMITHS BEACH HANDRAILS	1,334.30
14/12/2016	EF049705	MAINSPRAY	VERGE SLASHING SERVICES - VARIOUS	8,167.50
14/12/2016	EF049706	JIGSAW SIGNS & PRINT	PRINTING & SIGNAGE SERVICES	3,187.25
14/12/2016	EF049707	BUNBURY TRUCKS	PLANT PURCHASE - HINO TRUCK, PLANT MAINTENANCE PARTS	283,461.08
14/12/2016	EF049708	STOCKER PRESTON	STRATA LEVY FEES & WATER CONSUMPTION	602.70
14/12/2016	EF049709	TOTAL GREEN RECYCLING	RECYCLING E-WASTE SERVICES	167.48
14/12/2016	EF049710	AR PLUMBING & GAS SERVICE	PLUMBING SERVICES	863.50
14/12/2016	EF049711	ALLMARK & ASSOCIATES PTY LTD	STAINLESS STEEL PLAQUE	297.00
14/12/2016	EF049712	ARBOR GUY	TREE MAINTENANCE SERVICES	8,604.75
14/12/2016	EF049713	SHOREWATER MARINE PTY LTD	BSN JETTY REFURBISHMENT/PAINTING	45,126.51
14/12/2016	EF049714	VEOLIA ENVIRONMENTAL SERVICES (AUSTRALIA) PTY LTD	ENVIRONMENTAL SERVICES - OLD BUTTER FACTORY	10,124.99
14/12/2016	EF049715	AUSTRALIAN TEACHING AIDS	LIBRARY RESOURCES	73.55
14/12/2016	EF049716	BROWNES DAIRY	GLC KIOSK SUPPLIES	328.70
14/12/2016	EF049717	FIRST CLASS TRAINING	TRAINING SERVICES	315.00
14/12/2016	EF049718	SOUTHERN HABITAT NURSERY	NURSERY SUPPLIES	902.00
14/12/2016	EF049719	BUNBURY SUBARU	VEHICLE SERVICES / PARTS	299.95
14/12/2016	EF049720	LANDSAVE ORGANICS	LANDSCAPING SERVICE - COMPOST BLEND	550.00
14/12/2016	EF049721	TUNA BLUE PTY LTD	MEETING FACILITATION SERVICES	1,573.00
14/12/2016	EF049722	PRIME INDUSTRIAL PRODUCTS PTY LTD	HARDWARE & SAFETY SUPPLIES	316.99
14/12/2016	EF049723	PROFESSIONAL CABLING	CABLING SERVICES - WASTE FACILITIES	2,530.00
14/12/2016	EF049724	BRIDGESTONE	TYRE SERVICES	917.67
14/12/2016	EF049725	WA EXTERNAL SOLUTIONS	GUTTER MAINTENANCE	165.00
14/12/2016	EF049726	ARTISAN PAVING	PAVING SERVICES - DUNN BAY RD	1,925.00
14/12/2016	EF049727	ALL WEST BUILDING APPROVALS PTY LTD	BUILDING APPLICATION ASSESSMENTS	1,650.00
14/12/2016	EF049728	SCOPE TRAINING	TRAINING SERVICES	1,750.00
14/12/2016	EF049729	GEO METALS	METALWORK SERVICES	935.00
14/12/2016	EF049730	MACQUARIE EQUIPMENT RENTALS PTY LTD	COMPUTER LEASING PAYMENTS	2,705.56
14/12/2016	EF049731	PAY-PLAN PTY LTD	SALARY PACKAGING	230.75
14/12/2016	EF049732	ENVIRONEX INTERNATIONAL PTY LTD	POOL CHEMICALS FOR GLC	1,522.35
14/12/2016	EF049733	CDJ ENGINEERING & CONSULTANCY SERVICES	ENGINEERING SERVICES - JETTY STORAGE CAGE	3,821.95
14/12/2016	EF049734	COMPLETE PORTABLES	PORTABLE TOILET & SEA CONTAINER HIRE	1,606.77
14/12/2016	EF049735	SCOPE BUSINESS IMAGING	ELECTRONIC EQUIPMENT	145.02
14/12/2016	EF049736	BARK ENVIRONMENTAL	ENVIRONMENTAL CONSULTING	1,188.00
14/12/2016	EF049737	COVS PARTS PTY LTD	AUTOMOTIVE PARTS	41.68
14/12/2016	EF049738	GEOSPREAD	GREEN WASTE MULCHING - DUNS WASTE FACILITY	8,222.50
14/12/2016	EF049739	CRANEFORD PLUMBING PTY LTD	PLUMBING SERVICES - GLC GEOTHERMAL & SMITHS BEACH	13,685.53
14/12/2016	EF049740	SONIC LOLLY	MUSICAL PERFORMANCES	770.00
14/12/2016	EF049741	DR L.D. TERRACE PRACTICE	LEGAL SERVICES	2,997.50
14/12/2016	EF049742	SOUTH WEST PRINTING & PUBLISHING	ADVERTISING SERVICES - VARIOUS	895.00
14/12/2016	EF049743	MARGARET RIVER FENCING	FENCING SERVICES - VARIOUS	7,862.80
14/12/2016	EF049744	WIGHT & EMMETT	SPONSORSHIP - VOUCHERS	500.00
14/12/2016	EF049745	ACT INDUSTRIAL PTY LTD	4 X SCRAP METAL BINS - BSN WASTE FACILITY	29,920.00
14/12/2016	EF049746	SUMMERS CONSULTING	MOSQUITO BREEDING MONITORING	3,028.58
14/12/2016	EF049747	SUPATURF WA	TURF MARKING EQUIPMENT	2,299.00
14/12/2016	EF049748	TOASTEES WETSUITS AUSTRALIA	SWIMMING INSTRUCTOR'S WETSUIT JACKETS	520.00
14/12/2016	EF049749	SEA CHANGE NEWS & GIFTS	LIBRARY RESOURCES - NEWSPAPERS	138.40
14/12/2016	EF049750	WESTSIDE TILT TRAY SERVICE	ABANDONED CAR REMOVAL	165.00
14/12/2016	EF049751	OPTUS BILLING SERVICES PTY LTD	FIXED INTERNET ACCESS	392.97
14/12/2016	EF049752	NATURAL AREA CONSULTING SERVICES	VEGETATION PROTECTION SERVICE - BSN WASTE FACILITY	16,052.63
14/12/2016	EF049753	DUNSBOROUGH HARDWARE & HOME CENTRE	HARDWARE SERVICES	493.47
14/12/2016	EF049754	BUSSELTON HYUNDAI	VEHICLE SERVICES / PARTS	343.29
14/12/2016	EF049755	EFAX AUSTRALIA	FAX SERVICE PROVIDER	7.92
14/12/2016	EF049756	TO70 AVIATION AUSTRALIA PTY LTD	LONG TERM NOISE MODELLING - BSN/MR AIRPORT	6,160.00
14/12/2016	EF049757	OFFICEMAX AUSTRALIA LTD	STATIONERY SUPPLIES	1,134.06
14/12/2016	EF049758	BINSPA	RUBBISH BIN CLEANING	1,545.00

Date	Chq / Voucher	Name	Description	Amount
14/12/2016	EF049759	SOUTH WEST WORKING LIFE ASSOCIATION	MEMBERSHIP FEES	200.00
14/12/2016	EF049760	BORRELL RAFFERTY ASSOCIATES PTY LTD	QUANTITY SURVEYING - ADMIN BUILDING	8,800.00
14/12/2016	EF049761	BROADWATER FENCING	FENCING SERVICES	308.00
14/12/2016	EF049762	TASK EXCHANGE PTY LTD	SOFTWARE LICENCE	8,767.00
14/12/2016	EF049763	LG CONNECT PTY LTD	TRAINING	1,868.90
14/12/2016	EF049764	ALPHA PEST ANIMAL SOLUTIONS	FOX BAITING	2,200.00
14/12/2016	EF049765	12D SOLUTIONS PTY LTD	SURVEY SOFTWARE SERVICES	2,598.75
14/12/2016	EF049766	ADVANCED DRIVEWAY SEALING	MAINTENANCE SERVICES	165.00
14/12/2016	EF049767	NAMES PLUS EMBROIDERY	EMBROIDERY SERVICES	18.00
14/12/2016	EF049768	QUICK CORPORATE AUSTRALIA	STATIONERY AND OFFICE SUPPLIES	92.58
14/12/2016	EF049769	DYMCKOS - BUSSELTON	LIBRARY RESOURCES	1,267.47
14/12/2016	EF049770	BUSSELTON SPA & POOL	SPA / POOL SUPPLIES - GLC	24.00
14/12/2016	EF049771	INVARION RAPIDPLAN PTY LTD	SOFTWARE LICENCE	412.50
14/12/2016	EF049772	BROADWATER MEDICAL CENTRE	MEDICAL SERVICES - PRE EMPLOYMENT	159.50
14/12/2016	EF049773	BCP CIVIL & PLANT	EXCAVATOR & PLANT HIRE - VARIOUS WORKS	91,907.38
14/12/2016	EF049774	BCP MATERIALS PTY LTD	SAND SUPPLIES - PUZEY RD & TOM CULLITY DR	10,247.12
14/12/2016	EF049775	BCP LIQUID WASTE	LIQUID WASTE SERVICES	3,470.96
14/12/2016	EF049776	NATURALISTE GLASS PTY LTD	GLASS REPAIRS AND MANUFACTURE	2,415.58
14/12/2016	EF049777	ROSE AND CROWN	ACCOMMODATION - STAFF TRAINING	1,090.80
14/12/2016	EF049778	BRAD BROOKSBY	BRIDGE GUARDRAIL ASSESSMENTS - VARIOUS	7,700.00
14/12/2016	EF049779	COLES.COM.AU	COUNCIL & STAFF REFRESHMENTS	263.42
14/12/2016	EF049780	BUSSELTON EQUIPMENT HIRE	SMALL PLANT HIRE	828.00
14/12/2016	EF049781	MARGARET RIVER BUSSELTON TOURISM ASSOCIATION	PEEL TCE LEASE & CRUISE SHIP VISITATION PROGRAM	4,583.34
14/12/2016	EF049782	4D GLOBAL	PURCHASE OF KEYBOARD FOR RANGERS TABLET	517.92
14/12/2016	EF049783	MARKETFORCE PTY LTD	ADVERTISING SERVICES - VARIOUS	87.12
14/12/2016	EF049784	SPORTFIRST BUSSELTON	UNIFORMS & PROTECTIVE CLOTHING	240.00
14/12/2016	EF049785	KLEENIT PTY LTD	GRAFFITI REMOVAL	295.35
14/12/2016	EF049786	BRIDGESTONE SELECT BUSSELTON	TYRE SERVICES	268.00
14/12/2016	EF049787	TYRECYCLE PTY LTD	TYRE RECYCLING SERVICE - BSN TRANSFER STATION	4,543.61
14/12/2016	EF049788	NATURALISTE HYGIENE SERVICES	HYGIENE SERVICES - VARIOUS BUILDINGS	550.00
14/12/2016	EF049789	JONES MARINE	MAINTENANCE OF LADDERS, NETS & PYLONS	1,300.00
14/12/2016	EF049790	STIHL SHOP DUNSBOROUGH	PLANT PURCHASES / SERVICES / PARTS	830.90
14/12/2016	EF049791	HERA	STRUCTURAL ENGINEERING SERVICES - ADMIN BUILDING	1,307.90
14/12/2016	EF049792	BARRY ALLEN ELECTRICAL SERVICES PTY LTD	ELECTRICAL SERVICES - KOOK ELEC. UPGRADE & BSN JETTY	29,895.80
14/12/2016	EF049793	BUNBURY COFFEE MACHINES	COFFEE MACHINE SUPPLIES - GLC CAFÉ	1,170.00
14/12/2016	EF049794	BBS COLLECTIONS PTY LTD	DEBT COLLECTION SERVICES	402.00
14/12/2016	EF049795	VASSE WEED & PEST	PEST CONTROL SERVICES	96.05
14/12/2016	EF049796	PVR INDUSTRIAL PTY LTD	PUMP INSPECTION & REPAIR - EQUINOX/SIGNAL PARK	2,406.92
14/12/2016	EF049797	MERCER CONSULTING (AUSTRALIA) PTY LTD	CLASSIFICATION AND REMUNERATION ADVICE	19,320.88
14/12/2016	EF049798	SOLVER PAINTS	PAINTING SUPPLIES	57.75
14/12/2016	EF049799	COMMUNICATIONS PLUS	TELECOMMUNICATIONS SERVICES - BSN DEPOT & GLC	495.00
14/12/2016	EF049800	ABIGAIL COX	GLC KIOSK SUPPLIES	48.00
14/12/2016	EF049801	THE GOOSE RESTAURANT	CATERING - ECONOMIC DEVELOPMENT WORKSHOP	1,385.50
14/12/2016	EF049802	CLEANAWAY SOLID WASTE PTY LTD	WASTE DISPOSAL SERVICES	52.35
14/12/2016	EF049803	PAUL ANDREWS TRUST	GLC CAFÉ SUPPLIES	1,059.41
14/12/2016	EF049804	BCA CONSULTANTS (WA) PTY LTD	LIGHTING CONSULTANCY - BUSSELTON FORESHORE	5,720.00
14/12/2016	EF049805	LIFE'S MEMORIES MEMORIALS	MEMORIAL PLAQUES SUPPLIER	1,373.90
14/12/2016	EF049806	DOUTH CONTRACTING	PROPERTY & GARDEN MAINTENANCE - AGED HOUSING	3,598.43
14/12/2016	EF049807	BEYOND BRICKS	BUILDING PRODUCTS - YALLINGUP BFB	2,598.52
14/12/2016	EF049808	OPLAY	PLAYGROUND EQUIPMENT - BOLTS	816.71
14/12/2016	EF049809	DOWN SOUTH ELECTRICAL WA	ELECTRICAL SERVICES - YALLINGUP BFB	3,401.20
14/12/2016	EF049810	WHITCOMBE DRAFTING SERVICES	CIVIL DESIGN AND DRAFTING - QUEEN ST UPGRADE	2,892.50
14/12/2016	EF049811	CANCELLED	PROCESSING ERROR - CANCELLED	0.00
14/12/2016	EF049812	COUNTRY SMASH REPAIRS	AUTOBODY REPAIRS	741.43
14/12/2016	EF049813	MEND CONSULTING PTY LTD	ENGINEERING CONSULTANCY - GLC POOL INSPECTIONS	5,186.50
14/12/2016	EF049814	TOX FREE AUSTRALIA	CHEMICAL DISPOSAL SERVICES - BSN TRANSFER STATION	4,365.68
14/12/2016	EF049815	DUNSBOROUGH CARPENTRY & HOME MAINTENANCE	CARPENTRY AND MAINTENANCE SERVICES - YALLINGUP BFB	1,200.00
14/12/2016	EF049816	CAPE SHADES	SHADE SAIL INSTALLATION - MAJESTIC GDNS PARK, DUNSB.	946.00
14/12/2016	EF049817	BOXED INDULGENCE	CHRISTMAS HAMPERS FOR CRC TENANTS	750.00
14/12/2016	EF049818	VIVA BOOKS	PURCHASE OF BOOKS - GREEN TASKFORCE	68.00
14/12/2016	EF049819	CLEANAWAY SOLID WASTE PTY LTD	WASTE DISPOSAL SERVICES	411.92
14/12/2016	EF049820	LOCALISE PTY LTD	TRAINING - GROWTH PLANNING WORKSHOP	5,442.84
14/12/2016	EF049821	LIBRARY AV & LARGE PRINT PTY LTD	LIBRARY RESOURCES	173.12
14/12/2016	EF049822	HARVEY NORMAN AV/IT SUPERSTORE BUSSELTON	PURCHASE OF ELECTRICAL GOODS - GLC	2,017.95
14/12/2016	EF049823	CLEANAWAY SOLID WASTE PTY LTD	WASTE DISPOSAL SERVICES	369.36
14/12/2016	EF049824	CREATIVE SPACES	CONSULTANCY SERVICES - RAILWAY HOUSE	4,734.51
14/12/2016	EF049825	BUSSELTON SHEDS PLUS	SHED REPAIR - BSN TRANSFER STATION	385.00
14/12/2016	EF049826	PRESTIGE AUTO & CANVAS	CHRISTMAS BANNER REPAIRS	326.00
14/12/2016	EF049827	ARTEZEN CAFE	PRIZES - NCC NETBALL PREMIERS	200.00
14/12/2016	EF049828	SUZANNE WEBB	REFUND DOG REGISTRATION - NOW STERILISED	75.00
14/12/2016	EF049829	LEON KRUGER	STAFF REIMBURSEMENT - PRE-EMPLOYMENT MEDICAL	220.00
14/12/2016	EF049830	KE RUSSELL & AK JOHNSON	REFUND OF RATE OVERPAYMENT	261.11
14/12/2016	EF049831	INTERNATIONAL ON THE WATER HOTEL	ACCOMMODATION - TRAINING	1,330.00
14/12/2016	EF049832	ARROW BRONZE	MEMORIAL PLAQUES SUPPLIER	435.76
14/12/2016	EF049833	STEWART & HEATON CLOTHING CO PTY LTD	PROTECTIVE CLOTHING - YALLINGUP BFB	1,106.62
14/12/2016	EF049834	TAS'S BAKERY	CATERING - BRIGADE LUNCHES FOR VOLUNTEER TRAINING	1,112.31
14/12/2016	EF049835	DOTS POTS & OFFICE FURNITURE	PURCHASE OF OFFICE CHAIRS (4) - BSN TRANSFER STATION	1,048.00
14/12/2016	EF049836	BUSSELTON TOYOTA	VEHICLE PURCHASES / SERVICES / PARTS	686.20
14/12/2016	EF049837	BELL FIRE EQUIPMENT CO	FIRE EQUIPMENT SERVICES - BSN AIRPORT, LIBRARY & DEPOT	1,027.59

Date	Chq / Voucher	Name	Description	Amount
14/12/2016	EF049838	ECOSYSTEMS SOLUTIONS	CONSULTANCY - PUZEY RD, TREE REMOVAL - ADMIN BLD	2,530.00
14/12/2016	EF049839	BUSSELTON REWINDS	PUMP REPAIRS - GLC	397.36
14/12/2016	EF049840	BOC GASES AUSTRALIA LTD	GAS SERVICES	1,766.32
14/12/2016	EF049841	DAVID GRAY & CO	PURCHASE OF 240L GREEN BIN LIDS (40)	528.00
14/12/2016	EF049842	FENNESSY'S	VEHICLE PURCHASES / SERVICES / PARTS	700.85
14/12/2016	EF049843	FTE ENGINEERING	MAINTENANCE & METAL FABRICATION SERVICES - VARIOUS	1,962.95
14/12/2016	EF049844	GEOGRAPHE TIMBER & HARDWARE	HARDWARE SUPPLIES & EQUIPMENT PURCHASES	8,333.38
14/12/2016	EF049845	JASON SIGNMAKERS	SIGNAGE SUPPLIES	255.20
14/12/2016	EF049846	T J DEPIAZZI & SONS	LANDSCAPING SUPPLIES - MULCH & WOODCHIPS - VARIOUS	10,831.37
14/12/2016	EF049847	HOLCIM (AUSTRALIA) PTY LTD T/A HUMES	CONCRETE SERVICES - VARIOUS ROADS & STOCK	26,671.48
14/12/2016	EF049848	MALATESTA ROAD PAVING & HOTMIX	ROAD HOTMIX / PAVING SERVICES - VARIOUS LOCATIONS	174,405.52
14/12/2016	EF049849	BUCHER MUNICIPAL PTY LTD	ENGINEERING - PLANT SPARES & SERVICING	1,135.02
14/12/2016	EF049850	NICHOLLS MACHINERY	PLANT PURCHASES / SERVICES / PARTS	516.75
14/12/2016	EF049851	ROYAL LIFE SAVING SOCIETY - AUSTRALIA	CERTIFICATE SUPPLY - SWIM SCHOOL	156.00
14/12/2016	EF049852	DUNSBOROUGH VOLUNTEER BUSHFIRE BRIGADE	PETTY CASH REIMBURSEMENT	607.82
14/12/2016	EF049853	BUSSELTON HOME TIMBER & HARDWARE	HARDWARE SUPPLIES	765.61
14/12/2016	EF049854	LANDGATE CUSTOMER ACCOUNT	LAND INFORMATION, TITLE SEARCHES, RATE VALUATIONS	2,389.11
14/12/2016	EF049855	RAECO INTERNATIONAL PTY LTD	LIBRARY RESOURCES	1,359.36
14/12/2016	EF049856	DELRON CLEANING BUSSELTON	VARIOUS BBQ CLEANING	4,918.89
14/12/2016	EF049857	SOUTH WEST STEEL PRODUCTS	PURCHASE OF STEEL PRODUCTS & SIGN STANDS	1,056.54
14/12/2016	EF049858	HOLCIM (AUSTRALIA) PTY LTD	CONCRETE & AGGREGATE SERVICES - VARIOUS LOCATIONS	10,094.70
14/12/2016	EF049859	SOUTH WEST MACHINING CENTRE	PLANT & BUILDING MAINTENANCE SERVICES - VARIOUS	1,815.00
14/12/2016	EF049860	GEOGRAPHE PETROLEUM	FUEL SERVICES	14,275.13
14/12/2016	EF049861	ERS AUSTRALIA PTY LTD	MAINTENANCE PARTS WASHER SERVICE	936.10
14/12/2016	EF049862	BUSSELTON RETRAVISION	ELECTRICAL SERVICES - KOOKABURRA CARAVAN PARK	2,432.00
14/12/2016	EF049863	PENDREY AGENCIES P/L	CHEMICAL / RURAL SUPPLIES	2,695.00
14/12/2016	EF049864	STAPLES AUSTRALIA PTY LTD	STATIONERY SUPPLIER	653.71
14/12/2016	EF049865	BUSSELTON MOTORS (MITSUBISHI/MAZDA)	VEHICLE PURCHASES / SERVICES / PARTS	674.28
14/12/2016	EF049866	COURIER AUSTRALIA	COURIER SERVICES	63.69
14/12/2016	EF049867	THINK WATER DUNSBOROUGH	RETIC. SERVICES, PUMP SUPPLY, LAWN EXT. BSN CEMETERY	21,707.87
14/12/2016	EF049868	DUNSBOROUGH BOBCAT SERVICE	EARTHMOVING - BOBCAT HIRE - VARIOUS	6,583.50
14/12/2016	EF049869	MERCURE HOTEL PERTH	ACCOMMODATION - TRAINING	1,029.95
14/12/2016	EF049870	JUMOR WASTE WATER	WASTE MANAGEMENT SERVICES	626.00
14/12/2016	EF049871	PRO-LINE KERBING	KERBING SERVICES - VARIOUS STREET LOCATIONS	40,992.82
14/12/2016	EF049872	ROD'S AUTO ELECTRICS	AUTO ELECTRICAL PARTS & SERVICE	384.15
14/12/2016	EF049873	OTIS ELEVATOR COMPANY PTY LTD	ELEVATOR SERVICES - CRC	1,421.75
14/12/2016	EF049874	SW PRECISION PRINT	PRINTING SERVICES	904.50
14/12/2016	EF049875	PRESTIGE PRODUCTS	HOSPITALITY EQUIPMENT SUPPLIER	1,002.74
14/12/2016	EF049876	SOUTH WEST ISUZU	PLANT PURCHASES / SERVICES / PARTS	1,332.33
14/12/2016	EF049877	BLACKWOODS	FLEET CONSUMABLES & MAINTENANCE PARTS	3,990.34
14/12/2016	EF049878	ANIMAL PEST MANAGEMENT SERVICES	PEST CONTROL SERVICES - MEELUP REGIONAL PARK	2,813.25
14/12/2016	EF049879	REPCO AUTO PARTS	PLANT PURCHASES / SERVICES / PARTS	153.62
14/12/2016	EF049880	BAY SIGNS	SIGNAGE SERVICES	757.40
14/12/2016	EF049881	ACTIV FOUNDATION INC	MAINTENANCE SERVICES - RESERVES	26,812.50
14/12/2016	EF049882	BUSSELTON PEST & WEED CONTROL	PEST & WEED CONTROL SERVICES - VARIOUS LOCATIONS	5,023.70
14/12/2016	EF049883	WEST OZ LINEMARKING	LINE MARKING SERVICES - VARIOUS	7,425.00
14/12/2016	EF049884	MILDWATERS ELECTRICAL	ELECTRICAL SERVICE-VARIOUS BLDGS & RESERVES	7,902.67
14/12/2016	EF049885	BUSSELTON MULTI SERVICE	ENGRAVING SERVICES	190.30
14/12/2016	EF049886	COTAN PTY LTD	ENGINEERING SERVICES - BUTTER FACTORY	990.00
14/12/2016	EF049887	WESTRAC EQUIPMENT P/L	PLANT PURCHASES / SERVICES / PARTS	8,241.83
14/12/2016	EF049888	BUSSELTON BUILDING PRODUCTS	BUILDING PRODUCT SUPPLIER	5,054.75
14/12/2016	EF049889	LAWRENCE & HANSON	ELECTRICAL/PROTECTIVE CLOTHING SUPPLIES	1,824.84
14/12/2016	EF049890	BUSSELTON FLORIST	FLOWERS AND GIFTS	185.00
14/12/2016	EF049891	B & B STREET SWEEPING	STREET SWEEPING SERVICE	24,459.60
14/12/2016	EF049892	WORK CLOBBER	PROTECTIVE CLOTHING SUPPLIER	1,162.50
14/12/2016	EF049893	DEPARTMENT OF FIRE AND EMERGENCY SERVICES	FIRE AND EMERGENCY SERVICES 2016/2017 LEVY	599,184.65
14/12/2016	EF049894	TOTAL EDEN PTY LTD	RETICULATION SUPPLIES - VARIOUS AREAS	12,190.50
14/12/2016	EF049895	BRAD SCOTT ELECTRICS	ELECTRICAL SERVICES - VARIOUS AREAS	74,553.15
14/12/2016	EF049896	KLEENHEAT GAS	GAS SERVICES - KCP	145.73
14/12/2016	EF049897	BUNNINGS BUILDING SUPPLIES	HARDWARE SUPPLIES	1,700.22
14/12/2016	EF049898	BSO DEVELOPMENT CONSULTANTS	LAND SURVEY SERVICES - MILNE ST	990.00
14/12/2016	EF049899	W A TREASURY CORPORATION	LOAN REPAYMENTS	791,256.78
14/12/2016	EF049900	NAS SECURITY PTY LTD	SECURITY SERVICES	296.50
14/12/2016	EF049901	BENARA NURSERY	NURSERY SUPPLIES	2,755.30
14/12/2016	EF049902	SOUTHWEST TYRE SERVICE	PLANT TYRE SUPPLIER / REPAIRER	5,493.75
14/12/2016	EF049903	COATES HIRE	HIRE EQUIPMENT SERVICES - ROLLER & LOADER	19,998.00
14/12/2016	EF049904	IPWEA-WA	TRAINING SERVICES - MEMBERSHIPS	594.00
14/12/2016	EF049905	CHUBB FIRE & SECURITY PTY LTD	FIRE EQUIPMENT SERVICES	831.91
14/12/2016	EF049906	MINTER ELLISON LAWYERS	LEGAL SERVICES	1,172.60
14/12/2016	EF049907	COLES	COUNCIL & STAFF REFRESHMENTS	39.00
14/12/2016	EF049908	BUSSELTON PRINT IT	PRINTING SERVICES - COMMERCIAL BIN STICKERS	980.00
14/12/2016	EF049909	TECHNOLOGY ONE LIMITED	SOFTWARE & TRAINING SERVICES	9,839.50
14/12/2016	EF049910	DUNSBOROUGH & DISTRICTS WATER CARTAGE	CONTRACT ADMIN SUPERVISOR ROLE	1,958.00
14/12/2016	EF049911	SOILS AINT SOILS	NURSERY SUPPLIES	95.80
14/12/2016	EF049912	CARBONE BROS PTY LTD	CRUSHED GRAVEL SUPPLY - PUZEY RD	101,451.00
14/12/2016	EF049913	SPORTS TURF TECHNOLOGY	SAND SAMPLING SERVICES - WATER CORP SITE, DUNSB.	2,200.00
14/12/2016	EF049914	BUSSELTON WELDING SERVICES	WELDING & STEEL FABRICATON SERVICES	1,649.50
14/12/2016	EF049915	EARTH 2 OCEAN COMMUNICATIONS VICMAR	COMMUNICATION SERVICES - RADIO REPAIRS	1,514.10
14/12/2016	EF049916	BUMBURY HIAB AND TILTRAY (HOTMAC GOLD PTY LTD T/A)	TRANSPORT & TILT TRAY SERVICES	968.00

Date	Chq / Voucher	Name	Description	Amount
14/12/2016	EF049917	JACK IN THE BOX CORPORATION PTY LTD	MARKETING SERVICES - ECONOMIC DEVELOPMENT	957.01
14/12/2016	EF049918	EDUCATIONAL ART SUPPLIES	LIBRARY RESOURCES	55.55
14/12/2016	EF049919	PAGODA RESORT & SPA	ACCOMMODATION - TRAINING	210.00
14/12/2016	EF049920	D W & S V ROBERTS	CONCRETE SERVICES - PUZEY RD	3,349.50
14/12/2016	EF049921	MODERN TEACHING AIDS PTY LTD	LIBRARY RESOURCES	679.02
14/12/2016	EF049922	TYREPOWER BUSSELTON	PLANT TYRE SUPPLIER / REPAIRER	1,035.00
14/12/2016	EF049923	AURECON AUSTRALIA PTY LTD	CONSULTANCY SERVICES - AIRPORT	14,307.15
14/12/2016	EF049924	CRACKPOTS	STINGER NET SUPPLIER	10,609.50
14/12/2016	EF049925	RICOH BUSINESS CENTRE	OFFICE EQUIPMENT SERVICES - PHOTOCOPYING	5,324.00
14/12/2016	EF049926	BASE (PIGMEEZ)	EMBROIDERY SERVICES	44.00
14/12/2016	EF049927	SUEZ RECYCLING & RECOVERY PTY LTD	WASTE MANAGEMENT SERVICES	339.08
14/12/2016	EF049928	ST MARYS' CRICKET CLUB	KIDSPORT VOUCHERS	620.00
14/12/2016	EF049929	CAPE CELLARS BUSSELTON	REFRESHMENTS - COUNCIL	308.48
14/12/2016	EF049930	VM VISIMAX	SAFETY EQUIPMENT SUPPLIER	128.50
14/12/2016	EF049931	CROSS SECURITY SERVICES	SECURITY SERVICES & AIRPORT TERMINAL ALARM UPGRADE	1,980.00
14/12/2016	EF049932	LAMANNA COMMERCIAL PLUMBING & DRAINAGE	EXCAVATOR HIRE - PUZEY RD	13,673.00
14/12/2016	EF049933	BURKE AIR	AIR CONDITIONING SERVICES - VARIOUS LOCATIONS	10,895.60
14/12/2016	EF049934	LOCK AROUND THE CLOCK	SECURITY SERVICES	874.10
14/12/2016	EF049935	SURVCON PTY LTD	SURVEY SERVICES VARIOUS	17,768.85
14/12/2016	EF049936	SOUTH WEST CONCRETE CUTTING & DRILLING	ROAD MAINTENANCE SERVICES - VARIOUS LOCATIONS	2,022.24
14/12/2016	EF049937	DIGITAL MAPPING SOLUTIONS	MAPPING CONSULTING SERVICES	5,632.00
14/12/2016	EF049938	SAFE & SURE SECURITY PTY LTD	SECURITY SERVICES - ALARM OCCURRENCE	440.00
14/12/2016	EF049939	CITY AND REGIONAL FUELS	FUEL SERVICES	5,192.58
14/12/2016	EF049940	EDUCATIONAL EXPERIENCE	LIBRARY RESOURCES	232.76
14/12/2016	EF049941	LD TOTAL	LANDSCAPING SERVICES - VARIOUS	10,448.63
14/12/2016	EF049942	TOTAL HORTICULTURAL SERVICES	LANDSCAPING SERVICES - VARIOUS	59,350.13
14/12/2016	EF049943	VINEPOWER MARGARET RIVER PTY LTD	LANDSCAPING SERVICES - WEED CONTROL - VARIOUS	14,982.24
14/12/2016	EF049944	BDA TREE LOPPING	TREE LOPPING/PRUNING SERVICES - VARIOUS LOCATIONS	98,045.00
14/12/2016	EF049945	TRADE HIRE	PLANT HIRE & EQUIPMENT SERVICES	6,592.28
14/12/2016	EF049946	DOOR HARDWARE SOLUTIONS	HARDWARE SUPPLIES	278.52
14/12/2016	EF049947	ALLOY & STAINLESS PRODUCTS PTY LTD	PLANT PURCHASES / SERVICES / PARTS	368.37
14/12/2016	EF049948	RMS (AUST) PTY LTD	SOFTWARE SERVICES - KCP ANNUAL LICENCE	2,481.60
14/12/2016	EF049949	CAPE RURAL CONTRACTING	FIRE CONTROL SERVICES - SLASHING & FIRE BREAKS - VARIOUS	12,705.00
14/12/2016	EF049950	AMBERGATE PLUMBING	PLUMBING SERVICES - VARIOUS BUILDINGS	5,494.57
14/12/2016	EF049951	ALLEASING PTY LTD	LEASING PAYMENTS - VARIOUS LT. EQUIPMENT	73,379.13
14/12/2016	EF049952	THE ARTIST'S CHRONICLE	ADVERTISING SERVICES - ARTGEO	470.00
14/12/2016	EF049953	ROBYN PAICE	ENVIRONMENTAL SERVICES - MOSQUITO CONTROL	3,000.00
14/12/2016	EF049954	FENCING SOLUTIONS	MAINTENANCE SERVICES	260.00
14/12/2016	EF049955	PHONOGRAPHIC PERFORMANCE CO. OF AUST. LTD.	MUSIC PUBLIC PERFORMANCE LICENCE - NCC	1,480.32
14/12/2016	EF049956	NIB INDUSTRIES PTY LTD	DRAINAGE SUPPLIES - PUZEY RD & HAMMOND RD	3,529.90
14/12/2016	EF049957	BEACHSIDE BUILDING & MAINTENANCE	PAINTING SERVICES - NCC	11,800.00
14/12/2016	EF049958	ELECTRICAL IRRIGATION SERVICES	ELECTRICAL SERVICES	731.50
14/12/2016	EF049959	SHORE COASTAL PTY LTD	COASTAL CONSULTANCY SERVICES - BUSSELTON FORESHORE	3,476.00
14/12/2016	EF049960	HART SPORT	SPORT EQUIPMENT SUPPLIER - NCC	98.90
14/12/2016	EF049961	BRIAN FISHER FABRICATIONS	GUARDRAIL REPAIR SERVICES - GALE RD BRIDGE	2,402.40
14/12/2016	EF049962	PAVING PEOPLE	PAVING SERVICES - GLC	355.85
14/12/2016	EF049963	CAPE DRYCLEANERS	LINEN CLEANING SERVICES	45.10
14/12/2016	EF049964	HIP POCKET WORK WEAR AND SAFETY	UNIFORMS & PROTECTIVE CLOTHING	2,214.90
14/12/2016	EF049965	NEVERFAIL SPRINGWATER LTD	WATER REFILL SERVICE - DUNS WASTE FACILITY	191.75
14/12/2016	EF049966	PFDF FOOD SERVICES PTY LTD	GLC KIOSK PURCHASES	2,842.45
14/12/2016	EF049967	T-QUIP	MOWER PARTS & SERVICE	677.55
14/12/2016	EF049968	BEACHLANDS LAWNMOWING SERVICE	LAWN MOWING SERVICE	520.00
16/12/2016	EF049969	MCG ARCHITECTS PTY LTD	ADMIN BUILDING - ARCHITECTURAL SERVICES	24,854.50
16/12/2016	EF049970	CRANEFORD PLUMBING PTY LTD	PLUMBING SERVICES - UV FILTER GLC	8,800.00
16/12/2016	EF049971	P DONOVAN & G TORTONESE	REFUND OF RATE OVERPAYMENT	270.77
16/12/2016	EF049972	BGC CONSTRUCTION PTY LTD	CONSTRUCTION SERVICES - ADMIN BUILDING	1,599,758.23
16/12/2016	EF049973	WEST OZ LINEMARKING	LINE MARKING SERVICES & STENCIL PURCHASE - BOVELL PARK	4,922.50
16/12/2016	EF049974	BUSSELTON STATE EMERGENCY SERVICE	PETTY CASH REIMBURSEMENT	2,632.78
16/12/2016	EF049975	COILES	COUNCIL STAFF & GLC REFRESHMENTS	528.09
16/12/2016	EF049976	BAREFOOT BOOKS	LIBRARY RESOURCES	1,897.03
16/12/2016	EF049977	SUSSEX BUSHFIRE BRIGADE	PETTY CASH REIMBURSEMENT	986.00
16/12/2016	EF049978	HART SPORT	SPORT EQUIPMENT SUPPLIER - GLC	1,563.40
19/12/2016	EF049979	SHARON WOODFORD-JONES	STAFF REIMBURSEMENT - GREEN TASKFORCE REFRESHMENTS	97.78
19/12/2016	EF049980	THE RVM GROUP PTY LTD	JETTY REFURBISHMENT - SCAFFOLDING SERVICES	29,301.25
19/12/2016	EF049981	PROFESSIONALS SOUTH WEST	REFUND OF RATE OVERPAYMENT	3,308.17
19/12/2016	EF049982	PRIME URBAN WA PTY LTD	REFUND OF 3 X ROAD BONDS - DUNSBOROUGH LAKES	117,887.00
19/12/2016	EF049983	OCEAN AIR CARPET CARE	CLEANING SERVICES - VARIOUS BUILDINGS	5,066.60
19/12/2016	EF049984	LUCAN ENGINEERING PTY LTD	PLANT PURCHASE - BEACH RAKE	61,380.00
19/12/2016	EF049985	ASPEN DUNSBOROUGH LAKES LTD	REFUND OF LANDSCAPE BOND - DUNSBOROUGH LAKES	32,880.00
22/12/2016	EF049986	HIF	HEALTH INSURANCE	215.55
22/12/2016	EF049987	CRAIG & SHEREE WOOD	LEASE AGREEMENT	820.00
22/12/2016	EF049988	PAY-PLAN PTY LTD	SALARY PACKAGING	14,548.68
22/12/2016	EF049989	HARCOURTS BUSSELTON	RENTAL LEASE AGREEMENT	840.00
22/12/2016	EF049990	RENTAL MANAGEMENT AUSTRALIA PTY LTD	RENT	800.00
22/12/2016	EF049991	AUSTRALIAN TAXATION OFFICE	PAYG TAXATION	200,043.00
22/12/2016	EF049992	AUSTRALIAN SERVICES UNION	UNION FEES	79.05
22/12/2016	EF049993	HBF HEALTH LIMITED	MEDICAL INSURANCE	489.35
22/12/2016	EF049994	LOCAL GOV'T RACE COURSE & CEMETERY EMPLOYEES	UNION FEES	317.76
22/12/2016	EF049995	DEPUTY CHILD SUPPORT REGISTRAR	SALARY DEDUCTIONS	363.18



## 6.3

## Attachment A

## List of Payments Made - December 2016

Date	Chq / Voucher	Name	Description	Amount
22/12/2016	EF049996	CITY OF BUSSELTON-SOCIAL CLUB	SOCIAL CLUB REIMBURSEMENT	204.00
22/12/2016	EF049997	STAFF CHRISTMAS CLUB	PAYROLL DEDUCTIONS	3,725.00
21/12/2016	EF049998	CLICKSUPER	SUPERANNUATION	152,598.15
21/12/2016	EF049999	TRAFFIC FORCE	TRAFFIC MANAGEMENT SERVICES - VARIOUS LOCATIONS	16,598.78
21/12/2016	EF050000	DEPARTMENT OF PREMIER & CABINET STATE LAW PUBLIS	LEGAL PUBLICATIONS	86.40
21/12/2016	EF050001	HARLEY DYKSTRA	SURVEYING SERVICES - AIRPORT	1,355.20
21/12/2016	EF050002	SHARON WOODFORD-JONES	STAFF REIMBURSEMENT - RIDE TO WORK DAY REFRESHMENTS	15.78
21/12/2016	EF050003	FITNESS AUSTRALIA	MEMBERSHIP - GLC	750.00
21/12/2016	EF050004	ENVISIONWARE PTY LTD	SOFTWARE SERVICES - BUSSELTON LIBRARY	13,530.00
21/12/2016	EF050005	MULTICLEAN WA PTY LTD	CLEANING SERVICES - VARIOUS BUILDINGS	50,843.28
21/12/2016	EF050006	CLEVERPATCH	VACATION CARE SUPPLIES - GLC	207.24
21/12/2016	EF050007	BUSSELTON HYDRAULIC SERVICES INC	HYDRAULIC SERVICES	1,555.65
21/12/2016	EF050008	ROTARY CLUB OF CANTERBURY INC	LAPEL PINS - CITIZENSHIP CEREMONIES	315.00
21/12/2016	EF050009	CR. G BLEECHMORE	COUNCILLOR REIMBURSEMENT	625.66
21/12/2016	EF050010	CR. T BEST	COUNCILLOR REIMBURSEMENT	802.26
21/12/2016	EF050011	LEEUWIN CIVIL PTY LTD	HIRE EQUIPMENT SERVICES - VARIOUS, GRAVEL SUPPLY	80,211.76
21/12/2016	EF050012	BUSSELTON CONTRACTING	FIRE CONTROL SERVICES	1,464.00
21/12/2016	EF050013	TARVIA PTY LTD	ENGINEERING SERVICES - INSTALL DUNS. SKATE PARK SHELTERS	3,660.80
21/12/2016	EF050014	MEDELECT	DEFIBRILLATOR MAINTENANCE	269.50
21/12/2016	EF050015	JIGSAW SIGNS & PRINT	SIGNAGE SERVICES	93.50
21/12/2016	EF050016	BUNBURY TRUCKS	PLANT PURCHASES / SERVICES / PARTS	15.82
21/12/2016	EF050017	STOCKER PRESTON	STRATA LEVY FEES & WATER CONSUMPTION	1,893.41
21/12/2016	EF050018	ARBOR GUY	TREE MAINTENANCE SERVICES - VARIOUS LOCATIONS	3,872.00
21/12/2016	EF050019	BROWNES DAIRY	GLC KIOSK SUPPLIES	556.05
21/12/2016	EF050020	DEPARTMENT OF TRANSPORT	VEHICLE OWNERSHIP SEARCHES	313.50
21/12/2016	EF050021	LANDSAVE ORGANICS	LANDSCAPING SERVICE - MULCH SUPPLY	2,117.50
21/12/2016	EF050022	TUNA BLUE PTY LTD	MEETING FACILITATION SERVICES	1,628.00
21/12/2016	EF050023	PRIME INDUSTRIAL PRODUCTS PTY LTD	HARDWARE SERVICES	67.56
21/12/2016	EF050024	PROFESSIONAL CABLING	CABLING SERVICES	297.00
21/12/2016	EF050025	DEB HOLDEN	STAFF REIMBURSEMENT - BUSSELTON FESTIVAL GIFTS	237.80
21/12/2016	EF050026	BUSSELTON GOLF CLUB INCORPORATED	PAYMENT OF REFUNDABLE FUNCTION BOND	250.00
21/12/2016	EF050027	BOWMAN & ASSOCIATES PTY LTD	WASTE CONSULTANCY - BSN & DUNSB. WASTE FACILITIES	22,516.40
21/12/2016	EF050028	BUSSELTON BEARING SERVICES	BEARING SUPPLIES	3,595.41
21/12/2016	EF050029	SETON AUSTRALIA	SIGNAGE SERVICES	317.68
21/12/2016	EF050030	ALL WEST BUILDING APPROVALS PTY LTD	BUILDING APPLICATION ASSESSMENTS	770.00
21/12/2016	EF050031	MCLEODS BARRISTERS & SOLICITORS	LEGAL SERVICES - VARIOUS	7,174.57
21/12/2016	EF050032	VORGE PTY LTD	GYM GOODS - GLC	445.50
21/12/2016	EF050033	KAREN NICHOLLS	STAFF REIMBURSEMENT - REISSUE WAGES DUE TO ERROR	250.00
21/12/2016	EF050034	COVS PARTS PTY LTD	AUTOMOTIVE PARTS	60.26
21/12/2016	EF050035	GEDSPREAD	GREEN WASTE MULCHING - BUSSELTON WASTE FACILITY	20,166.85
21/12/2016	EF050036	CRANEFORD PLUMBING PTY LTD	PLUMBING SERVICES	473.00
21/12/2016	EF050037	S&L ENGINEERING P/L	AUTOMOTIVE PARTS	599.13
21/12/2016	EF050038	BUKIDO TAIJUTSU	KIDSPORT VOUCHER	200.00
21/12/2016	EF050039	GRACE RECORDS MANAGEMENT (AUSTRALIA) PTY LTD	STORAGE SERVICES	736.75
21/12/2016	EF050040	CR. R BENNETT	COUNCILLOR REIMBURSEMENT	902.85
21/12/2016	EF050041	OPTUS BILLING SERVICES PTY LTD	FIXED INTERNET ACCESS	1,870.00
21/12/2016	EF050042	NATURAL AREA CONSULTING SERVICES	WEED CONTROL SERVICES - NEW RIVER WALK	1,237.50
21/12/2016	EF050043	WA ECO PLANT HIRE	MULCH BLOW TRUCK HIRE - DUNS. LAKES & BSN FORESHORE	20,207.00
21/12/2016	EF050044	EFAX AUSTRALIA	FAX SERVICE PROVIDER	13.64
21/12/2016	EF050045	SOLID BRICKPAVING	BRICKPAVING SERVICES	866.25
21/12/2016	EF050046	OFFICEMAX AUSTRALIA LTD	STATIONERY SUPPLIES - GLC	2.52
21/12/2016	EF050047	SUSSEX TURF CONTROL	FIRE PREVENTION SERVICES - VARIOUS AREAS	3,267.00
21/12/2016	EF050048	DEPARTMENT OF HUMAN SERVICES	CHARGES FOR CENTREPAY FACILITY	120.78
21/12/2016	EF050049	URBAN FOUNTAINS AND FURNITURE	PURCHASE OF PUBLIC TABLE TENNIS S/STEEL NET	2,695.00
21/12/2016	EF050050	ADVANCED DRIVEWAY SEALING	FOOTPATH CLEANING & GRAFFITI REMOVAL - VARIOUS	6,380.00
21/12/2016	EF050051	DYMCKS - BUSSELTON	LIBRARY RESOURCES	277.23
21/12/2016	EF050052	JIMS FIRST	HARDWARE SUPPLIES	76.00
21/12/2016	EF050053	BROADWATER MEDICAL CENTRE	MEDICAL SERVICES - PRE-EMPLOYMENT	159.50
21/12/2016	EF050054	BCP CIVIL & PLANT	HIRE EQUIPMENT SERVICE - POSSI	992.75
21/12/2016	EF050055	BCP MATERIALS PTY LTD	SAND SUPPLIES	1,574.76
21/12/2016	EF050056	ERTECH PTY LTD	CONSTRUCTION SERVICES - BUSSELTON WASTE FACILITY	216,835.55
21/12/2016	EF050057	NATURALISTE GLASS PTY LTD	GLASS REPAIRS AND MANUFACTURE - GLC	4,738.76
21/12/2016	EF050058	GRANITE NETWORKS PTY LTD	IT SERVICES AND HARDWARE - GLC WIRELESS SYSTEM	4,249.30
21/12/2016	EF050059	SANDGROPER CONTRACTING	LIQUID WASTE REMOVAL SERVICE	1,255.00
21/12/2016	EF050060	C & D CUTRI	BRIDGE MAINTENANCE - FORREST BEACH RD	1,375.00
21/12/2016	EF050061	COLES.COM.AU	COUNCIL & STAFF REFRESHMENTS	294.72
21/12/2016	EF050062	MARGARET RIVER BUSSELTON TOURISM ASSOCIATION	PEEL TERRACE LEASE PAYMENT	2,933.34
21/12/2016	EF050063	EVERETT'S HOME AND YARD MAINTENANCE	MAINTENANCE SERVICES - BSN JETTY & OLD BUTTER FACTORY	2,525.00
21/12/2016	EF050064	MARKETFORCE PTY LTD	ADVERTISING SERVICES	1,677.64
23/12/2016	EF050065	CANCELLED	CANCELLED - PROCESSING ERROR	0.00
21/12/2016	EF050066	LOTEX FILTER CLEANING SERVICE	PLANT FILTER CLEANING SERVICE	704.67
21/12/2016	EF050067	KLEENIT PTY LTD	GRAFFITI REMOVAL VARIOUS SITES	420.75
21/12/2016	EF050068	APP CORPORATION PTY LTD	PROJECT MANAGEMENT SERVICES - BMRRA	29,865.00
21/12/2016	EF050069	HOCKING HERITAGE STUDIO	HERITAGE ADVISORY SERVICE - VARIOUS PROJECTS	4,649.99
21/12/2016	EF050070	OCEAN AIR CARPET CARE	CLEANING SERVICES - VARIOUS BUILDINGS	4,433.00
21/12/2016	EF050071	CR. R REEKIE	COUNCILLOR REIMBURSEMENT	220.82
21/12/2016	EF050072	FRONTLINE FIRE & RESCUE EQUIPMENT	EMERGENCY RESPONSE EQUIPMENT	2,951.31
21/12/2016	EF050073	RIGHT FITNESS	FITNESS EQUIPMENT SERVICE - GLC	756.80
21/12/2016	EF050074	GYM AND FITNESS	GYM EQUIPMENT - GLC	2,239.00

## 6.3

## Attachment A

## List of Payments Made - December 2016

Date	Chq / Voucher	Name	Description	Amount
21/12/2016	EF050075	BUSSELTON AUTO ELECTRICS	AUTO ELECTRICAL SERVICES	1,276.46
21/12/2016	EF050076	BIG BEN BUILDERS PTY LTD	DESIGN AND CONSTRUCTION SERVICES - RAILWAY HOUSE	12,457.34
21/12/2016	EF050077	PVR INDUSTRIAL PTY LTD	INDUSTRIAL PUMP REPAIRS	462.00
21/12/2016	EF050078	IMAGELAB	PRINTING SERVICES - ARTGEO	330.00
21/12/2016	EF050079	NICK EDWARDS	STAFF REIMBURSEMENT - RIDE TO WORK DAY REFRESHMENTS	84.00
21/12/2016	EF050080	BUSSELTON DUNSBOROUGH MAIL	ADVERTISING SERVICES	5,182.51
21/12/2016	EF050081	ENSIGN A SPOTLESS COMPANY	LINEN SERVICES	111.09
21/12/2016	EF050082	ARIGAIL COX	GLC KIOSK SUPPLIES	32.00
21/12/2016	EF050083	LEANNE FARRELL	STAFF REIMBURSEMENT - TRAINING	225.30
21/12/2016	EF050084	AUSTRALIAN ARMY CADETS ASSOCIATION WA INC	KIDSPORT VOUCHERS	1,480.00
21/12/2016	EF050085	DOUTH CONTRACTING	PROPERTY & GARDEN MAINTENANCE - AGED HOUSING	1,488.85
21/12/2016	EF050086	ANDREW PLEDGER	FRIDGE DE GASSING - WASTE FACILITIES	1,551.00
21/12/2016	EF050087	COLTS BASKETBALL CLUB	KIDSPORT VOUCHERS	180.00
21/12/2016	EF050088	ABEC ENVIRONMENTAL CONSULTING PTY LTD	ENVIRONMENTAL CONSULTING - DUNSB. WASTE FACILITY	7,375.50
21/12/2016	EF050089	GEOGRAPHE COMMUNITY LANDCARE NURSERY	NURSERY SUPPLIES	406.50
21/12/2016	EF050090	NATURALISTE TRAVEL	TRAVEL SERVICES - TRAINING	729.50
21/12/2016	EF050091	ACCENDO AUSTRALIA PTY LTD	ENVIRONMENTAL SERVICES	891.00
21/12/2016	EF050092	SEE CLEARLY NOW PTY LTD	LIFEGUARD TRAINING - GLC	3,674.00
21/12/2016	EF050093	BORRELLO GRAHAM LAWYERS	LEGAL ADVICE	5,603.90
21/12/2016	EF050094	ZEPTO ENGINEERING	ENGINEERING SERVICES - BEACH RAKE	1,429.00
21/12/2016	EF050095	ACCUMAX GLOBAL PTY LTD	SIGNAGE SERVICES	142.78
21/12/2016	EF050096	SCAVENGER FIRE SAFETY	FIRE FIGHTING FOAM SUPPLY	2,376.00
21/12/2016	EF050097	SOUTH WEST SEASONS	ADVERTISING SERVICES	325.00
21/12/2016	EF050098	SARAH'S PLACE	FURNITURE PRODUCT SUPPLIER - BUSSELTON WASTE FACILITY	1,059.00
21/12/2016	EF050099	HOLLY CASELLAS	REFUND DOG REGISTRATION - NOW STERILISED	150.00
21/12/2016	EF050100	SOUTH WEST COACH LINES	BUS HIRE SERVICE	880.00
21/12/2016	EF050101	ARROW BRONZE	MEMORIAL PLAQUES SUPPLIER	649.10
21/12/2016	EF050102	STEWART & HEATON CLOTHING CO PTY LTD	PROTECTIVE CLOTHING SUPPLIER	512.06
21/12/2016	EF050103	BUSSELTON RURAL SUPPLIES	ANIMAL POUND SUPPLIES	180.00
21/12/2016	EF050104	PK COURIERS	COURIER SERVICES	733.70
21/12/2016	EF050105	DOTS POTS & OFFICE FURNITURE	OFFICE FURNITURE SUPPLIER - BUSSELTON WASTE FACILITY	580.00
21/12/2016	EF050106	SPOTLIGHT	VOLUNTEER SCHEME SUPPLIES - ARTGEO	88.06
21/12/2016	EF050107	BUSSELTON TOYOTA	VEHICLE PURCHASES / SERVICES / PARTS	1,011.16
21/12/2016	EF050108	MIDALIA STEEL (ONESTEEL)	STEEL PRODUCTS SUPPLIER	445.35
21/12/2016	EF050109	FTE ENGINEERING	MAINTENANCE & FABRICATION SERVICES - VARIOUS	8,143.85
21/12/2016	EF050110	GEOGRAPHE TIMBER & HARDWARE	HARDWARE SUPPLIES	128.85
21/12/2016	EF050111	SOUTHERN LOCK & SECURITY	SECURITY SERVICES	6,289.40
21/12/2016	EF050112	JASON SIGNMAKERS	SIGNAGE SUPPLIES	220.00
21/12/2016	EF050113	KD POWER & CO	WEIGHBRIDGE SERVICES	275.00
21/12/2016	EF050114	B & J CATALANO PTY LTD	CRUSHED GRAVEL SUPPLY - VARIOUS ROADS	106,042.97
21/12/2016	EF050115	MALATESTA ROAD PAVING & HOTMIX	ROAD HOTMIX / PAVING SERVICES - VARIOUS LOCATIONS	85,565.21
21/12/2016	EF050116	BUCHER MUNICIPAL PTY LTD	ENGINEERING - PLANT SPARES & SERVICING	375.32
21/12/2016	EF050117	ROYAL LIFE SAVING SOCIETY - AUSTRALIA	TRAINING SERVICES - SUBSCRIPTION	99.00
21/12/2016	EF050118	LANDGATE CUSTOMER ACCOUNT	LAND INFORMATION & TITLE SEARCHES	149.10
21/12/2016	EF050119	DELRON CLEANING BUSSELTON	BBQ CLEANING - VARIOUS LOCATIONS	13,833.95
21/12/2016	EF050120	SOUTH WEST STEEL PRODUCTS	STEEL PRODUCTS SUPPLIER	371.82
21/12/2016	EF050121	HOLCIM (AUSTRALIA) PTY LTD	CONCRETE SERVICES	1,225.40
21/12/2016	EF050122	WESTERN POWER CORPORATION	ELECTRICAL SERVICES - ADMIN BUILDING	187,269.00
21/12/2016	EF050123	ERS AUSTRALIA PTY LTD	MAINTENANCE PARTS WASHER	903.10
21/12/2016	EF050124	PENDREY AGENCIES P/L	CHEMICAL / RURAL SUPPLIES	264.00
21/12/2016	EF050125	STAPLES AUSTRALIA PTY LTD	STATIONERY SUPPLIER	343.82
21/12/2016	EF050126	BUSSELTON MOTORS (MITSUBISHI/MAZDA)	VEHICLE PURCHASES / SERVICES / PARTS	1,140.17
21/12/2016	EF050127	COURIER AUSTRALIA	COURIER SERVICES	232.89
21/12/2016	EF050128	THINK WATER DUNSBOROUGH	RETICULATION SERVICES	239.51
21/12/2016	EF050129	DUNSBOROUGH BOBCAT SERVICE	EARTHMOVING - BOBCAT HIRE - VARIOUS	3,366.00
21/12/2016	EF050130	AUSTRALIA POST	POSTAL SERVICE	3,085.23
21/12/2016	EF050131	ROD'S AUTO ELECTRICS	AUTO ELECTRICAL SERVICES	1,815.22
21/12/2016	EF050132	SW PRECISION PRINT	PRINTING SERVICES - GLC, NCC & BSN LIBRARY	7,162.00
21/12/2016	EF050133	PRESTIGE PRODUCTS	HOSPITALITY EQUIPMENT SUPPLIER	394.68
21/12/2016	EF050134	SOUTH WEST ISUZU	PLANT PURCHASES / SERVICES / PARTS	793.75
21/12/2016	EF050135	BLACKWOODS	FLEET CONSUMABLES & MAINTENANCE PARTS	568.31
21/12/2016	EF050136	REPCO AUTO PARTS	PLANT PURCHASES / SERVICES / PARTS	333.30
21/12/2016	EF050137	BAY SIGNS	SIGNAGE SERVICES - VARIOUS	1,014.60
21/12/2016	EF050138	ACTIV FOUNDATION INC	MAINTENANCE SERVICES - RESERVES	3,812.60
21/12/2016	EF050139	BUSSELTON PEST & WEED CONTROL	PEST CONTROL SERVICES - VARIOUS BUILDINGS	5,265.48
21/12/2016	EF050140	WEST OZ LINEMARKING	LINE MARKING SERVICES - KENT ST & AGED HOUSING	7,662.60
21/12/2016	EF050141	W.A. BOILER SPARES AND SERVICE	PLANT PURCHASES / SERVICES / PARTS	545.60
21/12/2016	EF050142	ALL BUSSELTON GAS & PLUMBING SERVICE	PLUMBING SERVICES	98.00
21/12/2016	EF050143	MILDWATERS ELECTRICAL	ELECTRICAL SERVICES	187.00
21/12/2016	EF050144	WESTRAC EQUIPMENT P/L	PLANT PURCHASES / SERVICES / PARTS	1,206.07
21/12/2016	EF050145	B & B STREET SWEEPING	STREET SWEEPING SERVICE - VARIOUS STREET LOCATIONS	7,733.00
21/12/2016	EF050146	WORK CLOBBER	PROTECTIVE CLOTHING SUPPLIER	340.00
21/12/2016	EF050147	AMITY SIGNS	SIGNAGE SERVICES	528.00
21/12/2016	EF050148	TOTAL EDEN PTY LTD	RETICULATION SERVICES - VARIOUS LOCATIONS	3,036.00
21/12/2016	EF050149	KLEENHEAT GAS	GAS SERVICES - GLC	1,214.53
21/12/2016	EF050150	BUNNINGS BUILDING SUPPLIES	HARDWARE SUPPLIES	769.92
21/12/2016	EF050151	BUSSELTON SEA SCOUTS GROUP	KIDSPORT VOUCHERS	500.00
21/12/2016	EF050152	SUEZ RECYCLING & RECOVERY (PERTH) PTY LTD	KERBSIDE RECYCLING SERVICES	84,843.61
21/12/2016	EF050153	SOUTHWEST TYRE SERVICE	PLANT TYRE SUPPLIER / REPAIRER	170.50



Date	Chq / Voucher	Name	Description	Amount
21/12/2016	EF050154	COATES HIRE	HIRE EQUIPMENT SERVICES - ROLLER - VARIOUS LOCATIONS	3,696.00
21/12/2016	EF050155	CHUBB FIRE & SECURITY PTY LTD	FIRE COMPLIANCE SERVICES - VARIOUS LOCATIONS	1,719.48
21/12/2016	EF050156	SIGMA COMPANIES GROUP PTY LTD	POOL CHEMICALS FOR GLC	402.99
21/12/2016	EF050157	COLES	COUNCIL, STAFF & GLC REFRESHMENTS	342.18
21/12/2016	EF050158	GREG FLEAY'S PLUMBING SERVICE	PLUMBING SERVICES - BSN WASTE FACILITY	3,631.84
21/12/2016	EF050159	SURF LIFE SAVING W.A.	LIFE GUARD CONTRACT - 2016/17 SERVICES	152,900.00
21/12/2016	EF050160	CARDNO (WA) PTY LTD	CONSULTANCY SERVICES	301.40
21/12/2016	EF050161	YALLINGUP ODDBOBDS CRICKET CLUB	KIDSPORT VOUCHERS	100.00
21/12/2016	EF050162	DUNSBOROUGH & DISTRICTS WATER CARTAGE	WATER CARTAGE & TRUCK HIRE SERVICES	1,402.50
21/12/2016	EF050163	CAPERS SOUTHWEST CATERING SERVICES	CATERING - VARIOUS FUNCTIONS & COUNCIL SESSIONS	8,925.00
21/12/2016	EF050164	SOUTHERN MACHINING & MAINTENANCE	PLANT MAINTENANCE SERVICES	1,254.88
21/12/2016	EF050165	SOILS AINT SOILS	NURSERY SUPPLIES	19.95
21/12/2016	EF050166	CARBONE BROS PTY LTD	CRUSHED GRAVEL SUPPLY - PUZEY RD	11,057.04
21/12/2016	EF050167	ST JOHN AMBULANCE AUSTRALIA (WESTERN AUSTRALIA)	MEDICAL SUPPLIES	354.03
21/12/2016	EF050168	D W & S V ROBERTS	CONCRETE SERVICES QUEEN ST	13,039.75
21/12/2016	EF050169	AUTO - ONE	PLANT PURCHASES / SERVICES / PARTS	2,484.58
21/12/2016	EF050170	RICOH BUSINESS CENTRE	OFFICE EQUIPMENT SERVICES - PHOTOCOPIING	9,030.55
21/12/2016	EF050171	WREN OIL	WASTE OIL SERVICES	16.50
21/12/2016	EF050172	SUEZ RECYCLING & RECOVERY PTY LTD	WASTE MANAGEMENT SERVICES	1,142.05
21/12/2016	EF050173	CAPE CELLARS BUSSELTON	REFRESHMENTS - ARTGEO EXHIBITION & RANGER SERVICES	1,231.96
21/12/2016	EF050174	SPORTSWORLD OF WA	SPORT EQUIPMENT SUPPLIER - GLC	765.60
21/12/2016	EF050175	BURKE AIR	AIR CONDITIONING SERVICES - VARIOUS LOCATIONS	4,021.60
21/12/2016	EF050176	COCA COLA - AMATIL PTY LTD	GLC KIOSK PURCHASES	1,114.96
21/12/2016	EF050177	WML CONSULTANTS PTY LTD	CONSULTANCY SERVICES - BUSSELTON UWO LIGHTING	1,287.00
21/12/2016	EF050178	LEEUWIN TRANSPORT	COURIER SERVICES	1,675.49
21/12/2016	EF050179	FOXTEL CABLE TELEVISION PTY LTD	CABLE TV SUBSCRIPTION - GLC	210.00
21/12/2016	EF050180	GRASSIAS TURF MANAGEMENT	CRICKET PITCH MANAGEMENT SERVICES	3,680.41
21/12/2016	EF050181	GEOGRAPHE SAWS AND MOWERS	PLANT PURCHASES / SERVICES / PARTS	452.60
21/12/2016	EF050182	TOTAL HORTICULTURAL SERVICES	LANDSCAPING SERVICES - VARIOUS	16,345.98
21/12/2016	EF050183	VINEPOWER MARGARET RIVER PTY LTD	LANDSCAPING SERVICES - WEED CONTROL	1,335.40
21/12/2016	EF050184	PLAYRIGHT AUSTRALIA PTY LTD	PLAYGROUND EQUIPMENT MAINTENANCE - VARIOUS	2,640.00
21/12/2016	EF050185	DIEBACK TREATMENT SERVICES	CONSULTANCY SERVICES	880.00
21/12/2016	EF050186	BAY CABINETS	FURNITURE PRODUCT SUPPLIER - BUSSELTON WASTE FACILITY	825.00
21/12/2016	EF050187	TRADE HIRE	PLANT HIRE & EQUIPMENT SERVICES - VARIOUS	1,037.00
21/12/2016	EF050188	CAPE RURAL CONTRACTING	FIRE CONTROL SERVICES - SLASHING - VARIOUS	5,472.50
21/12/2016	EF050189	PRIME EARTHMOVING BUSSELTON	EARTHMOVING SERVICES - TRUCK HIRE - VARIOUS	5,362.50
21/12/2016	EF050190	AMBERGATE PLUMBING	PLUMBING SERVICES - VARIOUS BUILDINGS	1,573.23
21/12/2016	EF050191	JUICE PRINT	PRINTING SERVICES - INFO BAY	1,014.48
21/12/2016	EF050192	HART SPORT	SPORT EQUIPMENT SUPPLIER - NCC	435.00
21/12/2016	EF050193	BRIAN FISHER FABRICATIONS	SUPPLY & INSTALL WASTE CHUTE - BSN WASTE FACILITY	26,620.00
21/12/2016	EF050194	CAPE DRYCLEANERS	LINEN CLEANING SERVICES	1.65
21/12/2016	EF050195	APRA LIMITED	LICENCE RENEWALS - ARTGEO	202.22
21/12/2016	EF050196	HIP POCKET WORK WEAR AND SAFETY	UNIFORMS & PROTECTIVE CLOTHING	724.00
21/12/2016	EF050197	NEVERFAIL SPRINGWATER LTD	WATER REFILL SERVICE - DUNS WASTE FACILITY	211.95
21/12/2016	EF050198	T-QUIP	MOWER PARTS & SERVICE	29.55
23/12/2016	EF050199	MOTOR TRADERS ASSOCIATION WA (MTA)	GREEN STAMP PROGRAM ANNUAL REVIEW	165.00
23/12/2016	EF050200	LEEUWIN CIVIL PTY LTD	CONSTRUCTION SERVICES - BUSSELTON FORESHORE	553,963.05
23/12/2016	EF050201	ARBOR GUY	TREE MAINTENANCE SERVICES	8,602.00
23/12/2016	EF050202	PROFESSIONAL CABLING	CABLING SERVICES	847.00
23/12/2016	EF050203	ROCHELLE FREDERICKS	STAFF REIMBURSEMENT - STUDY ASSISTANCE	1,104.94
23/12/2016	EF050204	IRONMAN AUSTRALIA	REFUND OF ARTGEO FACILITY HIRE BOND	180.00
23/12/2016	EF050205	LAWRENCE CONSULTING	ECONOMIC ASSESSMENT - PERFORMING ARTS CENTRE	13,475.00
23/12/2016	EF050206	NALDA HOSKINS	REFUND ANIMAL TRAP BOND	100.00
23/12/2016	EF050207	WAYNE WEBB	ABORIGINAL CONSULTATION - RAILWAY HOUSE	900.00
23/12/2016	EF050208	GARAGE SALE TRAIL FOUNDATION	GARAGE SALE TRAIL - PARTICIPATION FEE	5,500.00
23/12/2016	EF050209	PRIME URBAN WA PTY LTD	REFUND OF LANDSCAPE IMPLEMENTATION BOND - DUNSB. LAKES	343,763.00
23/12/2016	EF050210	OCEAN AIR CARPET CARE	CLEANING SERVICES - GLC	1,650.00
23/12/2016	EF050211	CANCELLED	CANCELLED - PROCESSING ERROR	0.00
23/12/2016	EF050212	CANCELLED	CANCELLED - PROCESSING ERROR	0.00
23/12/2016	EF050213	SHAPE MANAGEMENT	CONSULTANCY SERVICES FOR MAJOR PROJECTS	22,825.00
23/12/2016	EF050214	WHITCOMBE DRAFTING SERVICES	CIVIL DESIGN AND DRAFTING - QUEEN ST UPGRADE	4,420.00
23/12/2016	EF050215	LANDMARK BUNBURY	PURCHASE OF 50,000 LTR WATER TANK - BSN WASTE FACILITY	7,395.30
23/12/2016	EF050216	PAUL WALLACE	REFUND OF DA REFERRAL FEE - NOT REQUIRED	114.00
23/12/2016	EF050217	TRISH FLOWER	REFUND OF NCC HIRE FEE - CANCELLED STAGE HIRE	50.00
23/12/2016	EF050218	BLACKWOODS	FLEET CONSUMABLES & MAINTENANCE PARTS	1,383.80
23/12/2016	EF050219	CHRISTOPHER WILLIAMSON	REFUND OF ARTGEO FACILITY HIRE BOND	180.00
23/12/2016	EF050220	COLES	COUNCIL, STAFF & ARTGEO REFRESHMENTS	254.50
23/12/2016	EF050221	AURECON AUSTRALIA PTY LTD	CONSULTANCY SERVICES - AIRPORT	4,113.45
23/12/2016	EF050222	ALISON BROWN	REFUND OF ARTGEO FACILITY HIRE BOND	180.00
23/12/2016	EF050223	WORKPLACE TRAINING ADVISORY AUSTRALIA	TRAINING SERVICES - EXECUTIVE READY PROGRAM	5,990.00
				9,693,263.36

## 6.3 Attachment A

## List of Payments Made - December 2016

Date	Chq / Voucher	Name	Description	Amount
<b>INTERNAL PAYMENT VOUCHERS - DECEMBER 2016</b>				
Date	IP VOUCHER	Name	Description	Amount
1/12/2016	DD002954	LES MILLS ASIA PACIFIC	CONTRACT FEES - NCC	545.95
1/12/2016	DD002955	ANZ BANK	BANK FEES	3,840.77
1/12/2016	DD002956	CALTEX AUSTRALIA PETROLEUM PTY LTD	FUEL SERVICES	78,147.63
1/12/2016	DD002957	LES MILLS ASIA PACIFIC	CONTRACT FEES - GLC	727.93
7/12/2016	DD002958	B BAR	CORRECTION OF BPAY PAYMENTS	114.00
5/12/2016	DD002959	ANZ BANK	NEW TERM DEPOSIT	2,000,000.00
5/12/2016	DD002960	ANZ BANK	NEW TERM DEPOSIT	3,500,000.00
5/12/2016	DD002961	ANZ BANK	NEW TERM DEPOSIT	4,000,000.00
7/12/2016	DD002962	PAY 12	FORTNIGHTLY PAY	692,971.47
1/12/2016	DD002963	COMMONWEALTH BANK	BANK FEES	3,564.08
1/12/2016	DD002964	ANZ BANK	BANK FEES	7,307.82
8/12/2016	DD002965	VENTURA HOMES	CORRECTION OF BPAY PAYMENTS	803.29
8/12/2016	DD002966	VENTURA HOMES	CORRECTION OF BPAY PAYMENTS	811.15
8/12/2016	DD002967	ANZ BANK - VISA CARD	CREDIT CARD PAYMENT <b>\$14,006.47</b>	
	DD002967	FOUR POINTS SHERATON, PERTH	ACCOMODATION - HR TRAINING	249.72
	DD002967	FOUR POINTS SHERATON, PERTH	ACCOMODATION - HR TRAINING	500.45
	DD002967	IPWEA	ANNUAL COUNTRY MEETING	650.87
	DD002967	KMART BUNBURY	FURNITURE SUPPLIER - KCP	227.00
	DD002967	FACEBOOK	ADVERTISING - GLC PROMOTION	100.91
	DD002967	STICKY TICKETS, CROWS NEST	TRAINING - SOCIAL MEDIA SEMINAR	90.00
	DD002967	DOMINOS PIZZA	CATERING - YAC MEETING	61.85
	DD002967	WPLY*ROGER BROOKS INT PALO ALTO	ROGER BROOKS VIDEO LIBRARY SUBSCRIPTION	730.06
	DD002967	CLUBS WA INC	REGIONAL MEETING WORKSHOP ATTENDANCE FEE	22.00
	DD002967	CITY OF PERTH PARK 5	PARKING SERVICE - DOT MEETING - AIRPORT	7.80
	DD002967	WILSON PARKING	PARKING SERVICE - EPA MEETING - AIRPORT	32.00
	DD002967	ESPLANADE, FREMANTLE	ACCOMODATION - LGMA STATE CONFERENCE	289.37
	DD002967	ASIC, SYDNEY	COMPANY INFORMATION SEARCHES	38.00
	DD002967	PAYPAL *LIV IT	PURCHASE OF I.T. EQUIPMENT - IPAD CASES	119.80
	DD002967	OZ MOBILES, MELBOURNE	PURCHASE OF I.T. EQUIPMENT - MOBILE PHONES	599.94
	DD002967	OZ MOBILES, MELBOURNE	PURCHASE OF I.T. EQUIPMENT - POSTAGE	19.94
	DD002967	ZOH0 CORPORATION	SOFTWARE MAINTENANCE & SUPPORT	3,127.37
	DD002967	PAYPAL YANG BAO	PURCHASE OF I.T. EQUIPMENT - MOBILE PHONE CASES	40.04
	DD002967	PAYPAL BZ BRADY	PURCHASE OF I.T. EQUIPMENT - MOBILE PHONE CASES	71.96
	DD002967	APPLE ITUNES	ICLOUD STORAGE D/DEBIT	4.49
	DD002967	BROCHURE HOLDERS & DISPLAYS	PURCHASE OF BROCHURE HOLDERS - CUSTOMER SERVICE	119.35
	DD002967	OFFICEWORKS	STATIONERY SUPPLIER	37.93
	DD002967	PAYPAL *DTJRHOLDING/OZEDEALS	PURCHASE OF I.T. EQUIPMENT - MOBILE PHONE CHARGERS	119.94
	DD002967	PAYPAL OZ-HITEC	PURCHASE OF I.T. EQUIPMENT - MOBILE PHONE CASE	10.99
	DD002967	HIROSHIMAEAPOTOKOTSUJ KAD	TRANSPORT SERVICE - SUGITO TRIP	219.05
	DD002967	HIROKOTAKUSHI KADO	TRANSPORT SERVICE - SUGITO TRIP	17.45
	DD002967	ANA CROWNE PLAZA, HIROSHIMA	ACCOMODATION - SUGITO TRIP	455.19
	DD002967	GINMASA GINZASUKIYABASHIS	ACCOMODATION - SUGITO TRIP	340.98
	DD002967	WEST JAPAN RAILWAY CO	TRANSPORT SERVICE - SUGITO TRIP	678.70
	DD002967	IMPERIAL HOTEL, TOKYO	ACCOMODATION - SUGITO TRIP	1,151.06
	DD002967	CREATESEND/JACK IN THE BOX	MARKETING SERVICE - BAY TO BAY BSN FORESHORE OCT 2016	277.11
	DD002967	ANA CROWNE PLAZA, NARITA CHIBA	ACCOMODATION - SUGITO TRIP	121.43
	DD002967	ESPLANADE, FREMANTLE	ACCOMODATION - LGMA STATE CONFERENCE	391.06
	DD002967	ESPLANADE, FREMANTLE	ACCOMODATION - LGMA STATE CONFERENCE	104.00
	DD002967	ESPLANADE, FREMANTLE	ACCOMODATION - LGMA STATE CONFERENCE	178.29
	DD002967	CENTRAL PLAZA HOTEL, TOOWOOMBA	ACCOMODATION - NATIONAL ROADS CONFERENCE	366.00
	DD002967	CENTRAL PLAZA HOTEL, TOOWOOMBA	CREDIT CARD TRANSACTION FEE	5.49
	DD002967	QUEST APT LAUNCESTON	ACCOMODATION - ICTC SOCIETY CONFERENCE	746.03
	DD002967	THE GOOSE BAR	MEETING EXPENSES	23.10
	DD002967	TRYBOOKING	MEETING EXPENSES	140.30
	DD002967	THE FIRESTATION BUSSELTON	REWARD & RECOGNITION LUNCH	107.00
	DD002967	DEPARTMENT OF ENVIRONMENT	CLEARANCE PERMIT ALTERATION	200.00
	DD002967	PEPPERS HOTEL LAUNCESTON	ACCOMODATION - ICTC SOCIETY CONFERENCE	927.45
	DD002967	THE GOOSE BEACH BAR	GEOGRAPHE BAY BUSINESS ASSOCIATION MEETING EXPENSES	25.00
	DD002967	THE GOOSE BEACH BAR	GEOGRAPHE BAY BUSINESS ASSOCIATION MEETING EXPENSES	25.00
	DD002967	CITY OF FREMANTLE	PARKING SERVICE - LGMA CONFERENCE	11.00
	DD002967	CITY OF FREMANTLE	PARKING SERVICE - LGMA CONFERENCE	11.00
	DD002967	BANK FEES	NOVEMBER 2016 VISA CARD FEES	213.00
8/12/2016	DD002968	HAYES DEVELOPMENTS PTY LTD	REFUND OF RATE OVERPAYMENT	1,319.00
8/12/2016	DD002969	JR & KB TAYLOR	REFUND OF RATE OVERPAYMENT	387.00
8/12/2016	DD002970	ANZ BANK	BANK FEES	15.00
12/12/2016	DD002971	ANZ BANK	BANK FEES	256.80
12/12/2016	DD002972	ANZ BANK	BANK FEES	171.93
12/12/2016	DD002973	COMMONWEALTH BANK	BANK FEES	417.91
22/12/2016	DD002974	GL JONES PLAYGROUNDS LTD	INTERNATIONAL BANK FEES	200.60
21/12/2016	DD002975	PAY 13	FORTNIGHTLY PAY	693,976.88
19/12/2016	DD002976	FLEXIRENT CAPITAL PTY LTD	BUSSELTON LIBRARY - LEASING PAYMENTS	237.80
19/12/2016	DD002977	FLEXIRENT CAPITAL PTY LTD	DUNSBOROUGH LIBRARY - LEASING PAYMENTS	220.02
19/12/2016	DD002978	A & GL GEORGE	REFUND OF RATE OVERPAYMENT	1,280.92
19/12/2016	DD002979	SA INGRAM	REFUND OF RATE OVERPAYMENT	353.52
30/12/2016	DD002980	SHEDS DOWN SOUTH	BPOINT REVERSAL	96.00
22/12/2016	DD002981	SPECIAL PAY	SPECIAL PAY	295.85
				<b>11,002,069.79</b>

Date	Chq / Voucher	Name	Description	Amount
<b>TRUST ACCOUNT - DECEMBER 2016</b>				
Date	TRUST CHQ	Name	Description	Amount
9/12/2016	007307	DEPARTMENT OF COMMERCE, BUILDING COMMISSION	REGISTRATIONS / LEVY PAYMENTS	26,257.39
9/12/2016	007308	CONSTRUCTION TRAINING FUND	BCITF LEVY	7,830.42
9/12/2016	007309	CITY OF BUSSELTON	CTF & BSL LEVY COMMISSION	805.50
16/12/2016	007310	DAVID MANSELL	REFUND OF BUILDING APPLICATION FEE OVERPAYMENT	3,109.90
				<u>38,003.21</u>

#### 6.4 FINANCIAL ACTIVITY STATEMENTS - PERIOD ENDING 30 NOVEMBER 2016

<b>SUBJECT INDEX:</b>	Budget Planning and Reporting
<b>STRATEGIC OBJECTIVE:</b>	An organisation that is managed effectively and achieves positive outcomes for the community.
<b>BUSINESS UNIT:</b>	Financial Services
<b>ACTIVITY UNIT:</b>	Financial Services
<b>REPORTING OFFICER:</b>	Strategic Financial Plan Accountant - Stuart Wells
<b>AUTHORISING OFFICER:</b>	Acting Director, Finance and Corporate Services - Sarah Pierson
<b>VOTING REQUIREMENT:</b>	Simple Majority
<b>ATTACHMENTS:</b>	Attachment A Financial Activity Statements - November 2016 <a href="#">↓</a> Attachment B Investment Report - November 2016 <a href="#">↓</a>

#### **PRÉCIS**

Pursuant to Section 6.4 of the Local Government Act ('the Act') and Regulation 34(4) of the Local Government (Financial Management) Regulations ('the Regulations'), a local government is to prepare, on a monthly basis, a statement of financial activity that reports on the City's financial performance in relation to its adopted/ amended budget.

This report has been compiled to fulfil the statutory reporting requirements of the Act and associated Regulations, whilst also providing the Council with an overview of the City's financial performance on a year to date basis for the period ending 30 November 2016.

#### **BACKGROUND**

The Regulations detail the form and manner in which financial activity statements are to be presented to the Council on a monthly basis; and are to include the following:

- Annual budget estimates
- Budget estimates to the end of the month in which the statement relates
- Actual amounts of revenue and expenditure to the end of the month in which the statement relates
- Material variances between budget estimates and actual revenue/ expenditure/ (including an explanation of any material variances)
- The net current assets at the end of the month to which the statement relates (including an explanation of the composition of the net current position)

Additionally, and pursuant to Regulation 34(5) of the Regulations, a local government is required to adopt a material variance reporting threshold in each financial year. At its meeting of 21 July 2016, the Council adopted (C1607/160) the following material variance reporting threshold for the 2016/17 financial year:

*That pursuant to Regulation 34(5) of the Local Government (Financial Management) Regulations, the Council adopts a material variance reporting threshold with respect to financial activity statement reporting for the 2016/17 financial year to comprise variances equal to or greater than 10% of the year to date budget amount as detailed in the Income Statement by Nature and Type/ Statement of Financial Activity report, however variances due to timing differences and/ or seasonal adjustments are to be reported on a quarterly basis.*

## **STATUTORY ENVIRONMENT**

Section 6.4 of the Local Government Act and Regulation 34 of the Local Government (Financial Management) Regulations detail the form and manner in which a local government is to prepare financial activity statements.

## **RELEVANT PLANS AND POLICIES**

Not applicable.

## **FINANCIAL IMPLICATIONS**

Any financial implications are detailed within the context of this report.

### **Long-term Financial Plan Implications**

As above.

## **STRATEGIC COMMUNITY OBJECTIVES**

This matter principally aligns with Key Goal Area 6 – ‘Open and Collaborative Leadership’ and more specifically Community Objective 6.3 - ‘An organisation that is managed effectively and achieves positive outcomes for the community’. The achievement of the above is underpinned by the Council strategy to ‘ensure the long term financial sustainability of Council through effective financial management’.

## **RISK ASSESSMENT**

Risk assessments have been previously completed in relation to a number of ‘higher level’ financial matters, including timely and accurate financial reporting to enable the Council to make fully informed financial decisions. The completion of the monthly Financial Activity Statement report is a control that assists in addressing this risk.

## **CONSULTATION**

Not applicable

## **OFFICER COMMENT**

In order to fulfil statutory reporting requirements, and to provide the Council with a synopsis of the City’s overall financial performance on a full year basis, the following financial reports are attached hereto:

- Statement of Financial Activity

This report provides details of the City’s operating revenues and expenditures on a year to date basis, by nature and type (i.e. description). The report has been further extrapolated to include details of non-cash adjustments and capital revenues and expenditures, to identify the City’s net current position; which reconciles with that reflected in the associated Net Current Position report.

- Net Current Position

This report provides details of the composition of the net current asset position on a full year basis, and reconciles with the net current position as per the Statement of Financial Activity.

- Capital Acquisition Report

This report provides full year budget performance (by line item) in respect of the following capital expenditure activities:

- Land and Buildings
- Plant and Equipment
- Furniture and Equipment
- Infrastructure

- Reserve Movements Report

This report provides summary details of transfers to and from reserve funds, and also associated interest earnings on reserve funds, on a full year basis.

Additional reports and/or charts are also provided as required to further supplement the information comprised within the statutory financial reports.

## COMMENTS ON FINANCIAL ACTIVITY TO 30 NOVEMBER 2016

### Operating Activity

- Operating Revenue

As at 30 November 2016, there is a variance of 2.26% (+\$1,331K) in total operating revenue, with the following categories exceeding the 10% material variance threshold:

Description	Variance %	Variance \$000's
Operating Grants, Subsidies and Contributions	+41%	+\$664
Other Revenue	+34%	+\$49
Interest Earnings	+46%	+\$572
Profit on Asset Disposals	+104%	+\$9

### **Operating Grants, Subsidies and Contribution (+\$664K)**

- BJECA contributions are ahead of year to date budget by +\$367k. A half yearly Busselton Jetty (BJECA) contribution was recorded in October, whilst the budget has the first amount being receipted in December 2016. This variance is timing in nature only and will correct in December.
- Fire prevention DFES receipts are ahead of budget by +\$154k. +\$70k of this total is a permanent difference caused by a refund from DFES for 2015/16 over expenditure incurred by the City of Busselton. +\$65k is due to a timing difference relating to early receipt of 2016/17 funds in 2015/16. This will correct in June 2017. The remaining \$19k is a timing adjustment relating to quarterly contributions with two quarterly payments having been received against a budget of only one. The will correct in December month end.
- Airport Operations is ahead of year to date budget by +\$46k. This is a timing variance and will correct in December.
- Meelup Regional Park is ahead of budget by +\$27k. This is a permanent difference where 2015/16 funds received in 2016/17 from Coastwest will incur offsetting expenditure.
- Environmental Implement Management Plans is ahead of budget by +\$17k. +\$14k of this variance is a permanent difference where 2015/16 funds were received in 2016/17 from South West Catchment Council and will result in a corresponding increase in expenditure. The remaining +\$3k difference is timing related due to the total budget being divided by twelve months and actual receipts not being received in equal monthly amounts. This timing variance will correct itself by June 2017.
- Civic and Administration Centre Construction has recorded revenue of \$19k against a full year budget of nil, resulting in a +\$19k variance for the year. This revenue is a charge to MCG

Architects for additional re-engineering costs over and above what was included in the initial tender from BGC for the same, with additional costs expected to be split equally between BGC, MCG Architects and the City of Busselton. The amount is offset by additional costs relating to the construction cost of the Civic and Administration Centre building.

- Operation Services Works is ahead of budget by +\$29k. This is due to workers compensation receipts currently tracking ahead of budget. Usually this is offset by increased salaries and wages as the person on compensation is generally replaced.
- Community Assistance Fund is ahead of budget by +\$15k. This is due to an unbudgeted amount being received from Perron Developments for construction of an acoustic wall associated with Vasse Newtown and will be offset by an equivalent expenditure amount.
- Property and Business Development is ahead of budget by +\$15k. \$20k has been received against a budget of \$5k year to date. This is due to the receipt of monies from Regional Centres Development Fund relating to preparatory work. The adjustment is timing in nature only.
- Railway House is ahead of budget by +\$10k. \$10k has been invoiced to Margaret River Busselton Tourism Association for Railway House variations requested. This will be offset by a corresponding increase in expenditure, with no impact to municipal funds.
- Other recycling is ahead of budget by \$13k. This is a permanent difference and relates to grants received for Busselton beverage container recycling program. This was budgeted to be received in 2015/16 but has been received in the 2016/17 financial year.
- Miscellaneous Bridge Maintenance receipts are behind budget by -\$70k. This is timing in nature only and will correct by June 30, 2017.

#### **Other Revenue (+\$49K)**

- Parking Control is ahead of year to date budget by +13k. Based on current trends it is likely collection of fines will be ahead of budget for the full year.
- Animal Control is favourable against budget by +\$4k. Based on current trends it is likely collection of fines will be ahead of budget for the full year. This variance has however reduced during November.
- Busselton Transfer Station and Dunsborough Waste Facility are favourable against budget by +\$14k. This is due to sales of scrap and recyclable materials currently trending ahead of budget. Any variance is transferred to the waste reserve at the end of the year with no impact to overall municipal surplus/(deficit) position.
- Busselton and Dunsborough Cemeteries are currently +\$4k ahead of budget due to sale of memorialisation stock. This is expected to be a timing difference only.
- Receipts of unbudgeted long service leave amounting to +\$16k. The amount will be offset by a corresponding expenditure amount at the time the leave is taken, therefore no impact to the overall surplus/(deficit) position.
- Sale of Artworks +\$4k. These amounts result in a liability and expense being paid at a later date to the artist concerned. Therefore timing difference only
- Mayoral breakfast registration fees were +\$1k ahead of budget. Any excess funds resulting from the hosting of the breakfast are donated to charity and subsequently offset by an increase in expenditure.
- Public Relations sale of number plates are +\$1k ahead of budget. Based on the current trend it is likely this will exceed budget for the full year, however the trend has reduced in November.
- Bush Fire Acts fines and costs are +\$2k ahead of budget. Budget for the full year is \$45k against actual receipts to date of \$2k, so likely only timing in nature.
- Building Services is +\$2k ahead of budget due to sale of building lists to external third parties exceeding budget by the same amount. Based on current trends this will exceed budget for the full year.
- NCC Standpipe is -\$8k behind budget due to sale of water because of a timing difference. The budget assumed monthly receipts however they will be received bi-annually.
- Other Law, Order and Public Safety, local government act fines and costs is trending below budget by -\$6k. Likely to not meet full year budget targets based on actuals to date.



**Interest Earnings (+\$572K)**

- Interest on municipal funds +\$57k.
- Interest on reserve funds +\$51k.
- Interest on restricted funds +\$438k.
- Late payment interest on rates +\$26k.

**Profit on Asset Disposals (+\$9K)**

- Sales of the CEO's Toyota Prado +\$12k. It was budgeted the vehicle would be sold at its book value but +\$12k more than budget was received.
- Fibreglass Water Leeder Tank +4k. This was an insurance receipt received equal to the replacement value of the tank broken, resulting in a profit on sale of +\$4k.
- Other smaller items not budgeted to be sold amounting to +\$1k which were unbudgeted.
- Offset against this is the sale of a number of items which are yet to occur amounting to -\$8k. The adjustments are timing in nature only.

- Operating Expenditure

As at 30 November 2016, there is a variance of +1% (+\$394K) in total operating expenditure, with the following categories exceeding the 10% material variance threshold:

Description	Variance %	Variance \$000's
Materials and Contracts	+12%	+\$716
Utilities	+12%	+\$119
Allocations	-29%	-\$243
Loss on Asset Disposals	-789%	-\$48

**Materials and Contracts (+\$716K)**

- By directorate, materials and contracts is showing the following variances at 30 November 2016;
  - Engineering and Works Services +\$401k
  - Community and Commercial Services +\$326k
  - Finance and Corporate Services -18K
  - Planning and Development Services -\$16k
  - Executive Services +\$23K
- From a natural account perspective the variances are predominantly attributable to contractors +\$475k, Consultants +\$239k, Information Technology related -\$59k and Fuels, Oils and Grease +\$62k. Of those variances it is only Fuel, Oils and Grease that is likely to result in a permanent difference for the full year at this stage if fuel prices remain stable at current levels.

**Utilities (+\$119K)**

- The predominant variance for utilities relates to water +\$110k. This variance is a timing variance related to the irregular way in which water invoices are received.

**Allocations (-\$243K)**

- This activity incorporates numerous internal accounting allocations. The first component is Activity Based Costing (ABC) allocations where allocations are based on actual costs. The second component is the overhead allocations whereby the monthly charges are based on budget. The -\$243k variance is a timing variance that reflects an under allocation at 30 November. It is expected this will correct by end of the financial year.

**Loss on Asset Disposals (-\$48K)**

- The loss on asset disposals relates to numerous items of plant and equipment sold in the first four months of the financial year. The loss represents the difference between the book value of

the assets and the amounts received in cash for those assets sold. The variance of -\$48k between actual and budget is considered to be timing related at this stage due to no loss on sale being budgeted in the first four months of the year.

### **Capital Activity**

#### ▪ Capital Revenue

As at 30 November 2016, there is a variance of -17% (-\$4,878K) in total capital revenue, with the following categories exceeding the 10% material variance threshold:

<b>Description</b>	<b>Variance %</b>	<b>Variance \$000's</b>
Transfer from Reserves	-22%	-\$3,150
Transfer from Restricted Assets	-34%	-\$4,616
Proceeds from New Loans	+100%	+\$3,000
Proceeds from Sale of Assets	-46%	-\$106
Self-Supporting Loans	-24%	-\$5

#### **Transfer from Reserves (-\$3,150K)**

- Timing difference relating to use of the Civic and Administration Centre Construction Reserve (-\$2,900K). Offset by an equivalent amount under capital expenditure. No impact to net current position.
- Community Development contribution reserve (-\$250K). Budget included \$250k spent on Milne Street Pavilion in November which has not yet occurred. This is timing in nature only and will correct by June 2017.

#### **Transfer from Restricted Assets (-\$4,616K)**

- Timing difference relating to use of Airport and Foreshore grants -\$12,000k and -\$1,500k relating to the foreshore works. No impact to net current position.
- Movement of Community and Rec Facilities +\$7,323k, Vasse Diversion Drain +\$383k, Drainage held in Restricted Assets +\$211k, Aged Housing +\$846k from restricted assets into reserves. These movements were budgeted to occur in June 2017 but have occurred in October and are timing in nature only. No impact to net current position.

#### **Proceeds from Sale of Assets (-\$106K)**

- Proceeds from sale of assets, includes timing differences of -\$153k and permanent differences of +\$47k. Of the permanent differences, +\$12k relates to additional funds received for sale of Toyota Prado offset by shortfall of funds against Ford Kuga -\$5k, Mitsubishi Challenger -\$3k with the remainder +\$43k being a number of smaller items which were not budgeted to be sold during the year.

#### ▪ Capital Expenditure

As at 30 November 2016, there is a variance of 37% (+\$21,621K) in total capital expenditure, with the following categories exceeding the 10% material variance threshold:

<b>Description</b>	<b>Variance %</b>	<b>Variance \$000's</b>
Land and Buildings	+41%	+\$4,971
Plant and Equipment	+65%	+\$641
Furniture and Equipment	+34%	+\$125
Infrastructure	+77%	+\$20,290
Transfers to Restricted Assets	-727%	-\$3,758

The attachments to this report include detailed listings of the following capital expenditure (project) items, to assist in reviewing specific variances:

- Land and Buildings
- Plant and Equipment
- Furniture and Equipment
- Infrastructure

All capital expenditure variances are considered to be a timing adjustment at this time, with no impact expected against the net current position.

#### **Transfers to Restricted Assets (-\$3,758K)**

The transfers to restricted assets budget comprises an estimation of funds that could potentially be received during the financial year, primarily from developer contributions. Due to the nature of the category, the annual budget allocation is spread evenly throughout the financial year. The performance in this activity does not have any direct impact on the surplus/deficit position, as whilst recognised as operating revenue upon receipt, these funds are subsequently quarantined to restricted assets, essentially offsetting the initial transaction. Furthermore, the transfers to restricted assets category also include the payment of bonds and deposits, where no specific budget allocation is made for these funds.

The unfavourable financial year to date variance of -\$3,758k is primarily attributable to the receipt of Cash in Lieu – Parking -\$120k, Bonds and Deposit -\$84k receipt of interest in excess of budget attributable to the airport grant -\$572k and Unspent Loan funds -\$3,000k.

#### **Investment Report**

*Pursuant to the Council's Investment Policy, a report is to be provided to the Council on a monthly basis, detailing the investment portfolio in terms of performance and counterparty percentage exposure of total portfolio. The report is also to provide details of investment income earned against budget, whilst confirming compliance of the portfolio with legislative and policy limits.*

As at 30 November 2016, the value of the City's invested funds totalled \$129.4M, increasing from \$126.3M as at 1st November. The increase is principally due to the receipt of loan funds in the amount of \$3.0M being received for the Foreshore Development. These funds have been deposited into the 11am account at this time.

During the month of November \$21.5M in term deposit funds matured. All deposits were renegotiated, for an average of 140 days at an average rate of 2.67% (up from 2.60% in October).

Deposits held at the WATC in the amount of \$31M matured on 30 November. The funds were transferred to the WATC Cash A/c on a temporary basis pending official approval to draw down the funds in early December.

The balance of the 11am account (an intermediary account which offers immediate access to the funds compared to the term deposits and a higher rate of return compared to the cheque account) increased by \$3.0M with the deposit of the Foreshore Loan Funds.

The RBA left official rates on hold during November and December. Future rate movements are unclear at this stage, however further cuts are not expected at this point in time.

Please refer to Attachment B for further information.

**CONCLUSION**

As at 30 November 2016, the City's financial performance is considered satisfactory. Whilst current variances exist in some operational areas, these are primarily due to timing differences, and if not timing are not material in nature or are transactions that have no direct impact on the Net Current Position. Trends identified that could lead to permanent differences will continue to be monitored in future periods to ensure corrective action is taken in a timely manner if required.

Whilst acknowledging capital is presently tracking below year to date budget estimates, this is also seen to be attributable to timing differences at this time. There is no indication at this time of any material cost overruns on any capital items in this year's budget.

**OPTIONS**

The Council may determine not to receive the statutory financial activity statement reports.

**TIMELINE FOR IMPLEMENTATION OF OFFICER RECOMMENDATION**

Reports are received as at the date of the relevant Council meeting

**OFFICER RECOMMENDATION**

That the Council receives the statutory financial activity statement reports for the period ending 31 November 2016, pursuant to Regulation 34(4) of the Local Government (Financial Management) Regulations.

**City of Busselton**

**Statement of Financial Activity**

**For The Period Ending 30 November 2016**

	2016/2017 Actual	2016/2017 Amended Budget YTD	2016/2017 Original Budget YTD	2016/2017 Amended Budget	2016/2017 Original Budget	2016/17 YTD Bud (A) Variance
	\$	\$	\$	\$	\$	%
<b>Revenue from Ordinary Activities</b>						
Rates	41,813,068	41,588,454	41,588,454	41,899,310	41,899,310	0.54%
Operating Grants, Subsidies and Contributions	2,301,025	1,636,774	1,636,774	4,873,121	4,861,121	40.58%
Fees & Charges	9,943,894	9,990,227	9,990,227	15,598,955	15,598,955	-0.46%
Other Revenue	294,914	145,820	145,820	356,410	356,410	33.67%
Interest Earnings	1,827,360	1,255,140	1,255,140	2,542,850	2,542,850	45.59%
	<b>56,080,361</b>	<b>54,616,415</b>	<b>54,616,415</b>	<b>65,270,646</b>	<b>65,258,646</b>	<b>2.68%</b>
<b>Expenses from Ordinary Activities</b>						
Employee Costs	(11,626,196)	(11,766,420)	(11,766,420)	(27,838,725)	(27,838,725)	1.19%
Materials & Contracts	(5,139,207)	(5,855,250)	(5,855,250)	(15,587,365)	(15,575,365)	12.23%
Utilities (Gas, Electricity, Water etc)	(864,961)	(983,730)	(983,730)	(2,358,980)	(2,358,980)	12.07%
Depreciation on non-current assets	(6,946,070)	(6,496,685)	(6,496,685)	(15,715,050)	(15,715,050)	-6.82%
Insurance Expenses	(651,566)	(692,362)	(692,362)	(716,772)	(716,772)	5.89%
Other Expenditure	(1,084,957)	(1,201,747)	(1,201,747)	(3,095,864)	(3,095,864)	9.71%
Allocations	599,649	842,925	842,925	1,942,110	1,942,110	28.86%
	<b>(25,713,308)</b>	<b>(26,153,269)</b>	<b>(26,153,269)</b>	<b>(63,370,646)</b>	<b>(63,358,646)</b>	<b>1.68%</b>
<b>Borrowings Cost Expense</b>						
Interest Expenses	(314,360)	(316,234)	(316,234)	(1,318,330)	(1,318,330)	0.59%
	<b>(314,360)</b>	<b>(316,234)</b>	<b>(316,234)</b>	<b>(1,318,330)</b>	<b>(1,318,330)</b>	<b>0.59%</b>
Non-Operating Grants, Subsidies and Contributions	4,174,205	4,316,180	4,301,380	35,431,212	35,349,212	-3.29%
Profit on Asset Disposals	17,704	8,697	8,697	23,227	23,227	103.56%
Loss on Asset Disposals	(53,545)	(6,021)	(6,021)	(94,761)	(94,761)	-789.30%
	<b>4,138,364</b>	<b>4,318,856</b>	<b>4,303,856</b>	<b>35,359,678</b>	<b>35,277,678</b>	<b>-4.18%</b>
<b>Net Result</b>	<b>34,190,957</b>	<b>32,465,768</b>	<b>32,450,768</b>	<b>35,941,348</b>	<b>35,859,348</b>	<b>5.31%</b>
<b>Adjustments for Non-cash Revenue &amp; Expenditure</b>						
Depreciation	6,946,070	6,496,685	6,496,685	15,715,050	15,715,050	
Asset Adjustments as per Changes to Regulations	0	0	0	0	0	
Donated Assets	0	0	0	(13,800,000)	(13,800,000)	
(Profit)/Loss on Sale of Assets	35,841	(2,676)	(2,676)	71,534	71,534	
Allocations & Other Adjustments	(3,117)	0	0	0	0	
Deferred Pensioner Movements	(22,693)	0	0	0	0	
Recording of Employee Entitlements (Provisions)	(6,588)	(6,588)	(6,588)	(26,356)	(26,356)	
Deposit & Bonds Movements (cash backed)	(35,302)	0	0	0	0	
<b>Capital Revenue &amp; (Expenditure)</b>						
Land & Buildings	(7,250,532)	(12,221,133)	(11,971,337)	(24,330,916)	(24,081,120)	40.67%
Plant & Equipment	(341,408)	(982,210)	(982,210)	(2,783,200)	(2,783,200)	65.24%
Furniture & Equipment	(239,104)	(364,402)	(364,402)	(1,910,597)	(1,910,597)	34.38%
Infrastructure	(6,140,626)	(26,431,479)	(26,478,599)	(66,611,042)	(66,504,042)	76.77%
Proceeds from Sale of Assets	125,177	232,000	232,000	609,000	609,000	-45.96%
Proceeds from New Loans	3,000,000	0	0	3,650,000	3,650,000	0.00%
Self Supporting Loans - Repayment of Principal	16,897	22,256	22,256	91,040	91,040	-24.08%
Total Loan Repayments - Principal	(476,897)	(479,810)	(479,810)	(2,089,302)	(2,089,302)	0.61%
Advances to Community Groups	0	(150,000)	(150,000)	(150,000)	(150,000)	100.00%
Transfer to Restricted Assets	(4,275,277)	(517,165)	(517,165)	(11,301,200)	(11,301,200)	-726.68%
Transfer from Restricted Assets	8,883,837	13,500,000	13,500,000	55,722,104	55,722,104	-34.19%
Transfer to Reserves	(18,828,740)	(18,027,549)	(18,027,549)	(25,302,389)	(25,302,389)	-4.44%
Transfer from Reserves	11,329,356	14,479,151	14,229,356	35,326,837	35,052,041	-21.75%
Opening Funds Surplus/ (Deficit)	1,178,089	1,178,089	1,178,089	1,178,089	1,178,089	
<b>Net Current Position - Surplus / (Deficit)</b>	<b>28,086,139</b>	<b>9,190,937</b>	<b>9,128,818</b>	<b>0</b>	<b>0</b>	

**City of Busselton**

**Net Current Position**

**For The Period Ending 30 November 2016**

	2016/17 Actual	2016/17 Amended Budget	2016/17 Original Budget	2015/16 Actual
	\$	\$	\$	\$
<b>NET CURRENT ASSETS</b>				
<b>CURRENT ASSETS</b>				
Cash - Unrestricted	14,875,233	1,996,620	1,996,620	3,251,577
Cash - Restricted	115,458,486	58,153,227	58,428,023	112,598,579
Sundry Debtors	1,394,605	1,600,000	1,600,000	2,501,984
Rates Outstanding - General	14,473,205	1,550,000	1,550,000	787,186
Stock on Hand	16,543	20,000	20,000	20,420
	<u>146,218,072</u>	<u>63,319,847</u>	<u>63,594,643</u>	<u>119,159,746</u>
<b>LESS: CURRENT LIABILITIES</b>				
Bank Overdraft	0	0	0	0
Sundry Creditors	2,673,447	5,166,620	5,166,620	5,383,078
Performance Bonds	2,390,446	2,425,748	2,425,748	2,425,748
	<u>5,063,893</u>	<u>7,592,368</u>	<u>7,592,368</u>	<u>7,808,826</u>
Current Position (inclusive of Restricted Funds)	141,154,179	55,727,479	56,002,275	111,350,920
Add: Cash Backed Liabilities (Deposits & Bonds)	2,390,446	2,425,748	2,425,748	2,425,748
Less: Cash - Restricted Funds	(115,458,486)	(58,153,227)	(58,428,023)	(112,598,579)
<b>NET CURRENT ASSET POSITION</b>	<u><u>28,086,139</u></u>	<u><u>0</u></u>	<u><u>0</u></u>	<u><u>1,178,089</u></u>

City of Busselton

Capital Acquisition Report

Property, Plant & Equipment, Infrastructure

For the Period Ended 30 November 2016

Description	2016/17 Actual	2016/17 Amended Budget YTD	2016/17 Original Budget YTD	2016/17 Amended Budget	2016/17 Original Budget	2016/17 Budget YTD Variance
	\$	\$	\$	\$	\$	%
<b>&gt;&gt; Property, Plant &amp; Equipment</b>						
<b>Land</b>						
30610 Property Services Administration	0	0	0	300,000	300,000	0.00%
31356 Airport Development	8,768	1,000,000	1,000,000	2,400,000	2,400,000	-99.12%
	8,768	1,000,000	1,000,000	2,500,000	2,500,000	-99.12%
<b>Buildings</b>						
<b>Major Projects</b>						
<b>Major Project - Busselton Foreshore</b>						
B670 Foreshore East-Youth Precinct Community Youth Building/SLSC	185,573	1,166,665	1,166,665	2,800,000	2,800,000	-94.09%
B5883 Railway House	1,019,836	432,175	432,175	989,216	989,216	147.43%
B9593 Milner Street Pavilion	90,456	927,686	672,890	1,876,736	1,626,540	-90.25%
B9600 Old Busselton Lighthouse	0	0	0	80,000	80,000	0.00%
	1,295,865	2,506,526	2,251,730	5,745,952	5,496,156	-48.30%
<b>Major Project - Administration Building</b>						
B9010 Civic and Administration Centre Construction	5,666,707	8,099,995	8,099,995	14,498,715	14,498,715	-30.04%
	5,666,707	8,099,995	8,099,995	14,498,715	14,498,715	-30.04%
<b>Buildings (Other)</b>						
B9104 Wilyabrup Brigade Shed	33,000	33,000	33,000	33,000	33,000	0.00%
B9111 Yallingup Rural Bush Fire Brigade	8,082	30,520	30,520	30,520	30,520	-69.87%
B9112 Ambergate Bushfire Brigade Shed	0	0	0	123,307	123,307	0.00%
B9300 Aged Housing Capital Improvements - Winderup	11,147	10,000	10,000	30,000	30,000	13.47%
B9301 Aged Housing Capital Improvements - Harris Road	0	0	0	20,000	20,000	0.00%
B9302 Aged Housing Capital Improvements - Winderup Court (City)	0	0	0	40,000	40,000	0.00%
B9406 Busselton Cemetery - Chapel	64	12,500	12,500	30,000	30,000	-99.49%
B9531 GLC - Sports Hall	0	39,585	39,585	95,000	95,000	-100.00%
B9539 GLC - Roof Repairs	0	17,790	17,790	42,700	42,700	-100.00%
B9556 NCC Internal Refurbishment	29,990	15,415	15,415	37,000	37,000	94.55%
B9566 GLC Pool Hall	8,203	16,415	16,415	39,400	39,400	-50.03%
B9591 Performing Arts Convention Centre	23,205	0	0	300,000	300,000	0.00%
B9594 Vasse Community Recreation Precinct - Changerooms & Toilet	0	172,955	172,955	415,100	415,100	-100.00%
B9596 GLC Building Improvements	14,114	16,665	16,665	40,000	40,000	-15.31%
B9598 Dunsborough Library	0	10,085	10,085	24,200	24,200	-100.00%
B9599 Portable Toilets	28,084	0	0	30,000	30,000	0.00%
B9601 Mealup Shed	0	10,000	10,000	10,000	10,000	-100.00%
B9715 Airport Terminal Stage 1B	52,500	25,000	25,000	60,000	60,000	110.00%
B9802 Kook Caravan Park Ablutions Refurbishment	371	41,665	41,665	100,000	100,000	-99.11%
B9804 Kook Park Home	75,214	110,937	110,937	171,022	171,022	-52.26%
B9805 Kook Park Kitchen	0	14,580	14,580	35,000	35,000	-100.00%
B9806 Kook Park Electrical Upgrade	0	37,500	37,500	90,000	90,000	-100.00%
	279,194	614,612	614,612	1,586,249	1,586,249	-64.57%
<b>Total Buildings</b>	<b>7,241,764</b>	<b>11,221,183</b>	<b>10,973,887</b>	<b>21,880,916</b>	<b>21,581,120</b>	<b>-35.46%</b>



City of Busselton

Capital Acquisition Report

Property, Plant & Equipment, Infrastructure

For the Period Ended 30 November 2016

Description	2016/17 Actual	2016/17 Amended Budget YTD	2016/17 Original Budget YTD	2016/17 Amended Budget	2016/17 Original Budget	2016/17 Budget YTD Variance
<b>Plant &amp; Equipment</b>						
10001 Office of the CEO	69,323	55,000	55,000	90,000	90,000	26,045
10115 Major Projects Administration	36,587	40,000	40,000	40,000	40,000	-8,288
10251 Business Systems	32,736	35,000	35,000	35,000	35,000	-5,906
10551 Geographie Leisure Centre	6,499	66,210	66,210	158,500	158,500	-90,189
10600 Kookaburra Caravan Park	0	28,000	28,000	28,000	28,000	-100,000
10805 Planning Administration	0	0	0	40,000	40,000	0,000
10910 Building Services	33,205	35,000	35,000	35,000	35,000	-5,128
10920 Environmental Health Services Administration	0	0	0	2,000	2,000	0,000
10922 Preventative Services - Mosquitoes	0	0	0	3,300	3,300	0,000
10950 Animal Control	0	0	0	50,000	50,000	0,000
10980 Other Law, Order & Public Safety	0	0	0	50,000	50,000	0,000
11101 Engineering Services Administration	26,072	40,000	40,000	40,000	40,000	-9,828
11207 Engineering Services Design	0	39,000	39,000	39,000	39,000	-100,000
11350 Asset Management Administration	12,739	35,000	35,000	35,000	35,000	-6,466
11351 Airport Operations	0	0	0	3,000	3,000	0,000
11401 Transport - Workshop	6,985	0	0	5,000	5,000	0,000
11402 Plant Purchases (P10)	40,500	39,000	39,000	434,000	434,000	5,338
11403 Plant Purchases (P11)	21,185	270,000	270,000	371,000	371,000	-92,158
11404 Plant Purchases (P12)	12,860	300,000	300,000	1,089,000	1,089,000	-95,878
11500 Operations Services Administration	0	0	0	35,000	35,000	0,000
81026 Yallingup Rural Bushfire Brigade	12,500	0	0	0	0	0,000
	341,408	982,210	982,210	2,783,200	2,783,200	-65,248
<b>Furniture &amp; Office Equipment</b>						
10115 Major Projects Administration	0	33,335	33,335	80,000	80,000	-100,000
10251 Business Systems	136,444	157,915	157,915	379,000	379,000	-13,600
10380 Busselton Library	0	11,670	11,670	11,670	11,670	-100,000
10381 Dunsborough Library	0	7,400	7,400	16,200	16,200	-100,000
10590 Naturalistic Community Centre	5,373	15,487	15,487	15,487	15,487	-65,318
10591 Geographie Leisure Centre	0	21,595	21,595	68,840	68,840	-100,000
10616 Winderup Villas Aged Housing	0	0	0	6,000	6,000	0,000
10617 Harris Road Aged Housing	0	0	0	3,300	3,300	0,000
10625 Art Geo Administration	11,228	10,835	10,835	12,000	12,000	3,438
10900 Cultural Planning	20,000	64,500	64,500	116,500	116,500	-68,998
10920 Environmental Health Services Administration	0	0	0	1,400	1,400	0,000
11400 Transport - Fleet Management	1,888	0	0	0	0	0,000
81000 Administration Building: 2-18 Southern Drive	56,422	0	0	1,100,000	1,100,000	0,000
81357 Railway House	7,750	41,665	41,665	100,000	100,000	-81,404
	239,104	364,402	364,402	1,910,597	1,910,597	-34,388
<b>Sub-Total Property, Plant &amp; Equipment</b>	<b>7,831,043</b>	<b>18,567,745</b>	<b>18,317,949</b>	<b>29,024,713</b>	<b>28,774,917</b>	<b>-42,285</b>
<b>&gt;&gt; Infrastructure</b>						
<b>Major Project - Busselton Foreshore</b>						
C0045 Busselton Foreshore Stage 3: Goose Car Park	13,490	83,335	83,335	200,000	200,000	-83,818
C0046 Busselton Foreshore Stage 3: Central Car Park	65,000	62,500	62,500	150,000	150,000	4,000
C3064 Foreshore Central - Coastal Defences (Jetty to Geo. Bay Rd)	608	833,335	833,335	2,000,000	2,000,000	-99,938
C3107 Foreshore Central-Foreshore Promenade (Jetty to Geo Bay Rd)	10,208	458,335	458,335	1,100,000	1,100,000	-97,778
C3133 Busselton Foreshore Contingency	0	37,790	37,790	90,700	90,700	-100,000
C3140 Foreshore Water Supply and Services (Utilities)	229,371	500,000	500,000	898,927	898,927	-54,018
C3148 Busselton Foreshore Stage 3: Foreshore Landscaping	34,225	166,665	166,665	400,000	400,000	-79,468
C3149 Busselton Foreshore Stage 3: Remedial Works	158	20,835	20,835	50,000	50,000	-99,248
C3150 Busselton Foreshore Stage 3: Toddler's Playground	4,500	72,085	72,085	173,000	173,000	-93,768
C3151 Busselton Foreshore Stage 3: Jetty Way Pedestrian	355,543	231,240	231,240	555,000	555,000	10,500
C3152 Busselton Foreshore Stage 3: Queen Street Abutment	0	208,335	208,335	500,000	500,000	-100,000
C3153 Busselton Foreshore Stage 3: Possum Park	23,804	83,335	83,335	200,000	200,000	-71,448
W0196 Busselton Foreshore Stage 3: Foreshore Parade West	365,715	291,665	291,665	700,000	700,000	25,399
W0197 Busselton Foreshore Stage 3: Queen St Upgrade	16,886	270,835	270,835	650,000	650,000	-93,778
	1,020,107	3,320,310	3,320,310	7,667,657	7,667,657	-69,288
<b>Major Project - Administration Building</b>						
C0043 Administration Building Carpark	0	102,085	102,085	245,000	245,000	-100,000
	0	102,085	102,085	245,000	245,000	-100,000
<b>Busselton Jetty</b>						
C3500 Busselton Jetty Refurbishment	1,500	18,660	18,660	18,660	18,660	-91,968
	1,500	18,660	18,660	18,660	18,660	-91,968

City of Bussetton

Capital Acquisition Report

Property, Plant & Equipment, Infrastructure

For the Period Ended 30 November 2016

Description	2016/17 Actual	2016/17 Amended Budget YTD	2016/17 Original Budget YTD	2016/17 Amended Budget	2016/17 Original Budget	2016/17 Budget Variance
<b>Footpaths Construction</b>						
F0028 Marine Terrace Footpath	3,538	47,915	47,915	115,000	115,000	-92.62%
F0029 Brown Street Footpaths	0	0	24,495	0	36,788	0.00%
F0063 Yallingup Footpath	285	13,200	13,200	31,682	31,682	-91.84%
F0066 Bussell Highway Footpath Sections	0	84,165	84,165	202,000	202,000	-100.00%
F0068 Freycinet Drive Access	9,755	17,500	17,500	42,000	42,000	-44.36%
F0069 Luke Way Guerin Street to David Drive	0	9,185	9,185	22,000	22,000	-100.00%
F0070 Strelly Street Community Garden Access	87	8,335	8,335	20,000	20,000	-98.95%
F0071 Lou Weston Dual Shared Path	5,237	35,420	35,420	85,000	85,000	-85.21%
F0072 Alpha Road	0	0	0	113,092	0	0.00%
	18,902	215,700	240,195	630,774	576,670	-91.24%
<b>Drainage Construction - Street</b>						
D0009 Bussetton LIA - Geocatch Drain Partnership	0	0	0	30,000	30,000	0.00%
D0030 Dunsborough / Bussetton Drainage Upgrades	3,004	119,580	119,580	287,000	287,000	-97.49%
	3,004	119,580	119,580	317,000	317,000	-97.49%
<b>Car Parking Construction</b>						
CD035 Churchill Park Hardstand Area (Parking)	0	52,930	52,930	127,030	127,030	-100.00%
CD036 Lou Weston / King St Foreshore Car Parking	34,111	955	955	2,287	2,287	3471.79%
CD044 Meedup Coastal Nodes - Carpark upgrade	0	0	0	85,675	85,670	0.00%
CD047 Dunsborough Town Centre Carparking	60	0	0	1,350,000	1,350,000	0.00%
	34,171	53,885	53,885	1,564,987	1,564,987	-36.99%
<b>Bridges Construction</b>						
A0006 Roy Road - Bridge Construction - Bridge 3373A	0	0	0	69,000	69,000	0.00%
A0008 Layman Road Bridge - 3438	0	250,000	250,000	600,000	600,000	-100.00%
A0010 Queen Street Bridge 0240A	0	120,000	120,000	288,000	288,000	-100.00%
A0015 Metriup Road Bridge - 3354	0	0	0	912,000	912,000	0.00%
A0020 Ludlow Hithergreen Road Bridge - 3464	111,884	66,250	66,250	159,000	159,000	68.88%
	111,884	436,250	436,250	2,028,000	2,028,000	-74.35%
<b>Cycleways Construction</b>						
F1006 Bussetton Bypass - Strelly Street to Clydebank Avenue	0	0	22,625	0	54,304	0.00%
F1011 Navigation Way Armitage Drive to Lanyard Boulevard	87	47,915	47,915	115,000	115,000	-99.82%
F1014 Bussetton Bypass - Fairway to Kangaroo Gully	9,733	53,585	53,585	128,600	128,600	-61.84%
F1017 Bussetton Bypass Cycleway (Clydebank to Grace Court)	1,380	93,745	93,745	225,000	225,000	-97.89%
F1018 Dunsborough Cycleway CRD to Our Lady of the Cape School	4,140	0	0	30,000	30,000	0.00%
	15,940	195,245	217,870	498,600	552,904	-91.84%
<b>Townscape Construction</b>						
C1024 Dunsborough Road Access Improvements Stage 1	609,515	205,000	205,000	492,000	492,000	197.32%
	609,515	205,000	205,000	492,000	492,000	197.32%
<b>Boat Ramp Construction</b>						
C1513 Port Geographe Boat Trailer Parking Layout Redevelopment	0	0	0	229,000	229,000	0.00%
	0	0	0	229,000	229,000	0.00%
<b>Beach Restoration</b>						
C2504 Groyne Construction	4,960	0	0	45,000	45,000	0.00%
C2512 Sand Re-Nourishment	70,629	0	0	110,000	110,000	0.00%
C2520 Coastal Protection Works	0	10,415	10,415	25,000	25,000	-100.00%
C2522 King Street Seawall	0	0	0	305,000	305,000	0.00%
	75,579	10,415	10,415	485,000	485,000	625.67%

City of Bussetton

Capital Acquisition Report

Property, Plant & Equipment, Infrastructure

For the Period Ended 30 November 2016

Description	2016/17 Actual	2016/17 Amended Budget YTD	2016/17 Original Budget YTD	2016/17 Amended Budget	2016/17 Original Budget	2016/17 Budget Variance
<b>Parks, Gardens &amp; Reserves</b>						
C2006 Playgrounds General - Replacement of playground equipment	0	14,585	14,585	35,000	35,000	-100.00%
C3014 Meeslop Park - Fire Access Trail	747	0	0	20,000	20,000	0.00%
C3040 Churchill Park - Install Synthetic Wicket	8,058	7,500	7,500	18,000	18,000	7.84%
C3046 Dunsborough - BMX / Skatebowl	27,328	11,000	11,000	26,396	26,396	153.89%
C3122 Rails to Trails	0	0	0	100,000	100,000	0.00%
C3123 Geographie Leisure Centre - Landscaping	0	9,500	9,500	32,000	32,000	-100.00%
C3127 Whale Viewing Platform - Point Picquet	19,526	19,526	19,526	19,526	19,526	0.00%
C3130 Vasse Birchfields Bere	12,747	26,670	26,670	64,000	64,000	-52.20%
C3134 Vasse Community & Recreation Project - AFL Oval Stage 1	153,970	125,000	125,000	300,000	300,000	23.28%
C3136 Newtown Oval - Minor Upgrade of Existing Oval	0	4,960	4,960	9,745	9,745	-100.00%
C3143 NCC Infrastructure	0	5,460	5,460	13,100	13,100	-100.00%
C3145 Churchill Park Redevelopment - Irrigation	1,131	127,085	127,085	305,000	305,000	-99.11%
C3146 Dunsborough Town Centre	51,276	20,835	20,835	50,000	50,000	146.12%
C3147 Bussetton Foreshore - Extension to Mainline	0	62,500	62,500	150,000	150,000	-100.00%
C3154 Administration Building Landscaping Works	2,860	187,500	187,500	450,000	450,000	-98.47%
C3156 Meeslop Capital Works - Unallocated	5,682	0	0	40,000	40,000	0.00%
C3157 Port Geographie - Landscaping Layman Road	0	0	0	10,000	10,000	0.00%
C3158 Port Geographie - Casuarina Replacements on Layman Road	0	6,250	6,250	15,000	15,000	-100.00%
	283,925	627,471	627,471	1,657,767	1,657,767	-56.75%
<b>Cemetery Capital Works</b>						
C1605 Bussetton Cemetery Infrastructure Upgrades	2,838	12,500	12,500	30,000	30,000	-77.30%
	2,838	12,500	12,500	30,000	30,000	-77.30%
<b>Beach Front Infrastructure Works</b>						
C1753 Eagle Bay Viewing Platform	0	9,585	9,585	23,000	23,000	-100.00%
	0	9,585	9,585	23,000	23,000	-100.00%
<b>Aged Housing - Infrastructure Works</b>						
C3451 Aged Housing Infrastructure (Upgrade)	0	20,000	20,000	20,000	20,000	-100.00%
	0	20,000	20,000	20,000	20,000	-100.00%
<b>Sanitation Infrastructure</b>						
C3479 New Cell Development	51,231	362,500	362,500	870,000	870,000	-85.87%
C3481 Transfer Station Development	2,067,613	948,260	949,260	2,278,223	2,278,223	117.81%
C3485 Site Rehabilitation - Bussetton	74,031	104,165	104,165	250,000	250,000	-28.93%
C3487 Site Rehabilitation - Dunsborough	15,758	62,500	62,500	150,000	150,000	-74.79%
C3488 Bussetton Transfer Station Provision of Scheme Water	2,991	166,665	166,665	400,000	400,000	-98.21%
	2,311,623	1,645,090	1,645,090	3,948,223	3,948,223	36.44%
<b>Airport Development</b>						
O6090 Parks & Gardens Airport Stage 2	0	143,750	143,750	345,000	345,000	-100.00%
O6091 Airport Construction Stage 2, Noise Management Plan	0	414,170	414,170	994,000	994,000	-100.00%
O6092 Airport Construction Stage 2, Airfield	0	10,416,665	10,416,665	25,000,000	25,000,000	-100.00%
O6093 Airport Construction Stage 2, Car Park & Access Roads	0	2,375,000	2,375,000	5,700,000	5,700,000	-100.00%
O6094 Airport Construction Stage 2, Jet Fuel	0	175,000	175,000	420,000	420,000	-100.00%
O6095 Airport Construction Stage 2, External Services	6,000	1,516,670	1,516,670	4,800,000	4,800,000	-99.69%
O6097 Airport Construction Stage 1B, Jet Fuel	0	256,110	256,110	634,659	634,659	-100.00%
O6099 Airport Development - Project Expenses	548,533	614,988	614,988	1,469,107	1,469,107	-10.81%
	554,533	16,312,353	16,312,353	38,142,766	38,142,766	-96.60%

City of Busseton

Capital Acquisition Report

Property, Plant & Equipment, Infrastructure

For the Period Ended 30 November 2016

Description	2016/17 Actual	2016/17 Amended Budget YTD	2016/17 Original Budget YTD	2016/17 Amended Budget	2016/17 Original Budget	2016/17 Budget YTD Variance
<b>Main Roads</b>						
S0035 Strelly Street	0	66,720	66,720	160,128	160,128	-100.00%
S0036 Tuam Drive	0	87,500	87,500	210,000	210,000	-100.00%
S0049 Lyman Road	1,072	312,500	312,500	782,000	750,000	-99.46%
S0051 Causeway Road	25,674	61,500	61,500	150,000	150,000	-58.81%
S0064 Peel Terrace	5,078	180,715	180,715	433,719	433,719	-97.19%
S0065 Metcalf Road	0	100,000	100,000	240,000	240,000	-100.00%
S0066 Queen Street	0	0	0	75,000	0	0.00%
S0069 Earnshaw Road	138	6,665	6,665	16,000	16,000	-97.93%
S0304 Hale Street	0	30,415	30,415	73,000	73,000	-100.00%
S0305 Kempton Place	87	18,335	18,335	44,000	44,000	-99.52%
S0306 Moore Street	120	17,915	17,915	43,000	43,000	-99.33%
S0307 Redwood Close	0	6,665	6,665	16,000	16,000	-100.00%
S0308 Ringtail Retreat	1,000	15,000	15,000	36,000	36,000	-95.33%
S0309 Rivergum Place	0	10,835	10,835	26,000	26,000	-100.00%
S0310 Walkaby Gardens	120	12,500	12,500	30,000	30,000	-99.04%
S0311 Waratah Court	120	7,085	7,085	17,000	17,000	-98.31%
S0312 Whistler Cove	0	5,835	5,835	14,000	14,000	-100.00%
S0313 Cummins Court	120	6,345	6,345	15,223	15,223	-98.11%
	33,528	947,582	947,530	2,381,070	2,274,070	-96.46%
<b>Roads to Recovery</b>						
T0016 Pucey Road	516,456	546,470	546,470	1,311,526	1,311,526	-1.83%
T0063 Tom Lukity Drive	111,861	434,585	434,585	1,043,000	1,043,000	-74.26%
T0073 Hammond Road	34,391	48,750	48,750	117,000	117,000	-29.45%
T0074 Maxted Street	158,486	67,085	67,085	161,000	161,000	138.25%
T0075 Pelican Place	9,456	17,915	17,915	43,000	43,000	-47.22%
T0076 Roberts Road	17,057	53,335	53,335	128,000	128,000	-68.07%
	867,708	1,168,140	1,168,140	2,802,526	2,802,526	-25.72%
<b>Council Roads Initiative</b>						
W0005 Kaloerup Road	3,807	70,000	70,000	168,000	168,000	-94.56%
W0019 Marine Terrace	943	42,920	42,920	103,000	103,000	-99.20%
W0038 Bus Bays & Shelters	10,345	1,550	1,550	3,720	3,720	567.43%
W0032 Chamber Road	0	14,165	14,165	34,000	34,000	-100.00%
W0044 Brash Road Yallingup	14,183	19,580	19,580	47,000	47,000	-27.16%
W0080 Busell Highway	76,257	11,220	11,220	26,933	26,933	579.63%
W0100 Peel Terrace	0	10,835	10,835	26,000	26,000	-100.00%
W0128 Worgan Road	24,263	32,595	32,595	78,220	78,220	-25.56%
W0135 Busell Highway - Norman Road Broadwater Intersection	25,946	13,900	13,900	33,359	33,359	86.47%
W0136 DAP Issues District ACRDD Bays, ramps, signs etc	6,758	18,750	18,750	45,000	45,000	-63.90%
W0150 Roe Terrace Busseton	0	16,670	16,670	40,000	40,000	-100.00%
W0159 David Drive Geographe	0	12,085	12,085	29,000	29,000	-100.00%
W0174 Owen Road	5,279	11,655	11,655	27,980	27,980	-54.71%
W0175 Scott Road	18,294	18,750	18,750	45,000	45,000	-2.43%
W0176 Signage (Alternate CRD Entry)	0	25,000	25,000	60,000	60,000	-100.00%
W0177 Strelly Street	0	25,000	25,000	60,000	60,000	-100.00%
W0178 Tompsett Road	2,176	23,665	23,665	56,800	56,800	-90.81%
W0179 Anthony Road	0	15,415	15,415	37,000	37,000	-100.00%
W0180 Beach Road	0	32,505	32,505	78,000	78,000	-100.00%
W0181 Blue Crescent	0	70,000	70,000	168,000	168,000	-100.00%
W0182 Capel-Tutsumup	0	32,500	32,500	78,000	78,000	-100.00%
W0183 Carter Road	18,196	179,585	179,585	431,000	431,000	-89.87%
W0185 Ellegood Avenue	756	27,500	27,500	66,000	66,000	-97.25%
W0186 Grant Street	120	18,330	18,330	44,000	44,000	-99.35%
W0187 Luke Way	120	14,585	14,585	35,000	35,000	-99.18%
W0188 Macbeth Way	120	14,170	14,170	34,000	34,000	-99.15%
W0189 Melville Court	120	16,665	16,665	40,000	40,000	-99.28%
W0190 Miamup Road	16,977	91,665	91,665	230,000	230,000	-81.48%
W0191 Queen / Albert & West St / Busell Left Turn Upgrades	1,032	31,250	31,250	75,000	75,000	-96.70%
W0192 Valley Road	1,182	20,830	20,830	50,000	50,000	-94.32%
W0193 Wardenup Crescent	68,071	18,755	18,755	45,000	45,000	362.95%
W0194 William Place	364	15,000	15,000	36,000	36,000	-97.57%
W0195 Yallingup Beach Road	1,161	12,085	12,085	29,000	29,000	-90.19%
W0198 Senior Officers Access Road (Peel Tce)	0	24,165	24,165	58,000	58,000	-100.00%
W0199 Roe Tce (Banbury to Frederick) Unconstructed Road Reserve	0	8,335	8,335	20,000	20,000	-100.00%
	295,871	1,611,680	1,611,680	2,428,012	2,428,012	-70.75%
<b>Sub-Total Infrastructure</b>	<b>6,140,626</b>	<b>26,431,479</b>	<b>26,478,599</b>	<b>66,611,042</b>	<b>66,504,042</b>	<b>-76.77%</b>
<b>Grand Total - Capital Acquisitions</b>	<b>11,971,471</b>	<b>38,996,234</b>	<b>38,796,348</b>	<b>95,635,753</b>	<b>95,278,919</b>	

**City of Bussetton**

**Reserves Movement Report**

For The Period Ending 30 November 2016

	2016/2017 Actual	2016/2017 Amended Budget YTD	2016/2017 Original Budget YTD	2016/2017 Amended Budget	2016/2017 Original Budget	2015/2016 Actual
	\$	\$	\$	\$	\$	\$
<b>100 Airport Infrastructure Renewal and Replacement Reserve</b>						
Accumulated Reserves at Start of Year	940,036.19	940,036.19	940,036.19	940,036.19	940,036.19	459,285.18
Interest transfer to Reserves	11,854.20	10,355.00	10,355.00	24,852.00	24,852.00	21,759.92
Transfer from Muni	178,340.00	178,340.00	178,340.00	428,012.00	428,012.00	501,621.23
Transfer to Muni	0.00	0.00	0.00	(42,630.00)	(42,630.00)	(42,630.12)
	<u>1,130,230.39</u>	<u>1,128,731.19</u>	<u>1,128,731.19</u>	<u>1,350,270.19</u>	<u>1,350,270.19</u>	<u>940,036.19</u>
<b>101 Asset Depreciation Reserve</b>						
Accumulated Reserves at Start of Year	2,573,603.88	2,573,603.88	2,573,603.88	2,573,603.88	2,573,603.88	2,546,023.36
Interest transfer to Reserves	0.00	0.00	0.00	0.00	0.00	72,401.89
Transfer to Muni	(2,573,603.88)	(2,573,603.88)	(2,573,603.88)	(2,573,603.88)	(2,573,603.88)	(44,821.37)
	<u>0.00</u>	<u>0.00</u>	<u>0.00</u>	<u>0.00</u>	<u>0.00</u>	<u>2,573,603.88</u>
<b>102 Beach Protection Reserve</b>						
Accumulated Reserves at Start of Year	1,768,390.03	1,768,390.03	1,768,390.03	1,768,390.03	1,768,390.03	1,494,337.28
Interest transfer to Reserves	19,775.28	20,510.00	20,510.00	49,224.00	49,224.00	51,149.12
Transfer from Muni	189,050.00	189,050.00	189,050.00	453,720.00	453,720.00	444,000.00
Transfer to Muni	0.00	0.00	0.00	(447,500.00)	(447,500.00)	(221,096.37)
	<u>1,977,215.31</u>	<u>1,977,950.03</u>	<u>1,977,950.03</u>	<u>1,823,834.03</u>	<u>1,823,834.03</u>	<u>1,768,390.03</u>
<b>107 Corporate IT System Programme</b>						
Accumulated Reserves at Start of Year	132,062.14	132,062.14	132,062.14	132,062.14	132,062.14	128,256.45
Interest transfer to Reserves	1,420.82	1,630.00	1,630.00	3,912.00	3,912.00	3,802.69
	<u>133,482.96</u>	<u>133,692.14</u>	<u>133,692.14</u>	<u>135,974.14</u>	<u>135,974.14</u>	<u>132,062.14</u>
<b>110 Jetty Maintenance Reserve</b>						
Accumulated Reserves at Start of Year	2,306,653.49	2,306,653.49	2,306,653.49	2,306,653.49	2,306,653.49	2,094,712.96
Interest transfer to Reserves	22,569.87	24,285.00	24,285.00	58,264.00	58,264.00	76,108.46
Transfer from Muni	0.00	0.00	0.00	1,182,454.00	1,182,454.00	1,154,259.75
Transfer to Muni	0.00	0.00	0.00	(622,870.00)	(622,870.00)	(1,018,467.68)
	<u>2,329,223.36</u>	<u>2,330,938.49</u>	<u>2,330,938.49</u>	<u>2,924,521.49</u>	<u>2,924,521.49</u>	<u>2,306,653.49</u>
<b>111 Legal Expenses Reserve</b>						
Accumulated Reserves at Start of Year	530,592.71	530,592.71	530,592.71	530,592.71	530,592.71	309,205.83
Interest transfer to Reserves	5,712.47	6,530.00	6,530.00	15,672.00	15,672.00	10,742.38
Transfer from Muni	0.00	0.00	0.00	0.00	0.00	210,644.50
	<u>536,305.18</u>	<u>537,122.71</u>	<u>537,122.71</u>	<u>546,264.71</u>	<u>546,264.71</u>	<u>530,592.71</u>
<b>112 Long Service Leave Reserve</b>						
Accumulated Reserves at Start of Year	2,604,471.00	2,604,471.00	2,604,471.00	2,604,471.00	2,604,471.00	2,204,037.00
Interest transfer to Reserves	0.00	0.00	0.00	0.00	0.00	67,424.94
Transfer from Muni	0.00	0.00	0.00	0.00	0.00	596,880.23
Transfer to Muni	(2,604,471.00)	(2,604,471.00)	(2,604,471.00)	(2,604,471.00)	(2,604,471.00)	(263,871.15)
	<u>0.00</u>	<u>0.00</u>	<u>0.00</u>	<u>0.00</u>	<u>0.00</u>	<u>2,604,471.00</u>
<b>114 City Car Parking and Access Reserve</b>						
Accumulated Reserves at Start of Year	427,856.90	427,856.90	427,856.90	427,856.90	427,856.90	198,114.86
Interest transfer to Reserves	5,413.92	5,270.00	5,270.00	12,648.00	12,648.00	12,628.28
Transfer from Muni	170,010.00	170,010.00	170,010.00	408,020.00	408,020.00	379,363.00
Transfer to Muni	0.00	0.00	0.00	(804,170.00)	(804,170.00)	(162,149.24)
	<u>603,280.82</u>	<u>603,136.90</u>	<u>603,136.90</u>	<u>44,354.90</u>	<u>44,354.90</u>	<u>427,856.90</u>
<b>115 Plant Replacement Reserve</b>						
Accumulated Reserves at Start of Year	2,810,578.75	2,810,578.75	2,810,578.75	2,810,578.75	2,810,578.75	2,425,054.89
Interest transfer to Reserves	31,668.06	34,485.00	34,485.00	82,764.00	82,764.00	81,917.52
Transfer from Muni	229,165.00	229,165.00	229,165.00	550,000.00	550,000.00	702,330.00
Transfer to Muni	0.00	0.00	0.00	(1,134,000.00)	(1,134,000.00)	(398,723.66)
	<u>3,071,411.81</u>	<u>3,074,228.75</u>	<u>3,074,228.75</u>	<u>2,309,342.75</u>	<u>2,309,342.75</u>	<u>2,810,578.75</u>

**City of Busseton**

**Reserves Movement Report**

For The Period Ending 30 November 2016

	2016/2017 Actual	2016/2017 Amended Budget YTD	2016/2017 Original Budget YTD	2016/2017 Amended Budget	2016/2017 Original Budget	2015/2016 Actual
	\$	\$	\$	\$	\$	\$
<b>116 Professional Development Reserve</b>						
Accumulated Reserves at Start of Year	77,905.02	77,905.02	77,905.02	77,905.02	77,905.02	74,230.77
Interest transfer to Reserves	0.00	0.00	0.00	0.00	0.00	3,017.55
Transfer from Muni	0.00	0.00	0.00	0.00	0.00	60,000.00
Transfer to Muni	(77,905.02)	(77,905.02)	(77,905.02)	(77,905.02)	(77,905.02)	(59,352.30)
	0.00	0.00	0.00	0.00	0.00	77,905.02
<b>117 Road Asset Renewal Reserve</b>						
Accumulated Reserves at Start of Year	328,823.05	328,823.05	328,823.05	328,823.05	328,823.05	118,257.47
Interest transfer to Reserves	0.00	0.00	0.00	0.00	0.00	22,424.25
Transfer from Muni	0.00	0.00	0.00	0.00	0.00	1,101,785.00
Transfer to Muni	(328,823.05)	(328,823.05)	(328,823.05)	(328,823.05)	(328,823.05)	(913,643.67)
	0.00	0.00	0.00	0.00	0.00	328,823.05
<b>119 Sick Pay Incentive Reserve</b>						
Accumulated Reserves at Start of Year	144,552.59	144,552.59	144,552.59	144,552.59	144,552.59	143,876.51
Interest transfer to Reserves	0.00	0.00	0.00	0.00	0.00	3,381.67
Transfer from Muni	0.00	0.00	0.00	0.00	0.00	3,627.42
Transfer to Muni	(144,552.59)	(144,552.59)	(144,552.59)	(144,552.59)	(144,552.59)	(6,333.01)
	0.00	0.00	0.00	0.00	0.00	144,552.59
<b>120 Strategic Projects Reserve</b>						
Accumulated Reserves at Start of Year	216,612.01	216,612.01	216,612.01	216,612.01	216,612.01	185,993.80
Interest transfer to Reserves	2,419.54	2,670.00	2,670.00	6,408.00	6,408.00	5,618.23
Transfer from Muni	10,415.00	10,415.00	10,415.00	25,000.00	25,000.00	25,000.00
Transfer to Muni	0.00	0.00	0.00	(60,000.00)	(60,000.00)	0.00
	229,446.55	229,697.01	229,697.01	188,020.01	188,020.01	216,612.01
<b>121 Waste Management Facility and Plant Reserve</b>						
Accumulated Reserves at Start of Year	7,613,254.10	7,613,254.10	7,613,254.10	7,613,254.10	7,613,254.10	8,134,428.23
Interest transfer to Reserves	81,017.56	69,035.00	69,035.00	165,684.00	165,684.00	288,437.31
Transfer from Muni	1,274,925.00	1,274,925.00	1,274,925.00	3,059,810.00	3,059,810.00	2,626,835.44
Transfer to Muni	0.00	0.00	0.00	(4,439,723.00)	(4,439,723.00)	(3,436,446.88)
	8,969,196.66	8,957,214.10	8,957,214.10	6,399,025.10	6,399,025.10	7,613,254.10
<b>122 Port Geographe Development Reserve</b>						
Accumulated Reserves at Start of Year	1,654,121.43	1,654,121.43	1,654,121.43	1,654,121.43	1,654,121.43	569,370.66
Interest transfer to Reserves	17,793.25	20,315.00	20,315.00	48,756.00	48,756.00	24,679.87
Transfer from Muni	0.00	0.00	0.00	0.00	0.00	1,066,000.00
Transfer to Muni	0.00	0.00	0.00	(245,510.00)	(245,510.00)	(5,929.16)
	1,671,914.68	1,674,436.43	1,674,436.43	1,457,367.43	1,457,367.43	1,654,121.43
<b>123 Port Geographe Waterways Management Reserve (SAR)</b>						
Accumulated Reserves at Start of Year	3,454,443.12	3,454,443.12	3,454,443.12	3,454,443.12	3,454,443.12	3,265,183.34
Interest transfer to Reserves	37,776.68	42,600.00	42,600.00	202,240.00	202,240.00	98,070.29
Transfer from Muni	71,185.00	71,185.00	71,185.00	170,847.00	170,847.00	301,189.69
Transfer to Muni	0.00	0.00	0.00	(305,000.00)	(305,000.00)	(300,000.00)
	3,563,404.80	3,568,228.12	3,568,228.12	3,422,530.12	3,422,530.12	3,454,443.12
<b>124 Workers Compensation Contingency Reserve</b>						
Accumulated Reserves at Start of Year	273,142.25	273,142.25	273,142.25	273,142.25	273,142.25	265,277.30
Interest transfer to Reserves	3,070.69	3,370.00	3,370.00	8,088.00	8,088.00	7,864.95
Transfer from Muni	17,000.00	17,000.00	17,000.00	40,800.00	40,800.00	0.00
Transfer to Muni	0.00	0.00	0.00	(20,000.00)	(20,000.00)	0.00
	293,212.94	293,512.25	293,512.25	302,030.25	302,030.25	273,142.25

**City of Busselton**

**Reserves Movement Report**

For The Period Ending 30 November 2016

	2016/2017 Actual	2016/2017 Amended Budget YTD	2016/2017 Original Budget YTD	2016/2017 Amended Budget	2016/2017 Original Budget	2015/2016 Actual
	\$	\$	\$	\$	\$	\$
<b>126 Province Landscape Maintenance Reserve (SAR)</b>						
Accumulated Reserves at Start of Year	835,855.66	835,855.66	835,855.66	835,855.66	835,855.66	676,765.29
Interest transfer to Reserves	9,527.36	10,205.00	10,205.00	24,492.00	24,492.00	22,654.23
Transfer from Muni	60,495.00	60,495.00	60,495.00	345,190.00	345,190.00	136,436.14
Transfer to Muni	0.00	0.00	0.00	(117,120.00)	(117,120.00)	0.00
	<u>905,888.02</u>	<u>906,555.66</u>	<u>906,555.66</u>	<u>888,417.66</u>	<u>888,417.66</u>	<u>835,855.66</u>
<b>127 Infrastructure Development Reserve</b>						
Accumulated Reserves at Start of Year	2,007,644.66	2,007,644.66	2,007,644.66	2,007,644.66	2,007,644.66	2,311,812.74
Interest transfer to Reserves	19,784.66	30,765.00	30,765.00	73,836.00	73,836.00	74,547.89
Transfer from Muni	224,235.00	224,235.00	224,235.00	538,171.00	538,171.00	633,740.00
Transfer to Muni	0.00	0.00	0.00	(804,945.00)	(804,945.00)	(1,012,455.97)
	<u>2,251,664.32</u>	<u>2,262,644.66</u>	<u>2,262,644.66</u>	<u>1,814,706.66</u>	<u>1,814,706.66</u>	<u>2,007,644.66</u>
<b>128 Vasse Newtown Landscape Maintenance Reserve (SAR)</b>						
Accumulated Reserves at Start of Year	470,759.51	470,759.51	470,759.51	470,759.51	470,759.51	406,021.35
Interest transfer to Reserves	5,248.60	5,720.00	5,720.00	13,728.00	13,728.00	14,524.93
Transfer from Muni	66,870.00	66,870.00	66,870.00	360,489.00	360,489.00	157,009.48
Transfer to Muni	0.00	0.00	0.00	(273,785.00)	(273,785.00)	(102,696.25)
	<u>542,878.11</u>	<u>543,349.51</u>	<u>543,349.51</u>	<u>371,191.51</u>	<u>371,191.51</u>	<u>470,759.51</u>
<b>129 United Grants Reserve</b>						
Accumulated Reserves at Start of Year	0.00	0.00	0.00	0.00	0.00	1,109,892.00
Transfer to Muni	0.00	0.00	0.00	0.00	0.00	(1,109,892.00)
	<u>0.00</u>	<u>0.00</u>	<u>0.00</u>	<u>0.00</u>	<u>0.00</u>	<u>0.00</u>
<b>130 Locke Estate Reserve</b>						
Accumulated Reserves at Start of Year	64,000.00	64,000.00	64,000.00	64,000.00	64,000.00	0.00
Interest transfer to Reserves	938.67	740.00	740.00	1,776.00	1,776.00	0.00
Transfer from Muni	0.00	0.00	0.00	60,000.00	60,000.00	64,000.00
	<u>64,938.67</u>	<u>64,740.00</u>	<u>64,740.00</u>	<u>125,776.00</u>	<u>125,776.00</u>	<u>64,000.00</u>
<b>131 Busselton Community Resource Centre</b>						
Accumulated Reserves at Start of Year	92,178.36	92,178.36	92,178.36	92,178.36	92,178.36	63,513.21
Interest transfer to Reserves	1,090.87	1,125.00	1,125.00	2,700.00	2,700.00	2,384.46
Transfer from Muni	11,260.00	11,260.00	11,260.00	27,020.00	27,020.00	26,280.29
	<u>104,529.23</u>	<u>104,563.36</u>	<u>104,563.36</u>	<u>121,898.36</u>	<u>121,898.36</u>	<u>92,178.36</u>
<b>132 CBD Enhancement Reserve</b>						
Accumulated Reserves at Start of Year	50,404.28	50,404.28	50,404.28	50,404.28	50,404.28	14,489.92
Interest transfer to Reserves	666.33	620.00	620.00	1,488.00	1,488.00	1,314.36
Transfer from Muni	14,500.00	14,500.00	14,500.00	34,800.00	34,800.00	34,600.00
	<u>65,570.61</u>	<u>65,524.28</u>	<u>65,524.28</u>	<u>86,692.28</u>	<u>86,692.28</u>	<u>50,404.28</u>
<b>133 Election, Valuation and Corporate Expenses Reserve</b>						
Accumulated Reserves at Start of Year	174,169.07	174,169.07	174,169.07	174,169.07	174,169.07	35,796.78
Interest transfer to Reserves	2,505.79	2,145.00	2,145.00	5,148.00	5,148.00	3,475.49
Transfer from Muni	72,675.00	72,675.00	72,675.00	174,420.00	174,420.00	206,000.00
Transfer to Muni	0.00	0.00	0.00	(72,000.00)	(72,000.00)	(71,105.20)
	<u>249,349.86</u>	<u>248,989.07</u>	<u>248,989.07</u>	<u>281,737.07</u>	<u>281,737.07</u>	<u>174,169.07</u>
<b>134 Civic and Administration Centre Construction Reserve</b>						
Accumulated Reserves at Start of Year	12,782,915.12	12,782,915.12	12,782,915.12	12,782,915.12	12,782,915.12	38,501,923.83
Interest transfer to Reserves	590,582.47	121,780.00	121,780.00	194,850.00	194,850.00	466,958.22
Transfer to Muni	(5,600,000.00)	(8,500,000.00)	(8,500,000.00)	(12,977,765.00)	(12,977,765.00)	(6,185,966.93)
	<u>7,283,497.59</u>	<u>4,404,695.12</u>	<u>4,404,695.12</u>	<u>0.12</u>	<u>0.12</u>	<u>12,782,915.12</u>

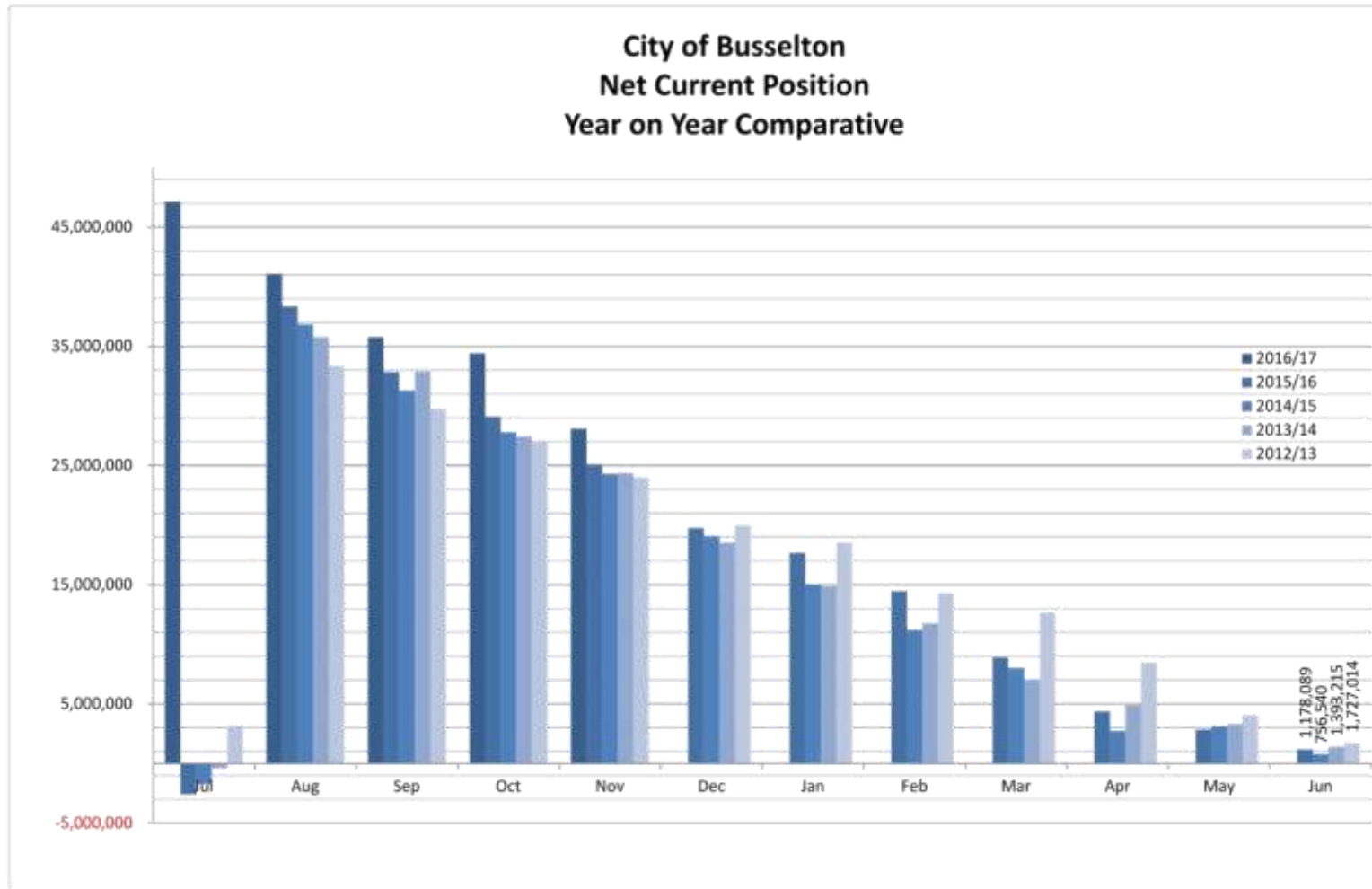



**City of Bussetton**

**Reserves Movement Report**


For The Period Ending 30 November 2016

	2016/2017 Actual	2016/2017 Amended Budget	2016/2017 Original Budget YTD	2016/2017 Amended Budget	2016/2017 Original Budget	2015/2016 Actual
	\$	\$	\$	\$	\$	\$
<b>136 Airport Marketing Reserve</b>						
Accumulated Reserves at Start of Year	196,000.00	196,000.00	196,000.00	196,000.00	196,000.00	0.00
Interest transfer to Reserves	2,874.67	1,865.00	1,865.00	4,476.00	4,476.00	0.00
Transfer from Muni	0.00	0.00	0.00	0.00	0.00	196,000.00
	<u>198,874.67</u>	<u>197,865.00</u>	<u>197,865.00</u>	<u>200,476.00</u>	<u>200,476.00</u>	<u>196,000.00</u>
<b>Various Building Asset Renewal Reserve</b>						
Accumulated Reserves at Start of Year	1,493,038.06	1,493,038.06	1,493,038.06	1,493,038.06	1,493,038.06	1,409,407.53
Interest transfer to Reserves	15,552.33	19,195.00	19,195.00	46,068.00	46,068.00	48,784.11
Transfer from Muni	119,667.77	119,667.77	119,667.77	119,667.77	119,667.77	500,000.00
Transfer to Muni	0.00	0.00	0.00	(408,022.00)	(408,022.00)	(465,153.58)
	<u>1,628,258.16</u>	<u>1,631,900.83</u>	<u>1,631,900.83</u>	<u>1,250,751.83</u>	<u>1,250,751.83</u>	<u>1,493,038.06</u>
<b>Various Community Development Contribution Reserve</b>						
Interest transfer to Reserves	70,773.23	0.00	0.00	0.00	0.00	0.00
Transfer from Muni	7,804,054.90	7,264,543.94	7,264,543.94	7,964,543.94	7,964,543.94	0.00
Transfer to Muni	0.00	(249,796.09)	0.00	(2,302,871.00)	(2,053,075.00)	0.00
	<u>7,874,828.13</u>	<u>7,014,747.94</u>	<u>7,264,543.94</u>	<u>5,661,672.94</u>	<u>5,911,468.94</u>	<u>0.00</u>
<b>Various Bussetton Area Drainage and Waterways Improvement Reserve</b>						
Interest transfer to Reserves	5,681.86	0.00	0.00	0.00	0.00	0.00
Transfer from Muni	594,564.05	383,803.62	383,803.62	383,803.62	383,803.62	0.00
Transfer to Muni	0.00	0.00	0.00	(65,000.00)	(65,000.00)	0.00
	<u>600,245.91</u>	<u>383,803.62</u>	<u>383,803.62</u>	<u>298,803.62</u>	<u>298,803.62</u>	<u>0.00</u>
<b>Various Employee Entitlement Reserve</b>						
Interest transfer to Reserves	32,193.34	27,475.00	27,475.00	65,940.00	65,940.00	0.00
Transfer from Muni	2,900,883.61	2,900,883.61	2,900,883.61	3,094,478.61	3,094,478.61	0.00
Transfer to Muni	0.00	0.00	0.00	(616,104.00)	(616,104.00)	0.00
	<u>2,933,076.95</u>	<u>2,928,358.61</u>	<u>2,928,358.61</u>	<u>2,454,264.61</u>	<u>2,454,264.61</u>	<u>0.00</u>
<b>Various Infrastructure Asset Renewal Reserve</b>						
Interest transfer to Reserves	32,834.88	34,095.00	34,095.00	81,816.00	81,816.00	0.00
Transfer from Muni	3,545,286.93	3,545,286.93	3,545,286.93	4,445,284.93	4,445,284.93	0.00
Transfer to Muni	0.00	0.00	0.00	(3,818,467.00)	(3,793,467.00)	0.00
	<u>3,578,121.81</u>	<u>3,579,378.93</u>	<u>3,579,378.93</u>	<u>708,633.93</u>	<u>733,633.93</u>	<u>0.00</u>
<b>Various Joint Venture Aged Housing Reserve</b>						
Interest transfer to Reserves	6,942.29	0.00	0.00	0.00	0.00	0.00
Transfer from Muni	726,457.38	726,457.38	726,457.38	831,057.38	831,057.38	0.00
	<u>733,399.67</u>	<u>726,457.38</u>	<u>726,457.38</u>	<u>831,057.38</u>	<u>831,057.38</u>	<u>0.00</u>
<b>Total Cash Back Reserves</b>	<u>53,523,447.17</u>	<u>49,572,460.09</u>	<u>49,822,256.09</u>	<u>35,999,615.09</u>	<u>36,274,411.09</u>	<u>46,024,063.38</u>
<b>Summary Reserves</b>						
Accumulated Reserves at Start of Year	46,024,063.38	46,024,063.38	46,024,063.38	46,024,063.38	46,024,063.38	45,145,982.34
Interest transfer to Reserves	547,899.69	496,780.00	496,780.00	1,094,850.00	1,094,850.00	1,485,933.39
Transfer from Muni	18,281,039.64	17,530,768.25	17,530,768.25	24,397,530.25	24,397,530.25	11,212,802.13
Transfer to Muni	(11,329,355.54)	(14,479,351.54)	(14,229,355.54)	(35,326,837.54)	(35,052,941.54)	(35,820,654.48)
<b>Closing Balance</b>	<u>53,523,447.17</u>	<u>49,572,460.09</u>	<u>49,822,256.09</u>	<u>35,999,615.09</u>	<u>36,274,411.09</u>	<u>46,024,063.38</u>





**CITY OF BUSSETON - INVESTMENT PERFORMANCE REPORT**  
For the month of November 2016



---

**11am Bank Account** As at 30 November 2016

INSTITUTION	RATE	AMOUNT
ANZ 11am At Call Deposit	1.45%	\$ 8,000,000

**Term Deposits - Miscellaneous Funds** As at 30 November 2016

INSTITUTION	RATING	DAYS	MATURITY	RATE	AMOUNT
Bank of Queensland	BBB	183	09-Dec-16	2.95%	\$ 2,000,000
ANZ	AA	91	09-Dec-16	2.57%	\$ 2,500,000
NAB	AA	150	15-Dec-16	2.92%	\$ 1,500,000
ANZ	AA	154	19-Dec-16	2.70%	\$ 2,000,000
CBA	AA	91	04-Jan-17	2.51%	\$ 2,000,000
Westpac	AA	122	06-Jan-17	2.75%	\$ 4,000,000
ANZ	AA	92	05-Feb-17	2.52%	\$ 4,500,000
Rural Bank	A	120	09-Feb-17	2.60%	\$ 1,500,000
ANZ	AA	153	16-Feb-17	2.59%	\$ 3,500,000
ANZ	AA	125	27-Feb-17	2.57%	\$ 3,000,000
NAB	AA	120	01-Mar-17	2.70%	\$ 3,000,000
Bendigo	A	181	14-Mar-17	2.50%	\$ 1,000,000
Westpac	AA	213	22-Mar-17	2.67%	\$ 1,500,000
Westpac	AA	151	30-Mar-17	2.70%	\$ 4,500,000
ANZ	AA	212	01-Apr-17	2.56%	\$ 3,000,000
NAB	AA	212	06-Apr-17	2.65%	\$ 5,000,000
Westpac	AA	151	16-Apr-17	2.65%	\$ 1,500,000
NAB	AA	190	20-Apr-17	2.72%	\$ 4,000,000
NAB	AA	150	27-Apr-17	2.72%	\$ 4,500,000
NAB	AA	270	05-May-17	2.78%	\$ 3,000,000
NAB	AA	270	19-May-17	2.63%	\$ 3,000,000
Westpac	AA	273	06-Jun-17	2.70%	\$ 5,000,000
Bendigo	A	365	06-Sep-17	2.75%	\$ 3,000,000
Westpac	AA	365	06-Sep-17	2.90%	\$ 5,000,000

**Total of Term Deposits \$ 73,500,000**

**Foreshore Development Funds** As at 30 November 2016

WA Treasury Corp. - Overnight Cash Deposit Facility	1.45%	\$ 1,514,137
---	-------	--------------

Please note an additional \$2,728,049.76 is being held within the pool of term deposit funds

**\$ 1,514,137**

**Airport Redevelopment Funds** As at 30 November 2016

WA Treasury Corp. - Overnight Cash Deposit Facility	1.45%	\$ 31,000,002
WA Treasury Corp. - State Bonds 182 Days 27-Apr-17	1.88%	\$ 6,086,892

**Total of Airport Redevelopment Funds - WATC \$ 37,086,894**

Westpac AA 181 05-May-17 2.75%	\$ 4,000,000
--------------------------------	--------------

**Total of Airport Redevelopment Funds - Bank Term Deposits \$ 4,000,000**

ANZ Cash Account AA NA NA 1.50%	\$ 5,267,963
---------------------------------	--------------

**Total of Airport Redevelopment Funds - Other \$ 5,267,963**

**Total of Airport Redevelopment Funds \$ 46,354,857**

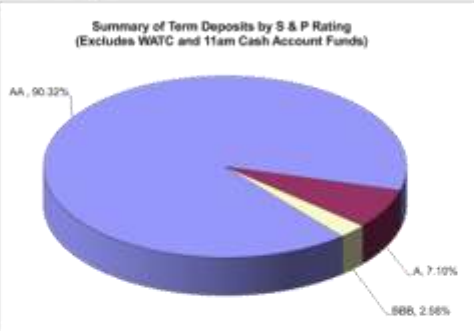
Interest Received 2015/16	\$ 609,866
Interest Received 2016/17	\$ 719,912
Interest Accrued but not yet Received	\$ 18,194

**Total Interest Airport Funds as at month's end \$ 1,347,972**

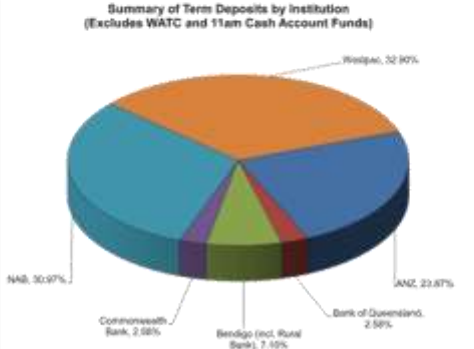
(Note: Funds held with the WATC are in accordance with the Airport Redevelopment Funding Contract and are not held within the requirements of the City's Investment Policy 218)

**Investment Graphs**


**Summary of Term Deposits by S & P Rating (Excludes WATC and 11am Cash Account Funds)**




**Summary of Term Deposits by institution (Excludes WATC and 11am Cash Account Funds)**



**Balance of Investments (Millions)**



**Interest Earned on Investments (Millions)**



---

**SUMMARY OF ALL INVESTMENTS HELD**

	As at 1 year ago	As at 30 June 2016	As at 30 November 2016
11am Bank Account	\$ 5,000,000	\$ 10,500,000	\$ 8,000,000
Term Deposits - Misc. Funds	\$ 75,500,000	\$ 56,000,000	\$ 73,500,000
Foreshore Development Funds - WATC	\$ -	\$ 4,198,827	\$ 1,514,137
Airport Redevelopment - WATC Deposits	\$ 40,051,051	\$ 36,458,479	\$ 37,086,894
Airport Redevelopment - Bank Term Deposit	\$ 5,000,000	\$ 4,000,000	\$ 4,000,000
Airport Redevelopment - Other Funds	\$ 1,061,135	\$ 5,176,467	\$ 5,267,963
<b>Total of all Investments Held</b>	<b>\$ 126,552,186</b>	<b>\$ 116,333,873</b>	<b>\$ 129,368,994</b>

**TOTAL INTEREST RECEIVED AND ACCRUED \$ 778,818 \$ 1,889,516 \$ 754,763**

**INTEREST BUDGET \$ 723,960 \$ 1,737,500 \$ 646,780**

(Note: Interest figures relate to City general funds only and does not include interest allocated to specific areas such as the Airport Redevelopment)

**Statement of Compliance with Council's Investment Policy 218**

- All funds are to be invested within legislative limits. **Fully Compliant**
- All individual funds held within the portfolio are not to exceed a set percentage of the total portfolio value. **Fully Compliant**
- The amount invested based upon the Fund's Rating is not to exceed the set percentages of the total portfolio. **Fully Compliant**
- The amount invested based upon the Investment Horizon is not to exceed the set percentages of the total portfolio. **Fully Compliant**

## 6.5 FINANCIAL ACTIVITY STATEMENTS - PERIOD ENDING 31 DECEMBER 2016

<b>SUBJECT INDEX:</b>	Budget Planning and Reporting
<b>STRATEGIC OBJECTIVE:</b>	An organisation that is managed effectively and achieves positive outcomes for the community.
<b>BUSINESS UNIT:</b>	Financial Services
<b>ACTIVITY UNIT:</b>	Financial Services
<b>REPORTING OFFICER:</b>	Strategic Financial Plan Accountant - Stuart Wells
<b>AUTHORISING OFFICER:</b>	Acting Director, Finance and Corporate Services - Sarah Pierson
<b>VOTING REQUIREMENT:</b>	Simple Majority
<b>ATTACHMENTS:</b>	Attachment A Financial Activity Statements - December 2016 <a href="#">↓</a> Attachment B Investment Report - December 2016 <a href="#">↓</a>

### PRÉCIS

Pursuant to Section 6.4 of the Local Government Act ('the Act') and Regulation 34(4) of the Local Government (Financial Management) Regulations ('the Regulations'), a local government is to prepare, on a monthly basis, a statement of financial activity that reports on the City's financial performance in relation to its adopted/ amended budget.

This report has been compiled to fulfil the statutory reporting requirements of the Act and associated Regulations, whilst also providing the Council with an overview of the City's financial performance on a year to date basis for the period ending 31 December 2016.

### BACKGROUND

The Regulations detail the form and manner in which financial activity statements are to be presented to the Council on a monthly basis; and are to include the following:

- Annual budget estimates
- Budget estimates to the end of the month in which the statement relates
- Actual amounts of revenue and expenditure to the end of the month in which the statement relates
- Material variances between budget estimates and actual revenue/ expenditure/ (including an explanation of any material variances)
- The net current assets at the end of the month to which the statement relates (including an explanation of the composition of the net current position)

Additionally, and pursuant to Regulation 34(5) of the Regulations, a local government is required to adopt a material variance reporting threshold in each financial year. At its meeting of 21 July 2016, the Council adopted (C1607/160) the following material variance reporting threshold for the 2016/17 financial year:

*That pursuant to Regulation 34(5) of the Local Government (Financial Management) Regulations, the Council adopts a material variance reporting threshold with respect to financial activity statement reporting for the 2016/17 financial year to comprise variances equal to or greater than 10% of the year to date budget amount as detailed in the Income Statement by Nature and Type/ Statement of Financial Activity report, however variances due to timing differences and/ or seasonal adjustments are to be reported on a quarterly basis.*

## **STATUTORY ENVIRONMENT**

Section 6.4 of the Local Government Act and Regulation 34 of the Local Government (Financial Management) Regulations detail the form and manner in which a local government is to prepare financial activity statements.

## **RELEVANT PLANS AND POLICIES**

Not applicable.

## **FINANCIAL IMPLICATIONS**

Any financial implications are detailed within the context of this report.

### **Long-term Financial Plan Implications**

As above.

## **STRATEGIC COMMUNITY OBJECTIVES**

This matter principally aligns with Key Goal Area 6 – ‘Open and Collaborative Leadership’ and more specifically Community Objective 6.3 - ‘An organisation that is managed effectively and achieves positive outcomes for the community’. The achievement of the above is underpinned by the Council strategy to ‘ensure the long term financial sustainability of Council through effective financial management’.

## **RISK ASSESSMENT**

Risk assessments have been previously completed in relation to a number of ‘higher level’ financial matters, including timely and accurate financial reporting to enable the Council to make fully informed financial decisions. The completion of the monthly Financial Activity Statement report is a control that assists in addressing this risk.

## **CONSULTATION**

Not applicable

## **OFFICER COMMENT**

In order to fulfil statutory reporting requirements, and to provide the Council with a synopsis of the City’s overall financial performance on a full year basis, the following financial reports are attached hereto:

- Statement of Financial Activity

This report provides details of the City’s operating revenues and expenditures on a year to date basis, by nature and type (i.e. description). The report has been further extrapolated to include details of non-cash adjustments and capital revenues and expenditures, to identify the City’s net current position; which reconciles with that reflected in the associated Net Current Position report.

- Net Current Position

This report provides details of the composition of the net current asset position on a full year basis, and reconciles with the net current position as per the Statement of Financial Activity.

▪ Capital Acquisition Report

This report provides full year budget performance (by line item) in respect of the following capital expenditure activities:

- Land and Buildings
- Plant and Equipment
- Furniture and Equipment
- Infrastructure

▪ Reserve Movements Report

This report provides summary details of transfers to and from reserve funds, and also associated interest earnings on reserve funds, on a full year basis.

Additional reports and/or charts are also provided as required to further supplement the information comprised within the statutory financial reports.

## COMMENTS ON FINANCIAL ACTIVITY TO 31 DECEMBER 2016

### Operating Activity

▪ Operating Revenue

As at 31 December 2016, there is a variance of -0.67% (-\$418K) in total operating revenue, with the following categories exceeding the 10% material variance threshold:

Description	Variance %	Variance \$000's
Other Revenue	+26%	+\$45
Interest Earnings	+38%	+\$557
Non-Operating Grants Subsidies and Contributions	-20%	-\$1,061
Profit on Asset Disposals	+103%	+\$10

### **Other Revenue (+\$45K)**

- Parking Control is ahead of year to date budget by +15k. This variance continues to increase on a month by month basis indicative of a permanent difference.
- Animal Control is favourable against budget by +\$3k. The variance has been decreasing over the last two months and is more than likely a timing difference.
- Busselton Transfer Station and Dunsborough Waste Facility are favourable against budget by +\$18k. This is due to sales of scrap and recyclable materials currently trending ahead of budget. Any variance is transferred to waste reserve at the end of the year with no impact to overall municipal surplus/(deficit) position.
- Busselton and Dunsborough Cemeteries currently +\$4k ahead of budget due to sale of memorialisation stock. This is expected to be a timing difference only.
- Receipts of unbudgeted long service leave amounting to +\$16k. The amount will be offset by a corresponding expenditure amount at the time the leave is taken, therefore no impact to the overall surplus/(deficit) position.
- Sale of Artworks +\$2k. These amounts result in a liability and expense being paid at a later date to the artist concerned. Therefore timing difference only
- Mayoral breakfast registration fees were +\$1k ahead of budget. Any excess funds resulting from the hosting of the breakfast are donated to charity and subsequently offset by an increase in expenditure.
- Public Relations sale of number plates are +\$1k ahead of budget. Based on the current trend it is likely this will exceed budget for the full year, however the trend has reduced in December.

- Bush Fire Acts fines and costs are -\$2k ahead of budget. Budget for the full year is \$45k against actual receipts to date of \$3k.
- Building Services is +\$2k ahead of budget due to sale of building lists to external third parties exceeding budget by the same amount. Based on current trends this will exceed budget for the full year.
- NCC Standpipe is -\$10k behind budget due to sale of water because of a timing difference. The budget assumed monthly receipts however they will be received bi-annually.
- Other Law, Order and Public Safety, local government act fines and costs is trending below budget by -\$6k. Likely to not meet full year budget targets based on actuals to date.

#### **Interest Earnings (+\$557K)**

- Interest on municipal funds +\$66k.
- Interest on reserve funds +\$57k.
- Interest on restricted funds +\$407k.
- Late payment interest on rates +\$27k.

#### **Non-Operating Grants, Subsidies and Contributions (-\$1,061K)**

- There are a number of items that make up the current year to date variance. All variances are timing related except:
  - Foreshore East Youth Precinct (Skate Park & Adventure Playground). An accrual was raised for a Lotterywest grant in the 2015/16 financial year equal to \$613k. In the 2016/17 financial year only \$480k has been received. This leaves a current budget shortfall of \$133k. The shortfall is subject to ongoing discussions between the City of Busselton and Lotterywest.

#### **Profit on Asset Disposals (+\$10K)**

- Sales of the CEO's Toyota Prado +\$12k. It was budgeted the vehicle would be sold at its book value but +\$12k more than budget was received.
- Fibreglass Water Leeder Tank +4k. This was an insurance receipt received equal to the replacement value of the tank broken, resulting in a profit on sale of +\$4k.
- Other smaller items not budgeted to be sold amounting to +\$6k which were unbudgeted.
- Offset against this is the sale of a number of items which are yet to occur or items that were budgeted to be sold at a profit and ended up being sold at a loss amounting to -\$12k.

#### ▪ Operating Expenditure

As at 31 December 2016, there is a variance of +5% (+\$1,472K) in total operating expenditure, with the following categories exceeding the 10% material variance threshold:

Description	Variance %	Variance \$000's
Materials and Contracts	+16%	+\$1,206
Utilities	+21%	+\$248
Other Expenditure	+26%	+\$409
Allocations	-20%	-\$211
Loss on Asset Disposals	-1,603%	-\$97

#### **Materials and Contracts (+\$1,206K)**

- By directorate, materials and contracts is showing the following variances at 31 December 2016;
  - Engineering and Works Services +\$678k
  - Community and Commercial Services +\$402k
  - Finance and Corporate Services +\$9K
  - Planning and Development Services +\$49k



- Executive Services +\$68K
- From a natural account perspective the variances are predominantly attributable to contractors +\$521k, Consultants +\$537k and Fuels, Oils and Grease +\$58k. Of those variances it is only Fuel, Oils and Grease that is likely to result in a permanent difference for the full year at this stage if fuel prices remain stable at current levels. This variance has however reduced over the last few months.

#### **Utilities (+\$248K)**

- The predominant variance for utilities relates to water +\$121k and electricity +\$123k. This variance is a timing variance related to the irregular way in which water and electricity invoices are received.

#### **Allocations (-\$211K)**

- This activity incorporates numerous internal accounting allocations. The first component is Activity Based Costing (ABC) allocations where allocations are based on actual costs. The second component is the overhead allocations whereby the monthly charges are based on budget. The -\$211k variance is a timing variance that reflects an under allocation at 31 December. It is expected this will correct by end of the financial year.

#### **Loss on Asset Disposals (-\$97K)**

- The loss on asset disposals relates to numerous items of plant and equipment sold in the first four months of the financial year. The loss represents the difference between the book value of the assets and the amounts received in cash for those assets sold. The variance of -\$97k is mostly considered permanent as it relates to items that were either budgeted to be sold at a profit or smaller items that were not budgeted to be sold.

#### **Capital Activity**

##### ▪ Capital Revenue

As at 31 December 2016, there is a variance of -34% (-\$12,685K) in total capital revenue, with the following categories exceeding the 10% material variance threshold:

<b>Description</b>	<b>Variance %</b>	<b>Variance \$000's</b>
Transfer from Reserves	-24%	-\$3,950
Transfer from Restricted Assets	-48%	-\$8,601
Proceeds from Sale of Assets	-47%	-\$123
Self-Supporting Loans	-24%	-\$11k

#### **Transfer from Reserves (-\$3,950K)**

- Timing difference relating to use of the Civic and Administration Centre Construction Reserve (-\$4,900K). Offset by an increase in use of Infrastructure Asset Renewal Reserve (+\$1,200k) for the same period. These are both timing in nature only.
- Community Development contribution reserve (-\$250K). Budget included \$250k spent on Milne Street Pavilion in November which has not yet occurred. This is timing in nature only and will correct by June 2017.

#### **Transfer from Restricted Assets (-\$8,601K)**

- Timing difference relating to use of Airport and Foreshore grants -\$15,000k and -\$3,000k relating to the foreshore works. No impact to net current position.
- Movement of Community and Rec Facilities +\$7,323k, Vasse Diversion Drain +\$383k, Drainage held in Restricted Assets +\$211k, Aged Housing +\$846k from restricted assets into reserves.

These movements were budgeted to occur in June 2017 but have occurred in October and are timing in nature only. No impact to net current position.

- Bonds and Deposits (+\$634k) not budgeted. Timing in nature only as held on behalf of other entities and individuals.

#### **Proceeds from Sale of Assets (-\$123K)**

- Proceeds from sale of assets, includes timing differences of -\$168k and permanent differences of +\$45k. Of the permanent differences, +\$12k relates to additional funds received for sale of Toyota Prado, +\$12k insurance refund for fibreglass water tank, +\$9k for Kawasaki Mule and the remainder being a number of smaller plant items or differences in budgeted proceeds and actuals proceeds received.

#### ▪ Capital Expenditure

As at 31 December 2016, there is a variance of 37% (+\$25,701K) in total capital expenditure, with the following categories exceeding the 10% material variance threshold:

<b>Description</b>	<b>Variance %</b>	<b>Variance \$000's</b>
Land and Buildings	+38%	+\$5,697
Plant and Equipment	+42%	+\$511
Furniture and Equipment	+68%	+\$571
Infrastructure	+73%	+\$23,352
Transfers to Restricted Assets	-606%	-\$3,758

The attachments to this report include detailed listings of the following capital expenditure (project) items, to assist in reviewing specific variances:

- Land and Buildings
- Plant and Equipment
- Furniture and Equipment
- Infrastructure

All capital expenditure variances are considered to be a timing adjustment at this time, with no impact expected against the net current position.

#### **Transfers to Restricted Assets (-\$3,758K)**

The transfers to restricted assets budget comprises an estimation of funds that could potentially be received during the financial year, primarily from developer contributions. Due to the nature of the category, the annual budget allocation is spread evenly throughout the financial year. The performance in this activity does not have any direct impact on the surplus/deficit position, as whilst recognised as operating revenue upon receipt, these funds are subsequently quarantined to restricted assets, essentially offsetting the initial transaction. Furthermore, the transfers to restricted assets category also include the payment of bonds and deposits, where no specific budget allocation is made for these funds.

The unfavourable financial year to date variance of -\$3,758k is primarily attributable to the receipt of Cash in Lieu – Parking -\$120k, Bonds and Deposit -\$84k receipt of interest in excess of budget attributable to the airport grant -\$572k and Unspent Loan funds -\$3,000k.

#### **Investment Report**

*Pursuant to the Council's Investment Policy, a report is to be provided to the Council on a monthly basis, detailing the investment portfolio in terms of performance and counterparty percentage*

*exposure of total portfolio. The report is also to provide details of investment income earned against budget, whilst confirming compliance of the portfolio with legislative and policy limits.*

As at 31 December 2016, the value of the City's invested funds totalled \$121.4M, decreasing from \$129.4M as at 1st December. The decrease is due to funds being used for operational purposes, including the Admin Building redevelopment and other major projects.

During the month of December \$8.0M in term deposit funds matured. Two deposits totalling \$3.5M were closed to meet operational cash requirements. A further two deposits totalling \$4.5M were renegotiated, for an average of 120 days at an average rate of 2.65% (down from 2.67% in November).

Having achieved the next contracted milestone, Airport funds in the amount of \$31M were transferred out of the WATC and into City control. Term Deposits totalling \$25M were opened at Westpac, NAB and ANZ banks at an average of 147 days at an average rate of \$2.7%. A further \$6M was deposited in the ANZ Cash Account as per Management instructions.

The balance of the 11am account (an intermediary account which offers immediate access to the funds compared to the term deposits and a higher rate of return compared to the cheque account) decreased by \$4.50M with the funds being used to meet operational cash requirements.

The RBA left official rates on hold during December and January. Future rate movements are unclear at this stage, with some institutions suggesting that the current bounce may be short lived and further cuts may be required during the coming year.

Please refer to Attachment B for further information.

## **CONCLUSION**

As at 31 December 2016, the City's financial performance is considered satisfactory. Whilst current variances exist in some operational areas, these are primarily due to timing differences, and if not timing are not material in nature or are transactions that have no direct impact on the Net Current Position. Trends identified that could lead to permanent differences will continue to be monitored in future periods to ensure corrective action is taken in a timely manner if required.

Whilst acknowledging capital is presently tracking below year to date budget estimates, this is also seen to be attributable to timing differences at this time. There continues to be no indication at this time of any material cost overruns on any capital items in this year's budget.

## **OPTIONS**

The Council may determine not to receive the statutory financial activity statement reports.

## **TIMELINE FOR IMPLEMENTATION OF OFFICER RECOMMENDATION**

Reports are received as at the date of the relevant Council meeting

## **OFFICER RECOMMENDATION**

That the Council receives the statutory financial activity statement reports for the period ending 31 December 2016, pursuant to Regulation 34(4) of the Local Government (Financial Management) Regulations.

City of Busselton

Statement of Financial Activity

For The Period Ending 31 December 2016

	2016/2017 Actual	2016/2017 Amended Budget YTD	2016/2017 Original Budget YTD	2016/2017 Amended Budget	2016/2017 Original Budget	2016/17 YTD Bud (A) Variance
	\$	\$	\$	\$	\$	%
<b>Revenue from Ordinary Activities</b>						
Rates	41,847,358	41,632,703	41,632,703	41,899,310	41,899,310	0.52%
Operating Grants, Subsidies and Contributions	2,402,167	2,440,707	2,267,725	5,156,217	4,861,121	-1.58%
Fees & Charges	10,709,884	10,854,474	10,854,474	15,598,955	15,598,955	-1.33%
Other Revenue	218,769	173,942	173,942	356,410	356,410	25.77%
Interest Earnings	2,009,933	1,452,576	1,452,576	2,542,850	2,542,850	38.37%
	<b>57,188,111</b>	<b>56,554,402</b>	<b>56,381,420</b>	<b>65,553,742</b>	<b>65,358,646</b>	<b>1.12%</b>
<b>Expenses from Ordinary Activities</b>						
Employee Costs	(13,628,625)	(14,062,659)	(14,062,659)	(27,868,335)	(27,838,725)	3.08%
Materials & Contracts	(6,440,996)	(7,647,068)	(7,647,068)	(15,765,869)	(15,575,365)	15.77%
Utilities (Gas, Electricity, Water etc)	(932,289)	(1,180,126)	(1,180,126)	(2,358,980)	(2,358,980)	21.00%
Depreciation on non-current assets	(8,366,389)	(7,800,812)	(7,800,812)	(15,715,050)	(15,715,050)	-7.25%
Insurance Expenses	(650,056)	(694,627)	(694,627)	(716,772)	(716,772)	6.42%
Other Expenditure	(1,183,499)	(1,592,661)	(1,592,661)	(3,099,864)	(3,099,864)	25.89%
Allocations	833,498	1,044,399	1,044,399	1,942,110	1,942,110	20.19%
	<b>(30,368,347)</b>	<b>(31,933,554)</b>	<b>(31,933,554)</b>	<b>(63,582,760)</b>	<b>(63,358,646)</b>	<b>4.90%</b>
<b>Borrowings Cost Expense</b>						
Interest Expenses	(623,256)	(626,968)	(626,968)	(1,318,330)	(1,318,330)	0.59%
	<b>(623,256)</b>	<b>(626,968)</b>	<b>(626,968)</b>	<b>(1,318,330)</b>	<b>(1,318,330)</b>	<b>0.59%</b>
Non-Operating Grants, Subsidies and Contributions	4,311,225	5,372,536	5,311,711	45,891,302	35,349,212	-19.75%
Profit on Asset Disposals	19,644	9,673	9,673	23,227	23,227	103.08%
Loss on Asset Disposals	(102,548)	(6,021)	(6,021)	(94,761)	(94,761)	-1603.17%
	<b>4,228,321</b>	<b>5,376,188</b>	<b>5,315,363</b>	<b>45,819,568</b>	<b>35,277,678</b>	<b>-21.35%</b>
<b>Net Result</b>	<b>30,424,829</b>	<b>29,370,068</b>	<b>29,136,261</b>	<b>46,472,220</b>	<b>35,859,348</b>	<b>3.59%</b>
<b>Adjustments for Non-cash Revenue &amp; Expenditure</b>						
Depreciation	8,366,389	7,800,812	7,800,812	15,715,050	15,715,050	
Donated Assets	0	0	0	(14,388,800)	(13,800,000)	
(Profit)/Loss on Sale of Assets	82,904	(3,652)	(3,652)	71,534	71,534	
Allocations & Other Adjustments	(2,080)	0	0	0	0	
Deferred Pensioner Movements	(22,893)	0	0	0	0	
Recording of Employee Entitlements (Provisions)	(13,176)	(13,176)	(13,176)	(26,356)	(26,356)	
Deposit & Bonds Movements (cash backed)	(497,016)	0	0	0	0	
<b>Capital Revenue &amp; (Expenditure)</b>						
Land & Buildings	(9,147,908)	(14,845,092)	(14,595,296)	(25,376,416)	(24,081,120)	38.38%
Plant & Equipment	(709,585)	(1,220,452)	(1,220,452)	(2,783,200)	(2,783,200)	41.86%
Furniture & Equipment	(266,476)	(837,529)	(837,529)	(1,924,422)	(1,910,597)	68.18%
Infrastructure	(8,786,960)	(32,139,359)	(32,167,630)	(75,422,807)	(66,504,042)	72.66%
Proceeds from Sale of Assets	141,071	265,000	265,000	609,000	609,000	-46.77%
Proceeds from New Loans	3,000,000	3,000,000	3,000,000	3,650,000	3,650,000	0.00%
Self Supporting Loans - Repayment of Principal	34,061	44,846	44,846	91,040	91,040	-24.05%
Total Loan Repayments - Principal	(959,257)	(965,120)	(965,120)	(2,089,302)	(2,089,302)	0.61%
Advances to Community Groups	0	(150,000)	(150,000)	(150,000)	(150,000)	100.00%
Transfer to Restricted Assets	(4,378,843)	(620,598)	(620,598)	(11,301,200)	(11,301,200)	-605.58%
Transfer from Restricted Assets	9,399,062	18,000,000	18,000,000	55,722,104	55,722,104	-47.78%
Transfer to Reserves	(20,083,156)	(19,255,153)	(19,255,153)	(25,302,389)	(25,302,389)	-4.30%
Transfer from Reserves	12,529,356	16,479,151	16,229,356	35,326,837	35,092,041	-23.97%
Opening Funds Surplus/ (Deficit)	1,178,089	1,178,089	1,178,089	1,178,089	1,178,089	
<b>Net Current Position - Surplus / (Deficit)</b>	<b>20,288,608</b>	<b>6,087,835</b>	<b>5,825,758</b>	<b>70,982</b>	<b>0</b>	

**City of Busselton**

**Net Current Position**

**For The Period Ending 31 December 2016**

	2016/17 Actual	2016/17 Amended Budget	2016/17 Original Budget	2015/16 Actual
	\$	\$	\$	\$
<b>NET CURRENT ASSETS</b>				
<b>CURRENT ASSETS</b>				
Cash - Unrestricted	8,536,811	2,067,602	1,996,620	3,251,577
Cash - Restricted	115,040,354	58,153,227	58,428,023	112,598,579
Sundry Debtors	1,170,783	1,600,000	1,600,000	2,501,984
Rates Outstanding - General	12,007,669	1,550,000	1,550,000	787,186
Stock on Hand	16,543	20,000	20,000	20,420
	<u>136,772,160</u>	<u>63,390,829</u>	<u>63,594,643</u>	<u>119,159,746</u>
<b>LESS: CURRENT LIABILITIES</b>				
Bank Overdraft	0	0	0	0
Sundry Creditors	1,443,198	5,166,620	5,166,620	5,383,078
Performance Bonds	1,928,732	2,425,748	2,425,748	2,425,748
	<u>3,371,930</u>	<u>7,592,368</u>	<u>7,592,368</u>	<u>7,808,826</u>
Current Position (inclusive of Restricted Funds)	133,400,230	55,798,461	56,002,275	111,350,920
Add: Cash Backed Liabilities (Deposits & Bonds)	1,928,732	2,425,748	2,425,748	2,425,748
Less: Cash - Restricted Funds	(115,040,354)	(58,153,227)	(58,428,023)	(112,598,579)
<b>NET CURRENT ASSET POSITION</b>	<u><u>20,288,608</u></u>	<u><u>70,982</u></u>	<u><u>0</u></u>	<u><u>1,178,089</u></u>

City of Bussetton

Capital Acquisition Report

Property, Plant & Equipment, Infrastructure

For the Period Ended 31 December 2016

Description	2016/17 Actual	2016/17 Amended Budget YTD	2016/17 Original Budget YTD	2016/17 Amended Budget	2016/17 Original Budget	2016/17 Budget YTD Variance
	\$	\$	\$	\$	\$	%
<b>&gt;&gt; Property, Plant &amp; Equipment</b>						
<b>Land</b>						
30610 Property Services Administration	0	50,000	50,000	300,000	300,000	-100.00%
31356 Airport Development	10,000	1,250,000	1,200,000	2,400,000	2,400,000	-99.17%
	10,000	1,250,000	1,250,000	2,500,000	2,500,000	-99.20%
<b>Buildings</b>						
<b>Major Projects</b>						
<b>Major Project - Bussetton Foreshore</b>						
89670 Forcshore East-Youth Precinct Community Youth Building/SISC	198,038	1,399,998	1,399,998	2,800,000	2,800,000	-85.45%
89583 Railway House	1,031,241	494,610	494,610	989,216	989,216	108.50%
89593 Milner Street Pavilion	223,064	1,063,264	833,468	1,876,736	1,626,540	-79.02%
89600 Old Bussetton Lighthouse	0	0	0	80,000	80,000	0.00%
	1,452,343	2,957,872	2,728,076	5,745,952	5,496,156	-50.90%
<b>Major Project - Administration Building</b>						
89010 Civic and Administration Centre Construction	7,354,900	9,899,994	9,899,994	14,498,715	14,498,715	-25.71%
	7,354,900	9,899,994	9,899,994	14,498,715	14,498,715	-25.71%
<b>Buildings (Other)</b>						
89104 Wilyrup Brigade Shed	33,000	33,000	33,000	33,000	33,000	0.00%
89111 Yallingup Rural Bush Fire Brigade	6,545	30,520	30,520	30,520	30,520	-78.55%
89112 Ambegate Bushfire Brigade Shed	0	0	0	123,307	123,307	0.00%
89113 Vasse Bushfire Brigade Appliance Bay Facility	0	0	0	45,500	0	0.00%
89300 Aged Housing Capital Improvements - Winderup	11,347	10,000	10,000	30,000	30,000	13.47%
89301 Aged Housing Capital Improvements - Harris Road	0	10,000	10,000	20,000	20,000	-100.00%
89302 Aged Housing Capital Improvements - Winderup Court (City)	0	20,000	20,000	40,000	40,000	-100.00%
89406 Bussetton Cemetery - Chapel	64	15,000	15,000	30,000	30,000	-99.37%
89531 GLC - Sports Hall	4,337	47,502	47,502	95,000	95,000	-90.87%
89539 GLC - Roof Repairs	83	21,348	21,348	42,700	42,700	-99.30%
89556 NCC Internal Refurbishment	28,080	18,498	18,498	37,000	37,000	62.13%
89566 GLC Pool Hall	12,521	19,698	19,698	39,400	39,400	-68.49%
89591 Performing Arts Convention Centre	35,881	0	0	100,000	100,000	0.00%
89594 Vasse Community Recreation Precinct - Changerooms & Toilet	0	207,546	207,546	415,100	415,100	-100.00%
89596 GLC Building Improvements	14,134	19,998	19,998	40,000	40,000	-29.42%
89598 Dunsborough Library	0	12,102	12,102	24,200	24,200	-100.00%
89599 Portable Toilets	28,094	0	0	20,000	20,000	0.00%
89601 Meedup Shed	0	10,000	10,000	10,000	10,000	-100.00%
89715 Airport Terminal Stage 1B	52,500	30,000	30,000	60,000	60,000	75.00%
89716 Airport Terminal Stage 2	0	0	0	1,000,000	0	0.00%
89802 Kook Caravan Park Ablutions Refurbishment	2,406	49,998	49,998	100,000	100,000	-95.19%
89804 Kook Park Home	75,214	119,520	119,520	171,022	171,022	-57.87%
89805 Kook Park Kitchen	0	17,496	17,496	35,000	35,000	-100.00%
89806 Kook Park Electrical Upgrade	25,000	45,000	45,000	90,000	90,000	-44.44%
	330,665	737,226	737,226	2,631,249	1,586,249	-55.15%
<b>Total Buildings</b>	<b>9,137,908</b>	<b>13,595,992</b>	<b>13,345,296</b>	<b>22,876,416</b>	<b>21,581,120</b>	<b>-32.79%</b>

City of Bussetton

Capital Acquisition Report

Property, Plant & Equipment, Infrastructure

For the Period Ended 31 December 2016

Description	2016/17 Actual	2016/17 Amended Budget YTD	2016/17 Original Budget YTD	2016/17 Amended Budget	2016/17 Original Budget	2016/17 Budget Variance
<b>Plant &amp; Equipment</b>						
10001 Office of the CEO	69,323	55,000	55,000	90,000	90,000	26,045
10115 Major Projects Administration	36,587	40,000	40,000	40,000	40,000	-8,288
10251 Business Systems	32,336	35,000	35,000	35,000	35,000	-5,906
10551 Geographic Leisure Centre	22,119	79,452	79,452	158,900	158,900	-72,166
10600 Kookaburra Caravan Park	0	28,000	28,000	28,000	28,000	-100,000
10805 Planning Administration	0	0	0	40,000	40,000	0,000
10910 Building Services	33,205	35,000	35,000	35,000	35,000	-5,128
10920 Environmental Health Services Administration	0	0	0	2,000	2,000	0,000
10922 Preventative Services - Mosquitoes	0	0	0	3,300	3,300	0,000
10950 Animal Control	0	0	0	50,000	50,000	0,000
10980 Other Law, Order & Public Safety	0	0	0	50,000	50,000	0,000
11101 Engineering Services Administration	26,072	40,000	40,000	40,000	40,000	-9,828
11207 Engineering Services Design	0	39,000	39,000	39,000	39,000	-100,000
11350 Asset Management Administration	12,739	35,000	35,000	35,000	35,000	-6,466
11351 Airport Operations	0	0	0	3,000	3,000	0,000
11360 Bussetton Jetty	1,727	0	0	0	0	0,000
11401 Transport - Workshop	6,985	0	0	5,000	5,000	0,000
11402 Plant Purchases (P10)	40,300	30,000	30,000	434,000	434,000	3,338
11403 Plant Purchases (P11)	78,454	395,000	395,000	571,000	571,000	-80,158
11404 Plant Purchases (P12)	270,252	400,000	400,000	1,089,000	1,089,000	-12,448
11500 Operations Services Administration	0	0	0	35,000	35,000	0,000
E1026 Yallingup Rural Bushfire Brigade	12,500	0	0	0	0	0,000
G0030 Bussetton Transfer Station	4,288	0	0	0	0	0,000
G0031 Dunsborough Waste Facility	31,040	0	0	0	0	0,000
	709,585	1,220,452	1,220,452	2,783,200	2,783,200	-41,868
<b>Furniture &amp; Office Equipment</b>						
10115 Major Projects Administration	0	40,002	40,002	80,000	80,000	-100,000
10251 Business Systems	145,149	189,498	189,498	379,000	379,000	-23,402
10380 Bussetton Library	8,200	11,670	11,670	11,670	11,670	-29,738
10381 Dunsborough Library	4,500	16,200	16,200	16,200	16,200	-74,698
10590 Naturalists Community Centre	5,373	15,487	15,487	15,487	15,487	-65,318
10591 Geographic Leisure Centre	1,627	34,422	34,422	68,840	68,840	-66,178
10616 Windleup Villas Aged Housing	0	3,000	3,000	6,000	6,000	-100,000
10617 Harris Road Aged Housing	0	1,750	1,750	3,500	3,500	-100,000
10625 Art Geo Administration	11,228	11,002	11,002	12,000	12,000	2,058
10900 Cultural Planning	20,000	64,500	64,500	116,500	116,500	-68,998
10920 Environmental Health Services Administration	0	0	0	1,400	1,400	0,000
11300 Sanitation Waste Services Administration	4,740	0	0	0	0	0,000
11400 Transport - Fleet Management	1,888	0	0	0	0	0,000
E1000 Administration Building- 2-16 Southern Drive	56,422	400,000	400,000	1,100,000	1,100,000	-65,898
E1357 Railway House	7,750	49,998	49,998	113,825	100,000	-84,506
	266,476	837,529	837,529	1,924,422	1,920,597	-68,188
<b>Sub-Total Property, Plant &amp; Equipment</b>	<b>10,123,920</b>	<b>16,901,073</b>	<b>16,653,277</b>	<b>30,984,038</b>	<b>28,774,917</b>	<b>-40,121</b>
<b>Infrastructure</b>						
<b>Major Project - Bussetton Foreshore</b>						
C0045 Bussetton Foreshore Stage 3: Goose Car Park	13,490	100,002	100,002	200,000	200,000	-86,510
C0046 Bussetton Foreshore Stage 3: Central Car Park	72,500	75,000	75,000	150,000	150,000	-3,338
C3064 Foreshore Central - Coastal Defences (Jetty to Geo. Bay Rd)	578	1,000,002	1,000,002	2,000,000	2,000,000	-99,948
C3107 Foreshore Central-Foreshore Promenade (Jetty to Geo Bay Rd)	14,748	550,002	550,002	1,100,000	1,100,000	-57,128
C3133 Bussetton Foreshore Contingency	0	45,348	45,348	90,700	90,700	-100,000
C3140 Foreshore Water Supply and Services (Utilities)	830,657	600,000	600,000	898,927	898,927	36,788
C3148 Bussetton Foreshore Stage 3: Foreshore Landscaping	52,864	199,998	199,998	400,000	400,000	-73,578
C3149 Bussetton Foreshore Stage 3: Remedial Works	8,908	25,002	25,002	50,000	50,000	-60,178
C3150 Bussetton Foreshore Stage 3: Toddler's Playground	4,500	86,502	86,502	173,000	173,000	-94,898
C3151 Bussetton Foreshore Stage 3: Jetty Way Pedestrian	634,443	277,512	277,512	555,030	555,030	128,628
C3152 Bussetton Foreshore Stage 3: Queen Street Abutment	0	250,002	250,002	500,000	500,000	-100,000
C3153 Bussetton Foreshore Stage 3: Pissum Park	57,805	100,002	100,002	200,000	200,000	-42,200
W0196 Bussetton Foreshore Stage 3: Foreshore Parade West	439,579	349,998	349,998	700,000	700,000	25,998
W0197 Bussetton Foreshore Stage 3: Queen St Upgrade	28,856	325,002	325,002	650,000	650,000	-91,128
	2,146,928	3,964,372	3,964,372	7,667,657	7,667,657	-46,048
<b>Major Project - Administration Building</b>						
C0043 Administration Building Carpark	0	122,502	122,502	245,000	245,000	-100,000
	0	122,502	122,502	245,000	245,000	-100,000

City of Busselton

Capital Acquisition Report

Property, Plant & Equipment, Infrastructure

For the Period Ended 31 December 2016

Description	2016/17 Actual	2016/17 Amended Budget YTD	2016/17 Original Budget YTD	2016/17 Amended Budget	2016/17 Original Budget	2016/17 Budget YTD Variance
<b>Busselton Jetty</b>						
C3500 Busselton Jetty Refurbishment	4,975	18,660	18,660	18,660	18,660	-73.34%
	4,975	18,660	18,660	18,660	18,660	-73.34%
<b>Footpaths Construction</b>						
F0018 Marine Terrace Footpath	3,538	57,498	57,498	115,000	115,000	-93.85%
F0059 Brown Street Footpaths	0	0	29,294	0	58,788	0.00%
F0063 Yallingup Footpath	285	15,842	15,840	31,682	31,682	-98.20%
F0066 Bussell Highway Footpath Sections	0	100,998	100,998	202,000	202,000	-100.00%
F0068 Freycinet Drive Access	11,736	21,000	21,000	42,000	42,000	-64.12%
F0069 Luke Way Gupin Street to David Drive	0	10,998	10,998	22,000	22,000	-100.00%
F0070 Strully Street Community Garden Access	87	10,002	10,002	20,000	20,000	-99.13%
F0071 Lou Weston Oval Shared Path	5,237	42,504	42,504	85,000	85,000	-87.68%
F0072 Alpha Road	0	28,273	0	113,092	0	-100.00%
	20,883	287,113	288,254	630,774	576,470	-92.73%
<b>Drainage Construction - Street</b>						
D0009 Busselton LIA - Geocatch Drain Partnership	0	15,000	15,000	30,000	30,000	-100.00%
D0010 Dunsborough / Busselton Drainage Upgrades	3,004	143,496	143,496	287,000	287,000	-97.93%
	3,004	158,496	158,496	317,000	317,000	-98.10%
<b>Car Parking Construction</b>						
C0035 Churchill Park Hardstand Area (Parking)	268	63,516	63,516	127,030	127,030	-99.58%
C0036 Lou Weston / King St Foreshore Car Parking	34,111	1,146	1,146	2,287	2,287	2876.49%
C0044 Meelup Coastal Nodes - Carpark upgrade	0	0	0	85,670	85,670	0.00%
C0047 Dunsborough Town Centre Carparking	60	0	0	1,350,000	1,350,000	0.00%
	34,438	64,662	64,662	1,564,987	1,564,987	-46.74%
<b>Bridges Construction</b>						
A0006 Roy Road - Bridge Construction - Bridge 3373A	0	0	0	60,000	60,000	0.00%
A0008 Layman Road Bridge - 3438	0	300,000	300,000	600,000	600,000	-100.00%
A0010 Queen Street Bridge 0240A	0	144,000	144,000	288,000	288,000	-100.00%
A0015 Melnicup Road Bridge - 3354	0	0	0	912,000	912,000	0.00%
A0020 Ludlow Hittesgreen Road Bridge - 3464	111,884	79,500	79,500	159,000	159,000	40.73%
	111,884	523,500	523,500	2,028,000	2,028,000	-78.63%
<b>Cycleways Construction</b>						
F1008 Busselton Bypass - Strully Street to Clydebank Avenue	0	0	27,150	0	54,304	0.00%
F1011 Navigation Way Amalgam Drive to Lanyard Boulevard	355	57,498	57,498	115,000	115,000	-99.38%
F1014 Busselton Bypass - Fairway to Kangaroo Gully	9,733	64,302	64,302	128,600	128,600	-84.86%
F1017 Busselton Bypass Cycleway (Clydebank to Grace Court)	1,980	112,494	112,494	225,000	225,000	-98.24%
F1018 Dunsborough Cycleway CBD to Our Lady of the Cape School	4,140	0	0	30,000	30,000	0.00%
	16,207	234,294	261,444	498,600	552,904	-93.08%
<b>Townscape Construction</b>						
C1024 Dunsborough Road Access Improvements Stage 1	624,034	246,000	246,000	492,000	492,000	153.67%
	624,034	246,000	246,000	492,000	492,000	153.67%
<b>Boat Ramp Construction</b>						
C1513 Port Geographe Boat Trailer Parking Layout Redevelopment	0	114,500	114,500	229,000	229,000	-100.00%
	0	114,500	114,500	229,000	229,000	-100.00%
<b>Beach Restoration</b>						
C2504 Groynes Construction	4,960	22,500	22,500	45,000	45,000	-77.96%
C2512 Sand Re-Nourishment	70,619	55,000	55,000	110,000	110,000	28.40%
C2520 Coastal Protection Works	2,536	12,498	12,498	25,000	25,000	-79.71%
C2522 King Street Seawall	0	152,500	152,500	305,000	305,000	-100.00%
	78,114	242,498	242,498	485,000	485,000	-67.79%



City of Bussetton

Capital Acquisition Report

Property, Plant & Equipment, Infrastructure

For the Period Ended 31 December 2016

Description	2016/17 Actual	2016/17 Amended Budget YTD	2016/17 Original Budget YTD	2016/17 Amended Budget	2016/17 Original Budget	2016/17 Budget YTD Variance
<b>Parks, Gardens &amp; Reserves</b>						
C2006 Playgrounds General - Replacement of playground equipment	0	17,502	17,502	35,000	35,000	-100.00%
C3014 Meeslop Park - Fire Access Trail	1,525	0	0	20,000	20,000	0.00%
C3040 Churchill Park - Install Synthetic Wicket	21,022	9,000	9,000	18,000	18,000	133.58%
C3046 Dunsborough - BMX / Skatebowl	31,256	13,200	13,200	26,396	26,396	136.79%
C3122 Rails to Trails	0	50,000	50,000	100,000	100,000	-100.00%
C3123 Geographie Leisure Centre - Landscaping	0	9,500	9,500	64,000	32,000	-100.00%
C3127 Whale Viewing Platform - Point Picquet	19,526	19,526	19,526	18,526	18,526	0.00%
C3130 Vasse Birchfields Bere	12,747	32,004	32,004	64,000	64,000	-60.17%
C3134 Vasse Community & Recreation Project - AFL Oval Stage 1	158,273	150,000	150,000	300,000	300,000	5.32%
C3136 Newtown Oval - Minor Upgrade of Existing Oval	0	4,872	4,872	9,745	9,745	-100.00%
C3143 NCC Infrastructure	259	6,552	6,552	13,100	13,100	-97.57%
C3145 Churchill Park Redevelopment - irrigation	1,432	152,502	152,502	305,000	305,000	-99.04%
C3146 Dunsborough Town Centre	62,283	25,002	25,002	50,000	50,000	149.12%
C3147 Dunsborough Foreshore - Extension to Mainline	28,468	75,000	75,000	150,000	150,000	-62.04%
C3154 Administration Building Landscaping Works	2,860	225,000	225,000	450,000	450,000	-98.73%
C3156 Meeslop Capital Works - Unallocated	5,682	0	0	40,000	40,000	0.00%
C3157 Port Geographie - Landscaping Layman Road	0	0	0	10,000	10,000	0.00%
C3158 Port Geographie - Casuarina Replacements on Layman Road	0	7,500	7,500	15,000	15,000	-100.00%
	345,231	797,160	797,160	1,689,767	1,657,767	-56.89%
<b>Cemetery Capital Works</b>						
C1605 Bussetton Cemetery Infrastructure Upgrades	19,749	15,000	15,000	30,000	30,000	31.66%
	19,749	15,000	15,000	30,000	30,000	31.66%
<b>Beach Front Infrastructure Works</b>						
C1753 Eagle Bay Viewing Platform	0	11,502	11,502	23,000	23,000	-100.00%
	0	11,502	11,502	23,000	23,000	-100.00%
<b>Aged Housing - Infrastructure Works</b>						
C3451 Aged Housing Infrastructure (Upgrade)	0	20,000	20,000	20,000	20,000	-100.00%
	0	20,000	20,000	20,000	20,000	-100.00%
<b>Sanitation Infrastructure</b>						
C3479 New Cell Development	67,720	435,000	435,000	870,000	870,000	-84.43%
C3481 Transfer Station Development	2,301,897	1,139,112	1,139,112	2,278,223	2,278,223	102.04%
C3485 Site Rehabilitation - Bussetton	102,614	124,998	124,998	250,000	250,000	-17.91%
C3487 Site Rehabilitation - Dunsborough	15,758	75,000	75,000	150,000	150,000	-78.99%
C3488 Bussetton Transfer Station Provision of Scheme Water	3,265	199,998	199,998	400,000	400,000	-98.17%
	2,490,853	1,974,108	1,974,108	3,948,223	3,948,223	26.18%
<b>Airport Development</b>						
O6090 Parks & Gardens Airport Stage 2	0	172,500	172,500	345,000	345,000	-100.00%
O6091 Airport Construction Stage 2, Noise Management Plan	0	497,004	497,004	994,000	994,000	-100.00%
O6092 Airport Construction Stage 2, Airfield	0	12,499,998	12,499,998	33,779,765	25,000,000	-100.00%
O6093 Airport Construction Stage 2, Car Park & Access Roads	0	2,850,000	2,850,000	5,700,000	5,700,000	-100.00%
O6094 Airport Construction Stage 2, Jet Fuel	0	210,000	210,000	420,000	420,000	-100.00%
O6095 Airport Construction Stage 2, External Services	6,000	2,300,004	2,300,004	4,600,000	4,600,000	-99.74%
O6097 Airport Construction Stage 1B, Jet Fuel	0	307,332	307,332	614,659	614,659	-100.00%
O6099 Airport Development - Project Expenses	653,429	735,334	735,334	1,468,107	1,468,107	-11.24%
	658,429	19,572,172	19,572,172	47,822,531	39,542,766	-96.63%

City of Bussetton

Capital Acquisition Report

Property, Plant & Equipment, Infrastructure

For the Period Ended 31 December 2016

Description	2016/17 Actual	2016/17 Amended Budget YTD	2016/17 Original Budget YTD	2016/17 Amended Budget	2016/17 Original Budget	2016/17 Budget YTD Variance
<b>Main Roads</b>						
S0035 Strelly Street	0	80,064	80,064	160,128	160,128	-100.00%
S0036 Tuam Drive	302	105,000	105,000	210,000	210,000	-99.73%
S0049 Lymman Road	1,072	379,000	379,000	758,000	758,000	-99.73%
S0051 Caseway Road	25,674	75,000	75,000	150,000	150,000	-65.77%
S0064 Peel Terrace	5,078	216,858	216,858	433,719	433,719	-97.66%
S0065 Metricsup Road	0	120,000	120,000	240,000	240,000	-100.00%
S0066 Queen Street	0	0	0	75,000	0	0.00%
S0080 Earnings Road	10,743	7,998	7,998	16,000	16,000	34.32%
S0304 Hale Street	0	36,498	36,498	73,000	73,000	-100.00%
S0305 Kempton Place	271	22,002	22,002	44,000	44,000	-98.77%
S0306 Moore Street	120	21,498	21,498	43,000	43,000	-99.44%
S0307 Redwood Close	0	7,998	7,998	16,000	16,000	-100.00%
S0308 Ringtail Retreat	1,000	18,000	18,000	36,000	36,000	-94.44%
S0309 Rivergum Place	0	13,002	13,002	26,000	26,000	-100.00%
S0310 Walkaby Gardens	120	15,000	15,000	30,000	30,000	-99.20%
S0311 Waratah Court	120	8,502	8,502	17,000	17,000	-98.59%
S0312 Whistler Cove	0	7,002	7,002	14,000	14,000	-100.00%
S0313 Cummins Court	120	7,614	7,614	15,228	15,228	-98.42%
	44,617	1,187,036	1,187,036	2,381,070	2,274,070	-96.08%
<b>Roads to Recovery</b>						
T0016 Puzey Road	977,593	655,764	655,764	1,311,526	1,311,526	49.08%
T0063 Tom Lukity Drive	387,445	521,502	521,502	1,043,000	1,043,000	-25.71%
T0073 Hammond Road	147,757	58,500	58,500	117,000	117,000	152.98%
T0074 Maxted Street	162,655	80,502	80,502	161,000	161,000	102.05%
T0075 Pelican Place	16,131	21,498	21,498	43,000	43,000	68.07%
T0076 Roberts Road	67,376	64,002	64,002	128,000	128,000	5.27%
	1,778,957	1,401,768	1,401,768	2,803,526	2,803,526	26.91%
<b>Council Roads Initiative</b>						
W0005 Kaloerup Road	3,807	84,000	84,000	168,000	168,000	-95.47%
W0019 Marine Terrace	843	51,504	51,504	103,000	103,000	-99.13%
W0038 Bus Bays & Shelters	10,345	1,880	1,880	3,760	3,720	456.18%
W0032 Chamber Road	0	28,998	28,998	58,000	58,000	-100.00%
W0044 Brush Road Yallingup	42,187	23,496	23,496	47,000	47,000	79.55%
W0080 Bussell Highway	76,257	13,464	13,464	26,928	26,928	466.38%
W0100 Peel Terrace	0	13,002	13,002	26,000	26,000	-100.00%
W0128 Worgan Road	40,841	39,114	39,114	78,228	78,228	4.41%
W0135 Bussell Highway - Norman Road Broadwater Intersection	25,946	16,680	16,680	33,359	33,359	55.97%
W0136 DWP Issues District ACRDD Bays, ramps, signs etc	6,758	22,500	22,500	45,000	45,000	-69.96%
W0150 Roe Terrace Bussetton	0	20,004	20,004	40,000	40,000	-100.00%
W0159 David Drive Geographe	0	14,502	14,502	29,000	29,000	-100.00%
W0174 Owen Road	6,879	13,986	13,986	27,980	27,980	-50.82%
W0175 Scott Road	19,974	22,500	22,500	45,000	45,000	-11.23%
W0176 Signage (Alternate CRD Entry)	0	30,000	30,000	60,000	60,000	-100.00%
W0177 Strelly Street	0	30,000	30,000	60,000	60,000	-100.00%
W0178 Tompsett Road	7,816	28,798	28,798	57,596	57,596	-72.48%
W0179 Anthony Road	92	18,498	18,498	37,000	37,000	-99.50%
W0180 Beach Road	0	39,006	39,006	78,000	78,000	-100.00%
W0181 Blue Crescent	0	84,000	84,000	168,000	168,000	-100.00%
W0182 Capel-Tutsumup	0	39,000	39,000	78,000	78,000	-100.00%
W0183 Carter Road	18,196	215,502	215,502	431,000	431,000	-91.96%
W0185 Elggood Avenue	843	33,000	33,000	66,000	66,000	-97.45%
W0186 Grant Street	212	21,996	21,996	44,000	44,000	-99.04%
W0187 Luke Way	120	17,502	17,502	35,000	35,000	-99.31%
W0188 Macbeth Way	212	17,004	17,004	34,000	34,000	-98.75%
W0189 Melville Court	212	19,998	19,998	40,000	40,000	-98.94%
W0190 Miamup Road	16,977	109,998	109,998	220,000	220,000	-84.57%
W0191 Queen / Albert & West St / Bussell Left Turn Upgrades	54,768	37,500	37,500	75,000	75,000	46.05%
W0192 Valley Road	1,182	24,996	24,996	50,000	50,000	-95.27%
W0193 Wardenup Crescent	68,765	22,506	22,506	45,000	45,000	205.54%
W0194 William Place	364	18,000	18,000	36,000	36,000	-97.98%
W0195 Yallingup Beach Road	1,335	14,502	14,502	29,000	29,000	-90.79%
W0198 Senior Citizens Access Road (Peel Tce)	0	28,998	28,998	58,000	58,000	-100.00%
W0199 Roe Tce (Banbury to Frederick) Unconstructed Road Reserve	227	10,002	10,002	20,000	20,000	-97.73%
	404,658	1,214,016	1,214,016	2,428,012	2,428,012	-66.67%
<b>Sub-Total Infrastructure</b>	<b>8,786,960</b>	<b>32,139,359</b>	<b>32,167,630</b>	<b>75,422,807</b>	<b>66,504,042</b>	<b>-72.66%</b>
<b>Grand Total - Capital Acquisitions</b>	<b>18,910,930</b>	<b>49,042,432</b>	<b>48,820,907</b>	<b>105,506,843</b>	<b>95,278,959</b>	

**City of Bussetton**

**Reserves Movement Report**

For The Period Ending 31 December 2016

	2016/2017 Actual	2016/2017 Amended Budget YTD	2016/2017 Original Budget YTD	2016/2017 Amended Budget	2016/2017 Original Budget	2015/2016 Actual
	\$	\$	\$	\$	\$	\$
<b>100 Airport Infrastructure Renewal and Replacement Reserve</b>						
Accumulated Reserves at Start of Year	940,036.19	940,036.19	940,036.19	940,036.19	940,036.19	459,285.18
Interest transfer to Reserves	13,998.68	12,426.09	12,426.00	24,852.00	24,852.00	21,759.92
Transfer from Muni	214,008.00	214,008.00	214,008.00	428,012.00	428,012.00	501,621.21
Transfer to Muni	0.00	0.00	0.00	(42,630.00)	(42,630.00)	(42,630.12)
	<u>1,168,042.87</u>	<u>1,166,470.19</u>	<u>1,166,470.19</u>	<u>1,350,270.19</u>	<u>1,350,270.19</u>	<u>940,036.19</u>
<b>101 Asset Depreciation Reserve</b>						
Accumulated Reserves at Start of Year	2,573,603.88	2,573,603.88	2,573,603.88	2,573,603.88	2,573,603.88	2,546,023.36
Interest transfer to Reserves	0.00	0.00	0.00	0.00	0.00	72,401.89
Transfer to Muni	(2,573,603.88)	(2,573,603.88)	(2,573,603.88)	(2,573,603.88)	(2,573,603.88)	(44,821.37)
	<u>0.00</u>	<u>0.00</u>	<u>0.00</u>	<u>0.00</u>	<u>0.00</u>	<u>2,573,603.88</u>
<b>102 Beach Protection Reserve</b>						
Accumulated Reserves at Start of Year	1,768,390.03	1,768,390.03	1,768,390.03	1,768,390.03	1,768,390.03	1,494,337.28
Interest transfer to Reserves	23,407.09	24,612.00	24,612.00	49,224.00	49,224.00	51,149.12
Transfer from Muni	226,860.00	226,860.00	226,860.00	453,720.00	453,720.00	444,000.00
Transfer to Muni	0.00	0.00	0.00	(447,500.00)	(447,500.00)	(221,096.37)
	<u>2,018,657.12</u>	<u>2,019,862.03</u>	<u>2,019,862.03</u>	<u>1,823,834.03</u>	<u>1,823,834.03</u>	<u>1,768,390.03</u>
<b>107 Corporate IT System Programme</b>						
Accumulated Reserves at Start of Year	132,062.14	132,062.14	132,062.14	132,062.14	132,062.14	128,259.45
Interest transfer to Reserves	1,653.57	1,956.00	1,956.00	3,912.00	3,912.00	3,802.69
	<u>133,715.71</u>	<u>134,018.14</u>	<u>134,018.14</u>	<u>135,974.14</u>	<u>135,974.14</u>	<u>132,062.14</u>
<b>110 Jetty Maintenance Reserve</b>						
Accumulated Reserves at Start of Year	2,306,653.49	2,306,653.49	2,306,653.49	2,306,653.49	2,306,653.49	2,094,712.96
Interest transfer to Reserves	26,631.36	29,142.00	29,142.00	58,284.00	58,284.00	76,168.46
Transfer from Muni	346,859.22	366,860.00	366,860.00	1,182,454.00	1,182,454.00	1,154,259.75
Transfer to Muni	0.00	0.00	0.00	(622,870.00)	(622,870.00)	(1,018,487.68)
	<u>2,700,144.07</u>	<u>2,702,655.49</u>	<u>2,702,655.49</u>	<u>2,934,521.49</u>	<u>2,934,521.49</u>	<u>2,306,653.49</u>
<b>111 Legal Expenses Reserve</b>						
Accumulated Reserves at Start of Year	530,592.71	530,592.71	530,592.71	530,592.71	530,592.71	309,205.83
Interest transfer to Reserves	6,647.64	7,836.00	7,836.00	15,672.00	15,672.00	10,742.38
Transfer from Muni	0.00	0.00	0.00	0.00	0.00	210,644.50
	<u>537,240.35</u>	<u>538,428.71</u>	<u>538,428.71</u>	<u>546,264.71</u>	<u>546,264.71</u>	<u>530,592.71</u>

**City of Bussetton**

**Reserves Movement Report**

For The Period Ending 31 December 2016

	2016/2017 Actual	2016/2017 Amended Budget YTD	2016/2017 Original Budget YTD	2016/2017 Amended Budget	2016/2017 Original Budget	2015/2016 Actual
	\$	\$	\$	\$	\$	\$
<b>112 Long Service Leave Reserve</b>						
Accumulated Reserves at Start of Year	2,604,471.00	2,604,471.00	2,604,471.00	2,604,471.00	2,604,471.00	2,204,037.00
Interest transfer to Reserves	0.00	0.00	0.00	0.00	0.00	67,434.94
Transfer from Muni	0.00	0.00	0.00	0.00	0.00	596,880.23
Transfer to Muni	(2,604,471.00)	(2,604,471.00)	(2,604,471.00)	(2,604,471.00)	(2,604,471.00)	(263,871.15)
	0.00	0.00	0.00	0.00	0.00	2,604,471.00
<b>114 City Car Parking and Access Reserve</b>						
Accumulated Reserves at Start of Year	427,856.90	427,856.90	427,856.90	427,856.90	427,856.90	198,114.86
Interest transfer to Reserves	6,631.45	6,324.00	6,324.00	12,648.00	12,648.00	12,628.28
Transfer from Muni	204,012.00	204,012.00	204,012.00	408,020.00	408,020.00	379,363.00
Transfer to Muni	0.00	0.00	0.00	(804,170.00)	(804,170.00)	(142,249.24)
	638,500.35	638,192.90	638,192.90	44,354.90	44,354.90	427,856.90
<b>115 Plant Replacement Reserve</b>						
Accumulated Reserves at Start of Year	2,810,578.75	2,810,578.75	2,810,578.75	2,810,578.75	2,810,578.75	2,425,054.89
Interest transfer to Reserves	37,246.90	41,382.00	41,382.00	82,764.00	82,764.00	81,917.52
Transfer from Muni	274,998.00	274,998.00	274,998.00	550,000.00	550,000.00	702,330.00
Transfer to Muni	0.00	0.00	0.00	(1,134,000.00)	(1,134,000.00)	(398,723.66)
	3,122,823.65	3,126,958.75	3,126,958.75	2,309,342.75	2,309,342.75	2,810,578.75
<b>116 Professional Development Reserve</b>						
Accumulated Reserves at Start of Year	77,905.02	77,905.02	77,905.02	77,905.02	77,905.02	74,230.77
Interest transfer to Reserves	0.00	0.00	0.00	0.00	0.00	3,017.55
Transfer from Muni	0.00	0.00	0.00	0.00	0.00	60,000.00
Transfer to Muni	(77,905.02)	(77,905.02)	(77,905.02)	(77,905.02)	(77,905.02)	(59,017.55)
	0.00	0.00	0.00	0.00	0.00	77,905.02
<b>117 Road Asset Renewal Reserve</b>						
Accumulated Reserves at Start of Year	328,823.05	328,823.05	328,823.05	328,823.05	328,823.05	118,257.47
Interest transfer to Reserves	0.00	0.00	0.00	0.00	0.00	22,434.25
Transfer from Muni	0.00	0.00	0.00	0.00	0.00	1,101,785.00
Transfer to Muni	(328,823.05)	(328,823.05)	(328,823.05)	(328,823.05)	(328,823.05)	(913,643.67)
	0.00	0.00	0.00	0.00	0.00	328,823.05
<b>119 Sick Pay Incentive Reserve</b>						
Accumulated Reserves at Start of Year	144,552.59	144,552.59	144,552.59	144,552.59	144,552.59	143,876.51
Interest transfer to Reserves	0.00	0.00	0.00	0.00	0.00	3,381.67
Transfer from Muni	0.00	0.00	0.00	0.00	0.00	3,627.42
Transfer to Muni	(144,552.59)	(144,552.59)	(144,552.59)	(144,552.59)	(144,552.59)	(6,333.01)
	0.00	0.00	0.00	0.00	0.00	144,552.59
<b>120 Strategic Projects Reserve</b>						
Accumulated Reserves at Start of Year	216,612.01	216,612.01	216,612.01	216,612.01	216,612.01	185,993.80
Interest transfer to Reserves	2,829.77	3,204.00	3,204.00	6,408.00	6,408.00	5,618.21
Transfer from Muni	12,498.00	12,498.00	12,498.00	25,000.00	25,000.00	25,000.00
Transfer to Muni	0.00	0.00	0.00	(60,000.00)	(60,000.00)	0.00
	231,939.78	232,314.01	232,314.01	188,020.01	188,020.01	216,612.01

**City of Busselton**

**Reserves Movement Report**

For The Period Ending 31 December 2016

	2016/2017 Actual	2016/2017 Amended Budget YTD	2016/2017 Original Budget YTD	2016/2017 Amended Budget	2016/2017 Original Budget	2015/2016 Actual
	\$	\$	\$	\$	\$	\$
<b>121 Waste Management Facility and Plant Reserve</b>						
Accumulated Reserves at Start of Year	7,613,254.10	7,613,254.10	7,613,254.10	7,613,254.10	7,613,254.10	8,124,418.23
Interest transfer to Reserves	97,898.90	82,842.00	82,842.00	165,684.00	165,684.00	288,437.31
Transfer from Muni	1,529,910.00	1,529,910.00	1,529,910.00	3,059,810.00	3,059,810.00	2,626,835.44
Transfer to Muni	0.00	0.00	0.00	(4,438,723.00)	(4,438,723.00)	(1,436,446.88)
	9,341,063.00	9,226,006.10	9,226,006.10	6,399,025.10	6,399,025.10	7,613,254.10
<b>122 Port Geographe Development Reserve</b>						
Accumulated Reserves at Start of Year	1,654,121.43	1,654,121.43	1,654,121.43	1,654,121.43	1,654,121.43	569,370.66
Interest transfer to Reserves	20,708.59	24,378.00	24,378.00	48,756.00	48,756.00	24,679.87
Transfer from Muni	0.00	0.00	0.00	0.00	0.00	1,066,000.00
Transfer to Muni	0.00	0.00	0.00	(245,510.00)	(245,510.00)	(5,929.10)
	1,674,830.02	1,678,499.43	1,678,499.43	1,457,367.43	1,457,367.43	1,654,121.43
<b>123 Port Geographe Waterways Management Reserve (SAR)</b>						
Accumulated Reserves at Start of Year	3,454,443.12	3,454,443.12	3,454,443.12	3,454,443.12	3,454,443.12	3,265,183.14
Interest transfer to Reserves	44,059.57	51,120.00	51,120.00	102,240.00	102,240.00	98,070.29
Transfer from Muni	85,422.00	85,422.00	85,422.00	170,847.00	170,847.00	391,189.69
Transfer to Muni	0.00	0.00	0.00	(105,000.00)	(105,000.00)	(900,000.00)
	3,583,924.69	3,590,985.12	3,590,985.12	3,422,530.12	3,422,530.12	3,454,443.12
<b>124 Workers Compensation Contingency Reserve</b>						
Accumulated Reserves at Start of Year	273,142.25	273,142.25	273,142.25	273,142.25	273,142.25	265,277.30
Interest transfer to Reserves	3,598.53	4,044.00	4,044.00	8,088.00	8,088.00	7,864.95
Transfer from Muni	20,400.00	20,400.00	20,400.00	40,800.00	40,800.00	0.00
Transfer to Muni	0.00	0.00	0.00	(20,000.00)	(20,000.00)	0.00
	297,140.78	297,586.25	297,586.25	302,030.25	302,030.25	273,142.25
<b>126 Provenge Landscape Maintenance Reserve (SAR)</b>						
Accumulated Reserves at Start of Year	835,855.66	835,855.66	835,855.66	835,855.66	835,855.66	676,765.29
Interest transfer to Reserves	11,175.88	12,246.00	12,246.00	24,492.00	24,492.00	22,654.23
Transfer from Muni	72,594.00	72,594.00	72,594.00	145,190.00	145,190.00	136,436.14
Transfer to Muni	0.00	0.00	0.00	(117,120.00)	(117,120.00)	0.00
	919,625.54	920,695.66	920,695.66	888,417.66	888,417.66	835,855.66
<b>127 Infrastructure Development Reserve</b>						
Accumulated Reserves at Start of Year	2,007,644.66	2,007,644.66	2,007,644.66	2,007,644.66	2,007,644.66	2,311,812.74
Interest transfer to Reserves	23,529.29	36,918.00	36,918.00	73,836.00	73,836.00	74,547.89
Transfer from Muni	269,082.00	269,082.00	269,082.00	538,171.00	538,171.00	633,740.00
Transfer to Muni	0.00	0.00	0.00	(804,945.00)	(804,945.00)	(1,012,455.97)
	2,300,255.95	2,313,644.66	2,313,644.66	1,814,706.66	1,814,706.66	2,007,644.66
<b>128 Vasse Newtown Landscape Maintenance Reserve (SAR)</b>						
Accumulated Reserves at Start of Year	470,759.51	470,759.51	470,759.51	470,759.51	470,759.51	406,921.35
Interest transfer to Reserves	6,260.34	6,864.00	6,864.00	13,728.00	13,728.00	14,524.93
Transfer from Muni	80,244.00	80,244.00	80,244.00	160,489.00	160,489.00	152,009.48
Transfer to Muni	0.00	0.00	0.00	(273,785.00)	(273,785.00)	(102,696.25)
	557,263.85	557,867.51	557,867.51	371,191.51	371,191.51	470,759.51

**City of Bussetton**

**Reserves Movement Report**

For The Period Ending 31 December 2016

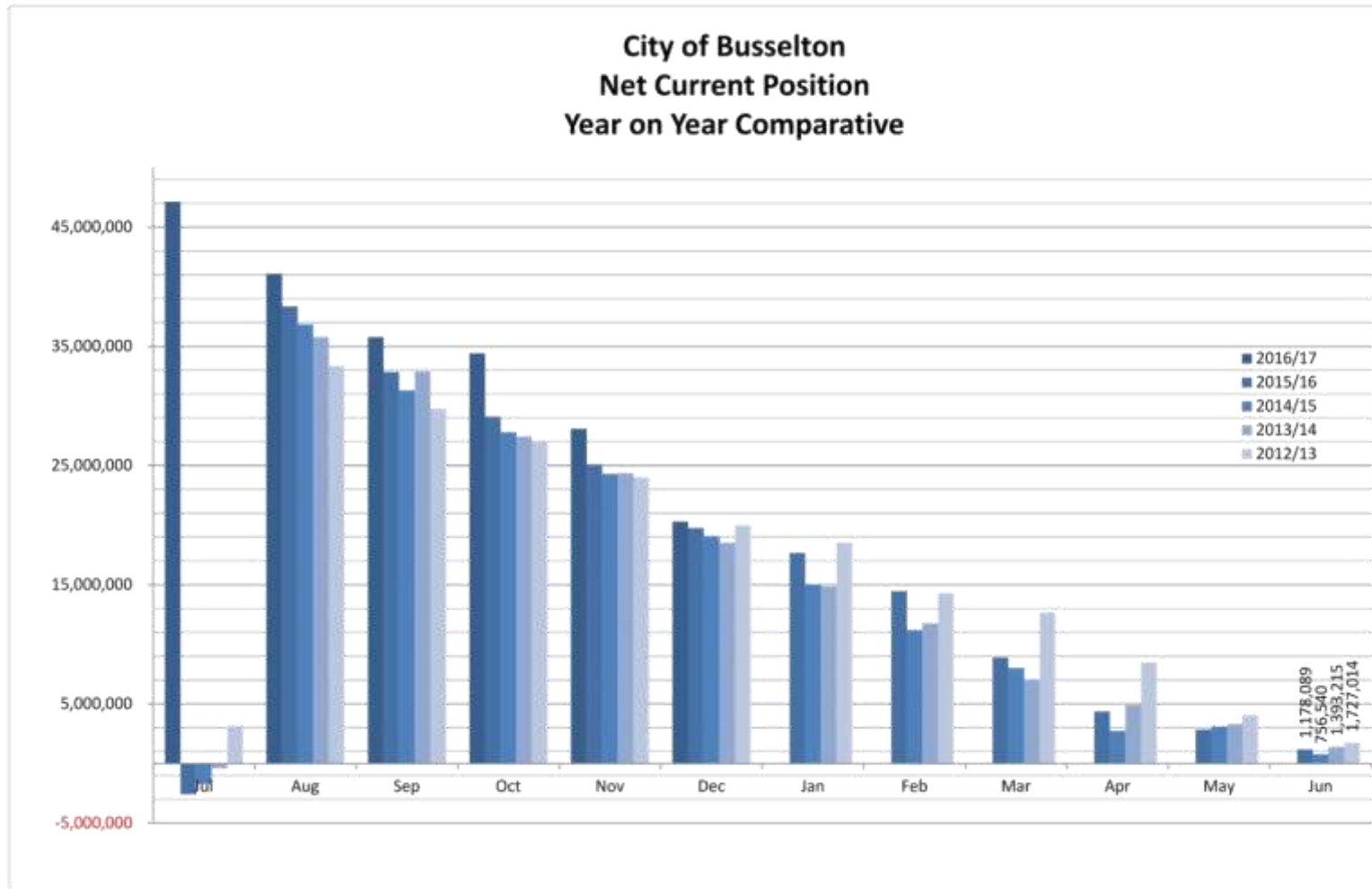
	2016/2017 Actual	2016/2017 Amended Budget YTD	2016/2017 Original Budget YTD	2016/2017 Amended Budget	2016/2017 Original Budget	2015/2016 Actual
	\$	\$	\$	\$	\$	\$
<b>129 Untied Grants Reserve</b>						
Accumulated Reserves at Start of Year	0.00	0.00	0.00	0.00	0.00	1,109,692.00
Transfer to Muni	0.00	0.00	0.00	0.00	0.00	(1,109,692.00)
	<u>0.00</u>	<u>0.00</u>	<u>0.00</u>	<u>0.00</u>	<u>0.00</u>	<u>0.00</u>
<b>130 Locke Estate Reserve</b>						
Accumulated Reserves at Start of Year	64,000.00	64,000.00	64,000.00	64,000.00	64,000.00	0.00
Interest transfer to Reserves	1,051.91	888.00	888.00	1,776.00	1,776.00	0.00
Transfer from Muni	0.00	0.00	0.00	60,000.00	60,000.00	64,000.00
	<u>65,051.91</u>	<u>64,888.00</u>	<u>64,888.00</u>	<u>125,776.00</u>	<u>125,776.00</u>	<u>64,000.00</u>
<b>131 Bussetton Community Resource Centre</b>						
Accumulated Reserves at Start of Year	92,178.36	92,178.36	92,178.36	92,178.36	92,178.36	63,513.21
Interest transfer to Reserves	1,284.10	1,150.00	1,150.00	2,700.00	2,700.00	2,384.46
Transfer from Muni	13,512.00	13,512.00	13,512.00	27,020.00	27,020.00	28,280.29
	<u>106,974.46</u>	<u>107,040.36</u>	<u>107,040.36</u>	<u>121,898.36</u>	<u>121,898.36</u>	<u>92,178.36</u>
<b>132 CBD Enhancement Reserve</b>						
Accumulated Reserves at Start of Year	50,404.28	50,404.28	50,404.28	50,404.28	50,404.28	14,489.92
Interest transfer to Reserves	794.79	744.00	744.00	1,488.00	1,488.00	1,114.36
Transfer from Muni	17,400.00	17,400.00	17,400.00	34,800.00	34,800.00	34,800.00
	<u>68,599.07</u>	<u>68,548.28</u>	<u>68,548.28</u>	<u>86,692.28</u>	<u>86,692.28</u>	<u>50,404.28</u>
<b>133 Election, Valuation and Corporate Expenses Reserve</b>						
Accumulated Reserves at Start of Year	174,169.07	174,169.07	174,169.07	174,169.07	174,169.07	35,798.78
Interest transfer to Reserves	3,011.36	2,574.00	2,574.00	5,148.00	5,148.00	3,475.49
Transfer from Muni	87,210.00	87,210.00	87,210.00	174,420.00	174,420.00	206,000.00
Transfer to Muni	0.00	0.00	0.00	(72,000.00)	(72,000.00)	(71,105.20)
	<u>264,390.43</u>	<u>263,953.07</u>	<u>263,953.07</u>	<u>281,737.07</u>	<u>281,737.07</u>	<u>174,169.07</u>
<b>134 Civic and Administration Centre Construction Reserve</b>						
Accumulated Reserves at Start of Year	12,782,915.12	12,782,915.12	12,782,915.12	12,782,915.12	12,782,915.12	18,501,923.83
Interest transfer to Reserves	119,903.97	146,136.00	146,136.00	194,850.00	194,850.00	466,956.22
Transfer to Muni	(5,600,000.00)	(10,500,000.00)	(10,500,000.00)	(12,977,765.00)	(12,977,765.00)	(6,185,966.93)
	<u>7,302,819.09</u>	<u>2,429,051.12</u>	<u>2,429,051.12</u>	<u>0.12</u>	<u>0.12</u>	<u>12,782,915.12</u>
<b>136 Airport Marketing Reserve</b>						
Accumulated Reserves at Start of Year	196,000.00	196,000.00	196,000.00	196,000.00	196,000.00	0.00
Interest transfer to Reserves	1,221.45	2,238.00	2,238.00	4,476.00	4,476.00	0.00
Transfer from Muni	0.00	0.00	0.00	0.00	0.00	196,000.00
	<u>197,221.45</u>	<u>198,238.00</u>	<u>198,238.00</u>	<u>200,476.00</u>	<u>200,476.00</u>	<u>196,000.00</u>
<b>Various Building Asset Renewal Reserve</b>						
Accumulated Reserves at Start of Year	1,493,038.06	1,493,038.06	1,493,038.06	1,493,038.06	1,493,038.06	1,499,407.33
Interest transfer to Reserves	18,391.58	23,034.00	23,034.00	46,068.00	46,068.00	48,784.11
Transfer from Muni	119,667.77	119,667.77	119,667.77	119,667.77	119,667.77	500,000.00
Transfer to Muni	0.00	0.00	0.00	(408,022.00)	(408,022.00)	(465,153.58)
	<u>1,631,097.41</u>	<u>1,635,739.83</u>	<u>1,635,739.83</u>	<u>1,250,751.83</u>	<u>1,250,751.83</u>	<u>1,493,038.06</u>

**City of Busselton**

**Reserves Movement Report**

For The Period Ending 31 December 2016

	2016/2017 Actual	2016/2017 Amended Budget YTD	2016/2017 Original Budget YTD	2016/2017 Amended Budget	2016/2017 Original Budget	2015/2016 Actual
	\$	\$	\$	\$	\$	\$
<b>Various Community Development Contribution Reserve</b>						
Interest transfer to Reserves	86,341.30	0.00	0.00	0.00	0.00	0.00
Transfer from Muni	7,925,215.90	7,364,543.94	7,364,543.94	7,964,543.94	7,564,543.94	0.00
Transfer to Muni	0.00	(249,796.00)	0.00	(2,302,871.00)	(2,053,075.00)	0.00
	<u>8,011,557.20</u>	<u>7,114,747.94</u>	<u>7,364,543.94</u>	<u>5,661,672.94</u>	<u>5,511,468.94</u>	<u>0.00</u>
<b>Various Busselton Area Drainage and Waterways Improvement Reserve</b>						
Interest transfer to Reserves	6,728.61	0.00	0.00	0.00	0.00	0.00
Transfer from Muni	594,564.05	383,803.62	383,803.62	383,803.62	383,803.62	0.00
Transfer to Muni	0.00	0.00	0.00	(85,000.00)	(85,000.00)	0.00
	<u>601,292.66</u>	<u>383,803.62</u>	<u>383,803.62</u>	<u>298,803.62</u>	<u>298,803.62</u>	<u>0.00</u>
<b>Various Employee Entitlement Reserve</b>						
Interest transfer to Reserves	37,379.81	32,870.00	32,870.00	65,940.00	65,940.00	0.00
Transfer from Muni	2,915,674.61	2,515,674.61	2,515,674.61	3,004,428.61	3,004,428.61	0.00
Transfer to Muni	0.00	0.00	0.00	(616,104.00)	(616,104.00)	0.00
	<u>2,953,054.42</u>	<u>2,548,544.61</u>	<u>2,548,544.61</u>	<u>2,454,264.61</u>	<u>2,454,264.61</u>	<u>0.00</u>
<b>Various Infrastructure Asset Renewal Reserve</b>						
Interest transfer to Reserves	39,700.18	40,908.00	40,908.00	81,816.00	81,816.00	0.00
Transfer from Muni	3,673,858.93	3,673,858.93	3,673,858.93	4,445,284.93	4,445,284.93	0.00
Transfer to Muni	(1,200,000.00)	0.00	0.00	(5,818,467.00)	(3,793,467.00)	0.00
	<u>2,513,559.11</u>	<u>3,714,766.93</u>	<u>3,714,766.93</u>	<u>708,633.93</u>	<u>733,633.93</u>	<u>0.00</u>
<b>Various Joint Venture Aged Housing Reserve</b>						
Interest transfer to Reserves	8,321.24	0.00	0.00	0.00	0.00	0.00
Transfer from Muni	726,457.38	726,457.38	726,457.38	831,057.38	831,057.38	0.00
	<u>734,678.62</u>	<u>726,457.38</u>	<u>726,457.38</u>	<u>831,057.38</u>	<u>831,057.38</u>	<u>0.00</u>
<b>Total Cash Back Reserves</b>	<b>53,577,863.56</b>	<b>48,800,064.09</b>	<b>49,049,860.09</b>	<b>35,999,615.09</b>	<b>36,274,411.09</b>	<b>46,024,063.38</b>
<b>Summary Reserves</b>						
Accumulated Reserves at Start of Year	46,024,063.38	46,024,063.38	46,024,063.38	46,024,063.38	46,024,063.38	49,145,982.34
Interest transfer to Reserves	452,707.86	596,136.00	596,136.00	1,094,850.00	1,094,850.00	1,485,933.39
Transfer from Muni	19,430,447.86	18,650,016.25	18,659,016.25	24,207,539.25	24,207,539.25	11,212,802.13
Transfer to Muni	(12,529,355.54)	(16,479,151.54)	(16,229,355.54)	(35,326,837.54)	(35,062,041.54)	(15,820,654.48)
<b>Closing Balance</b>	<b>53,577,863.56</b>	<b>48,800,064.09</b>	<b>49,049,860.09</b>	<b>35,999,615.09</b>	<b>36,274,411.09</b>	<b>46,024,063.38</b>







**CITY OF BUSSETON - INVESTMENT PERFORMANCE REPORT**  
For the month of December 2016



**11am Bank Account** As at 31 December 2016

INSTITUTION	RATE	AMOUNT
ANZ 11am At Call Deposit	1.45%	\$ 3,500,000

**Term Deposits - Miscellaneous Funds** As at 31 December 2016

INSTITUTION	RATING	DAYS	MATURITY	RATE	AMOUNT
CBA	AA	91	04-Jan-17	2.51%	\$ 2,000,000
Westpac	AA	122	06-Jan-17	2.75%	\$ 4,000,000
ANZ	AA	92	05-Feb-17	2.52%	\$ 4,500,000
Rural Bank	A	120	09-Feb-17	2.60%	\$ 1,500,000
ANZ	AA	153	16-Feb-17	2.59%	\$ 3,000,000
ANZ	AA	125	27-Feb-17	2.57%	\$ 3,000,000
NAB	AA	120	01-Mar-17	2.70%	\$ 3,000,000
ANZ	AA	90	09-Mar-17	2.55%	\$ 2,500,000
Bendigo	A	181	14-Mar-17	2.50%	\$ 1,000,000
Westpac	AA	213	22-Mar-17	2.67%	\$ 1,500,000
Westpac	AA	151	30-Mar-17	2.70%	\$ 4,500,000
ANZ	AA	212	01-Apr-17	2.58%	\$ 3,000,000
NAB	AA	212	06-Apr-17	2.65%	\$ 5,000,000
Westpac	AA	151	16-Apr-17	2.65%	\$ 1,500,000
NAB	AA	150	20-Apr-17	2.72%	\$ 4,000,000
NAB	AA	150	27-Apr-17	2.72%	\$ 4,500,000
NAB	AA	270	05-May-17	2.78%	\$ 3,000,000
Bank of Queensland	BBB	151	09-May-17	2.75%	\$ 2,000,000
NAB	AA	270	19-May-17	2.63%	\$ 3,000,000
Westpac	AA	273	06-Jun-17	2.70%	\$ 5,000,000
Bendigo	A	365	06-Sep-17	2.75%	\$ 3,000,000
Westpac	AA	365	06-Sep-17	2.90%	\$ 5,000,000
<b>Total of Term Deposits</b>					<b>\$ 70,000,000</b>

**Foreshore Development Funds** As at 31 December 2016

WA Treasury Corp. - Overnight Cash Deposit Facility	1.45%	\$ 1,515,941
Please note an additional \$2,732,835.69 is being held within the pool of term deposit funds		
<b>Total</b>		<b>\$ 1,515,941</b>

**Airport Redevelopment Funds** As at 31 December 2016

WA Treasury Corp. - Overnight Cash Deposit Facility	1.45%	\$ 1,233
WA Treasury Corp. - State Bonds 182 Days 27-Apr-17	1.80%	\$ 6,088,892
<b>Total of Airport Redevelopment Funds - WATC</b>		<b>\$ 6,088,126</b>

ANZ	AA	90	05-Mar-17	2.65%	\$ 4,000,000
NAB	AA	92	07-Mar-17	2.70%	\$ 5,000,000
NAB	AA	120	04-Apr-17	2.70%	\$ 2,500,000
ANZ	AA	121	05-Apr-17	2.70%	\$ 3,000,000
NAB	AA	150	04-May-17	2.70%	\$ 2,000,000
Westpac	AA	181	05-May-17	2.75%	\$ 4,000,000
ANZ	AA	151	05-May-17	2.70%	\$ 2,000,000
Westpac	AA	182	05-Jun-17	2.71%	\$ 2,000,000
Westpac	AA	274	05-Sep-17	2.76%	\$ 4,000,000
<b>Total of Airport Redevelopment Funds - Bank Term Deposits</b>					<b>\$ 29,000,000</b>

ANZ Cash Account	NA	NA	1.50%	\$ 11,274,451
<b>Total of Airport Redevelopment Funds - Other</b>				<b>\$ 11,274,451</b>
<b>Total of Airport Redevelopment Funds</b>				<b>\$ 46,362,577</b>

Interest Received 2016/16	\$ 609,696
Interest Received 2016/17	\$ 727,631
Interest Accrued but not yet Received	\$ 101,903
<b>Total Interest Airport Funds as at month's end</b>	<b>\$ 1,439,230</b>

(Note: Funds held with the WATC are in accordance with the Airport Redevelopment Funding Contract and are not held within the requirements of the City's Investment Policy 218)

**SUMMARY OF ALL INVESTMENTS HELD**

	As at 1 year ago	As at 30 June 2016	As at 31 December 2016
11am Bank Account	\$ 2,000,000	\$ 10,500,000	\$ 3,500,000
Term Deposits - Misc. Funds	\$ 75,500,000	\$ 56,000,000	\$ 70,000,000
Foreshore Development Funds - WATC	\$ -	\$ 4,198,927	\$ 1,515,941
Airport Redevelopment - WATC Deposits	\$ 40,052,961	\$ 36,458,479	\$ 6,088,126
Airport Redevelopment - Bank Term Deposit	\$ 5,000,000	\$ 4,000,000	\$ 29,000,000
Airport Redevelopment - Other Funds	\$ 1,001,126	\$ 5,176,467	\$ 11,274,451
<b>Total of all Investments Held</b>	<b>\$ 123,553,196</b>	<b>\$ 116,333,873</b>	<b>\$ 121,378,516</b>

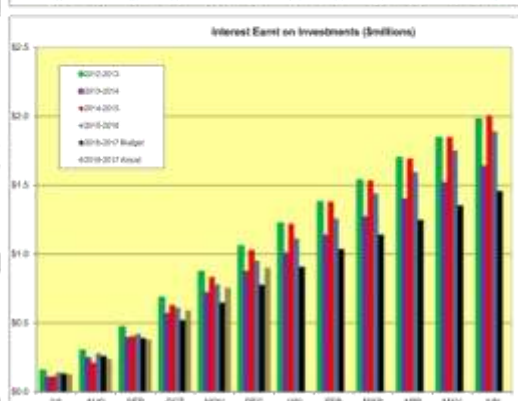
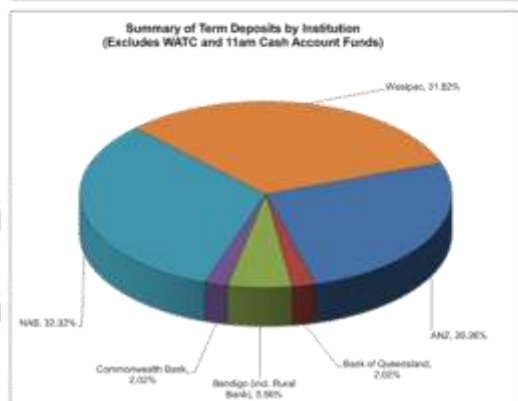
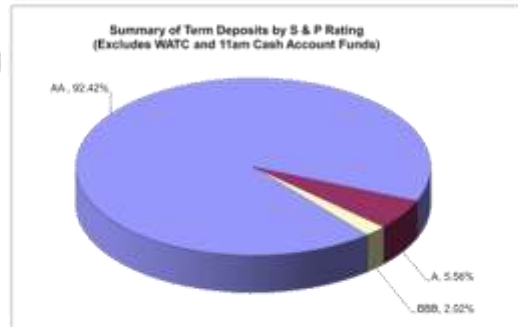
<b>TOTAL INTEREST RECEIVED AND ACCRUED</b>	<b>\$ 951,464</b>	<b>\$ 1,889,516</b>	<b>\$ 696,897</b>
<b>INTEREST BUDGET</b>	<b>\$ 868,752</b>	<b>\$ 1,737,500</b>	<b>\$ 776,136</b>

(Note: Interest figures relate to City general funds only and does not include interest allocated to specific areas such as the Airport Redevelopment)

**Statement of Compliance with Council's Investment Policy 218**

- All funds are to be invested within legislative limits. **Fully Compliant**
- All individual funds held within the portfolio are not to exceed a set percentage of the total portfolio value. **Fully Compliant**
- The amount invested based upon the Fund's Rating is not to exceed the set percentages of the total portfolio. **Fully Compliant**
- The amount invested based upon the Investment Horizon is not to exceed the set percentages of the total portfolio. **Fully Compliant**

**Investment Graphs**



## 6.6 GEOGRAPHE BAY YACHT CLUB - SELF-SUPPORTING LOAN REQUEST

### **SUBJECT INDEX:**

**STRATEGIC OBJECTIVE:** A City where the community has access to quality cultural, recreation, leisure facilities and services.

**BUSINESS UNIT:** Finance and Corporate Services

**ACTIVITY UNIT:**

**REPORTING OFFICER:** Manager Financial Services - Kim Dolzadelli

**AUTHORISING OFFICER:** Acting Director, Finance and Corporate Services - Sarah Pierson

**VOTING REQUIREMENT:** Absolute Majority

**ATTACHMENTS:** Attachment A [GBYC Request for Self-Supporting Loan](#)

Attachment B [Sheds West Direct Quotation](#)

Attachment C [Built by S Quotation](#)

Attachment D [Shed Demolition 1](#)

Attachment E [Shed Demolition 2](#)

Attachment F [GBYC Balance Sheet December 2016](#)

Attachment G [GBYC Profit & Loss Statement May-Dec 2016](#)

### **PRÉCIS**

The Geographe Bay Yacht Club (GBYC) has requested that the City of Busselton provide a Self-Supporting Loan for \$100,000, for a term of 10 years, to provide finance towards the construction of a new boat and equipment storage shed, sail training centre, junior clubhouse and caretakers residence.

### **BACKGROUND**

At its Annual General Meeting held 6 January 2016 the GBYC passed the following motion:

*“That construction of the new Boat Storage, Junior Clubrooms and Sail Training Centre building be a high priority for 2016/17 and the Club apply to the City of Busselton and the Department of Sport and Recreation for grant funding.”*

The Club’s existing junior clubroom and boat storage facilities are over 50 years old. The building contains asbestos materials, steel support beams are badly corroded and the building has deteriorated to a point where it is well and truly past its “use by” date. Ongoing maintenance on the facilities is costly and amounts to little more than Band-Aid treatment.

The poor quality of the boat storage facilities, which have no doors (they rusted off), does not give adequate weather or security protection for the Club’s training boats and equipment.

The project will entail the demolition of the existing junior clubroom and boat storage facilities, followed by the construction of a new building incorporating a boat and equipment storage shed, a new sail training centre, junior clubhouse and caretakers residence.

At its meeting held 13 April 2016 Council made the following decision:

*“Council Decision*

*C1604/088 Moved Councillor R Bennett, seconded Councillor J McCallum*

*That the Council:*

1. *Enter into a lease, subject to the consent of the Minister for Lands approval, with the Geographe Bay Yacht Club Inc for a portion of Lot 4539, 2 King Street, West Busselton, as shown hatched blue on Attachment A.*
  - a) *The term of the lease commencing 1 July 2016 and expiring 30 June 2026, with the club to be granted a first right of refusal for a further 10 year option expiring 30 June 2036, subject to discussions between the City and the club and Council and the City's consideration of community needs at that time.*
  - b) *The annual rent to commence at \$205.00 inclusive of GST with annual rent increase of CPI;*
  - c) *The lease is to be consistent with the City's standard community and sporting groups lease agreement with the addition of clauses allowing for an onsite caretaker; and*
  - d) *All costs associated with the preparation of the new lease to be met by the Lessee.*
  
2. *Enter into a licence, subject to the consent of the Minister for Lands approval, with the Geographe Bay Yacht Club Inc for a portion of Lot 4539, 2 King Street, West Busselton, as shown hatched green on Attachment A for a term to coincide with the lease to the Club, which requires the Club to maintain the licensed area.*

*CARRIED 7/1"*

This lease is still currently being finalised due to land tenure changes. The draft lease includes the following clause with respect to a caretaker's residence:

"USE: (2) Incidental to the primary use stated above, the Lessee may also with the prior written approval of the Lessor and upon such conditions reasonably imposed by the Lessor engage a caretaker to reside on site. Should consent be granted, the Lessee must comply with all conditions of that consent."

The GBYC currently have a caretaker on site in a caravan. The City can only grant up to 12 months approval for this, hence their need to construct a more suitable type of accommodation.

### Project Cost

Project Description	\$ Cost ex GST	\$ Cost inc GST	Quote Used
Demolition of old Boat Storage Shed and Junior Clubroom	8,500	9,350	Direct Demolition and Salvage. Quote - 13 July 2016
New Boat Storage/Junior Clubroom/Sail Training Centre/Caretaker Residence	95,569	105,126	Sheds West Direct. Quote - 25 July 2016. Ref Job No.12336 & 12268
New Junior Clubhouse, Training Centre and Caretakers fit out	66,400	73,040	Built by S. Quote – 27 July 2016
GBYC Volunteer labour	28,364	31,200	Erection of the new building. As per Quote from Sheds West Direct – 30 June 2016. Ref 12336
<b>Sub Total</b>	<b>198,833</b>	<b>218,716</b>	
<b>Cost escalation</b>	<b>31,167</b>	<b>34,284</b>	15% escalation
<b>Total project expenditure</b>	<b>230,000</b>	<b>253,000</b>	

**Project Income:**

CSRFF Grant	\$ 51,750
GBYC Volunteer Labour	\$ 28,250
GBYC Cash Contribution	\$ 50,000
<u>CoB Self Supporting Loan</u>	<u>\$100,000</u>

**TOTAL PROJECT INCOME                    \$230,000**

**STATUTORY ENVIRONMENT**

Section 6.20 of the Local Government Act 1995 – “Power to Borrow”

**“6.20. Power to borrow**

- (1) *Subject to this Act, a local government may —*
- (a) *borrow or re-borrow money; or*
  - (b) *obtain credit; or*
  - (c) *arrange for financial accommodation to be extended to the local government in ways additional to or other than borrowing money or obtaining credit,*
- to enable the local government to perform the functions and exercise the powers conferred on it under this Act or any other written law.*
- (2) *Where, in any financial year, a local government proposes to exercise a power under subsection (1) (power to borrow) and details of that proposal have not been included in the annual budget for that financial year —*
- (a) *unless the proposal is of a prescribed kind, the local government must give one month’s local public notice of the proposal; and*
  - (b) *the resolution to exercise that power is to be by absolute majority.*
- (3) *Where a local government has exercised a power to borrow and —*
- (a) *it does not wish to proceed with the performance of the function or the exercise of the power for which the power to borrow was exercised; or*
  - (b) *after having completed the performance of the function or the exercise of the power for which the power to borrow was exercised, any part of the money borrowed, credit obtained or financial accommodation arranged has not been expended or utilized,*
- the local government may resolve\* to expend the money or utilize the credit or financial accommodation for another purpose if one month’s local public notice is given of the proposed change of purpose.*

*\* Absolute majority required.”*

**RELEVANT PLANS AND POLICIES**

The City of Busselton Strategic Community Plan 2013 (Review 2015).

**FINANCIAL IMPLICATIONS**

Any Self-supporting loan is self-funded and will have no impact on Councils current Municipal Budget or Long Term Financial Plan.

### Long-term Financial Plan Implications

As above.

## STRATEGIC COMMUNITY OBJECTIVES

### Key Goal Area 2:

Well Planned, Vibrant and Active Places:

#### Our Community Objectives are:

2.1 A City where the community has access to quality cultural, recreation, leisure facilities and services.

#### Council strategies to support achievement of community objectives -

- > Enhance our foreshores and reserves to provide a place where people can come together and engage in a range of social and recreational activity, and
- > Ensure our sporting and recreational facilities meet the needs of our growing community.

## RISK ASSESSMENT

The GBYC has a 15% cost escalation included in its proposal which is seen as an appropriate sum to effectively limit any financial risks that may be associated with the project. The Club also has a proven track record with respect to repayment of Self- Supporting loans taken through the City.

## CONSULTATION

A Special General Meeting of GBYC members has been called for Wed 1 February 2017, at which members will discuss and vote on the following motion:

*“That members support the Club applying for a \$100,000 self-supporting loan from the City of Busselton, repayable over a 10 year term at an interest rate as per the current Western Australian Treasury Corporation rate, for the purpose of part financing the construction of a new Boat Storage, Junior Clubrooms, Sail Training Centre and Caretakers Residence building.”*

The outcome of this meeting will be advised to members of the Finance Committee and Council at their meeting.

Should the City of Busselton approve, by absolute majority, the application from GBYC the proposal will be subject to the giving of **one month's local public notice in accordance with** Section 6.20(2) of the Local Government Act 1995 – “Power to Borrow”.

## OFFICER COMMENT

The GBYC has strong membership and recently became an accredited Australian Sailing 'Discover Sailing Centre'. It is the only club in the South West Region with the equipment and registered trainers able to offer junior sail training, under the nationally accredited “Tackers” training program.

The club has invested \$16,000 into six new “Tackers” junior sailing yachts and is funding the training of additional Club members to provide nationally accredited sail training for juniors and adults wishing to learn to sail.

The expansion of the Club's sail training programs requires a new sail training centre facility, to deliver high quality off-water theory and rules training to program participants (both member and

non-member), and enable elite level coaching to be offered to GBYC members and visiting Clubs.

This training centre will also be used by the Naturaliste Sports and Game Fishing Club and the Geographe Outriggers Club, who are affiliate members of the GBYC.

The new boat and equipment storage building will be used to securely store the six new 'Tackers' along with six 420 Class training yachts, plus other sailing dinghies and equipment owned by the club and used for sail training. Improved security and protection from the weather will extend the working life of the boats and reduce ongoing maintenance costs.

The current junior clubroom is very small and struggles to accommodate the club's existing junior membership of 60. The projected increase in membership generated by the 'Tackers' and 'Discover Sailing' training programs, will render this facility totally inadequate for the needs of the growing number of junior members.

Quality junior clubroom facilities are a vital part of building and retaining junior membership and ongoing participation in sailing. A strong junior membership is essential to the ongoing development of the Club, as it provides the foundation for building stronger numbers of full adult members into the future.

Finally under the terms of the new GBYC's lease agreement with the City of Busselton, the Club is required to provide suitable accommodation if a caretaker is to reside on the premises and the proposed new caretaker's residence will do this.

## **CONCLUSION**

The club has a proven record with the City of Busselton in respect to Self-Supporting loans having, in most recent history been responsible for the following self-supporting loans, which have all been fully repaid in accordance with the individual loan agreements:

<b>Year</b>	<b>Loan Amount</b>	<b>Interest Rate</b>
1998	\$10,000	8.6%
2004	\$20,000	7.55%
2005	\$90,000	9.37%

Western Australian Treasury Corporation rates quoted on 18 January 2017 show an indicative borrowing rate of 3.08% for a 10 year loan term with 0.7% additional being charged through the Government Guarantee Fee. These borrowing rates are significantly lower than the GBYC has previously borne.

The GBYC has demonstrated the need for upgrade to their facilities, has a proven financial record, is the only Club in the South West Region with the equipment and registered trainers able to offer junior sail training, under the nationally accredited "Tackers" training program which is both member and non-member and enables elite level coaching to be offered to GBYC members and visiting Clubs.

The GBYC has also demonstrated its cooperation with other clubs noting that the training centre will also be used by the Naturaliste Sports and Game Fishing Club and the Geographe Outriggers Club, who are affiliate members of the GBYC.

For these reasons Officers recommend that the request be approved.

**OPTIONS**

Should Council not approve the request from GBYC, they will need to look at the following options:

1. Reduce the scope of works,
2. Look at other fund or loan options, or
3. Not proceed with the upgrade to facilities.

**TIMELINE FOR IMPLEMENTATION OF OFFICER RECOMMENDATION**

Should the request be approved action will be taken immediately to implement the recommendations of the Council.

**OFFICER RECOMMENDATION****ABSOLUTE MAJORITY DECISION OF COUNCIL REQUIRED**

That the Finance Committee recommends to Council with respect to the Geographe Bay Yacht Clubs' request for a self-Supporting Loan in the amount of \$100,000 for a term of 10 years:

- a) Approves the request,
- b) Gives one month's local public notice of the proposal in accordance with Section 6.20(2) of the Local Government Act 1995 – "Power to Borrow",
- c) Advises the Geographe Bay Yacht Club that it must obtain all relevant development and building approvals from the City prior to any Loan funds being disbursed,
- d) Borrows the funds sought by the Club from the Western Australian Treasury Corporation in accordance with the Master Lending Agreement,
- e) Enters into a "Loan Repayment Agreement" with the Geographe Bay Yacht Club where the club acknowledges it is responsible for reimbursement to the City of Busselton of full costs associated with the loan,
- f) Prior to formalisation of the loan facility, the Geographe Bay Yacht Club executes a lease with the City in respect of a portion of Lot 4539, 2 King Street, West Busselton, pursuant to Council Resolution C1604/088. The lease is to include an additional clause to the effect that default in respect of the loan shall be regarded as a default under the lease, which could result in termination of the lease, and
- g) Amends the 2016/2017 Municipal Budget to recognise the relevant income, expenditure and any associate loan movements; noting that there will be no impact on Councils projected Surplus position.

## **Geographe Bay Yacht Club Inc. Self-Supporting Loan Application**

### **1. Request for Self-Supporting Loan for \$100,000 for a term of 10 years:**

The Geographe Bay Yacht Club (GBYC) requests the City of Busselton provide a Self-Supporting Loan for \$100,000, for a term of 10 years, to provide finance towards the construction of a new **Boat and Equipment Storage shed, Sail Training Centre, Junior Clubhouse and Caretakers Residence**.

The GBYC is in a sound financial position and has sufficient bank deposits to fund the \$50,000 cash contribution to the project and to meet the ongoing loan repayments over the 10 year term of the Self Supporting Loan.

The Club has a long term lease over portion of Lot 4539 King Street, West Busselton. Lease Term Expires 30 June 2026, with a further 10 year Option to 30 June 2036.

### **2. Project scope:**

#### 2.1 Need for Project:

The Club's existing **Junior Clubroom** and **Boat Storage** facilities are over 50 years old. The building contains asbestos materials, steel support beams are badly corroded and the building has deteriorated to point where it is well and truly past its "use by" date.

Ongoing maintenance on the facilities is costly and amounts to little more than band-aid treatment. The poor quality of the **Boat Storage** facilities, which have no doors (they rusted off!), does not give adequate weather or security protection for the Club's training boats and equipment. (Refer attached photos)

#### 2.2 Project Scope:

The project will entail the demolition of the existing Junior Clubroom and Boat Storage facilities, followed by the **construction of a new building incorporating a Boat and Equipment Storage shed, a new Sail Training Centre, Junior Clubhouse and Caretakers Residence**.

(Refer attached Plans: Job Number 12268 and Job Number 12336)

### **3. Total Cost of Project (project Budget) including all funding sources:**

#### 3.1 Project Cost

<b>Project Description</b>	<b>\$ Cost ex GST</b>	<b>\$ Cost inc GST</b>	<b>Quote Used</b>
Demolition of old Boat Storage Shed and Junior Clubroom	8,500	9,350	Direct Demolition and Salvage. Quote - 13 July 2016
New Boat Storage/Junior Clubroom/Sail Training Centre/Caretaker Residence	95,569	105,126	Sheds West Direct. Quote - 25 July 2016. Ref Job No.12336 & 12268
New Junior Clubhouse, Training Centre and Caretakers fit out	66,400	73,040	Built by S. Quote - 27 July 2016
GBYC Volunteer labour	28,364	31,200	Erection of the new building. As per Quote from Sheds West Direct - 30 June 2016. Ref 12336



<b>Sub Total</b>	198,833	218,716	
<b>Cost escalation</b>	31,167	34,284	15% escalation
<b>Total project expenditure</b>	230,000	253,000	

### 3.2 Project Income:

CSRFF Grant	\$ 51,750
GBYC Volunteer Labour	\$ 28,250
GBYC Cash Contribution	\$ 50,000
<u>CoB Self Supporting Loan</u>	<u>\$100,000</u>

**TOTAL PROJECT INCOME     \$230,000**

### 4. 2015/16 Membership Numbers:

Geographe Bay Yacht Club: 191  
Naturaliste Sport and Game Fishing Club: 74  
Geographe Outrigger Canoe Club: 37

### 5. Benefits the project will bring to Members and the Community:

#### 5.1 Boat and Equipment Storage

The new **Boat and Equipment Storage** building will be used to securely store the six new 'Tackers' junior training yachts the Club has recently purchased, along with six 420 Class training yachts, plus other sailing dinghies and equipment owned by the Club and used for sail training. Improved security and protection from the weather will extend the working life of the boats and reduce ongoing maintenance costs.

#### 5.2 Sail Training Centre

The GBYC has recently become an accredited Australian Sailing 'Discover Sailing Centre'. It is the only Club in the South West Region with the equipment and registered trainers able to offer junior sail training, under the nationally accredited "Tackers" training program.

The Club has invested \$16,000 into six new "Tackers" junior sailing yachts and is funding the training of additional Club members to provide nationally accredited sail training for juniors and adults wishing to learn to sail.

The expansion of the Club's sail training programs requires a new **Sail Training Centre** facility, to deliver high quality off-water theory and rules training to program participants (both member and non-member), and enable elite level coaching to be offered to GBYC members and visiting Clubs.

This **Training Centre** will also be used by the Naturaliste Sports and Game Fishing Club and the Geographe Outriggers Club, who share the GBYC leased area, but currently have no facilities for member training sessions, guest speakers, etc.

#### 5.3 Junior Clubroom

The current **Junior Clubroom** is very small and struggles to accommodate the Club's existing junior membership of 60. The projected increase in membership generated by the 'Tackers' and 'Discover Sailing' training programs, will render this facility totally inadequate for the needs of the growing number of junior

members.

Quality **Junior Clubroom** facilities are a vital part of building and retaining junior membership and ongoing participation in sailing. A strong Junior membership is essential to the ongoing development of the Club, as it provides the foundation for building stronger numbers of full adult members into the future.

#### 5.4 Caretakers Residence

Under the terms of the Club's Lease agreement with the City of Busselton, the Club is required to construct a permanent Caretakers Residence.

6. **The Club acknowledges it is responsible for reimbursement to the City of Busselton of full costs associated with the loan and that the Club will enter into a "LOAN REPAYMENT AGREEMENT" with the City of Busselton.**

#### 6.1 2016 Annual General Meeting:

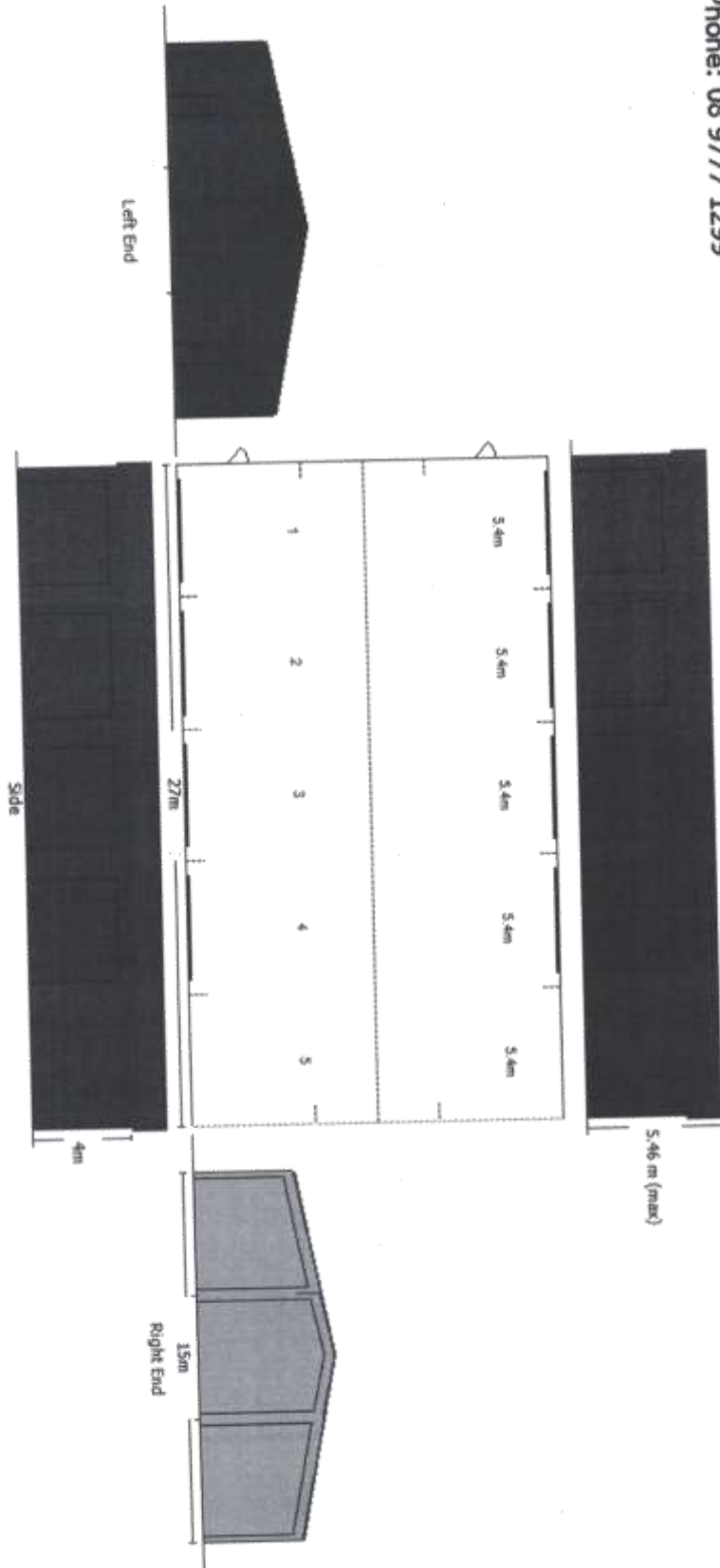
The following motion was passed at the 2016 GBYC Inc. Annual General Meeting:  
**That construction of the new Boat Storage, Junior Clubrooms and Sail Training Centre building be a high priority for 2016/17 and the Club apply to the City of Busselton and the Department of Sport and Recreation for grant funding.**

6.2 A Special General Meeting of GBYC members has been called for Wed 1 February 2017, at which members will discuss and vote on the following motion:

**That members support the Club applying for a \$100,000 self supporting loan from the City of Busselton, repayable over a 10 year term at an interest rate as per the current Western Australian Treasury Corporation rate, for the purpose of part financing the construction of a new Boat Storage, Junior Clubrooms, Sail Training Centre and Caretakers Residence building.**

Barry Brown  
Hon. Secretary  
Geographe Bay Yacht Club Inc.  
22 January 2017

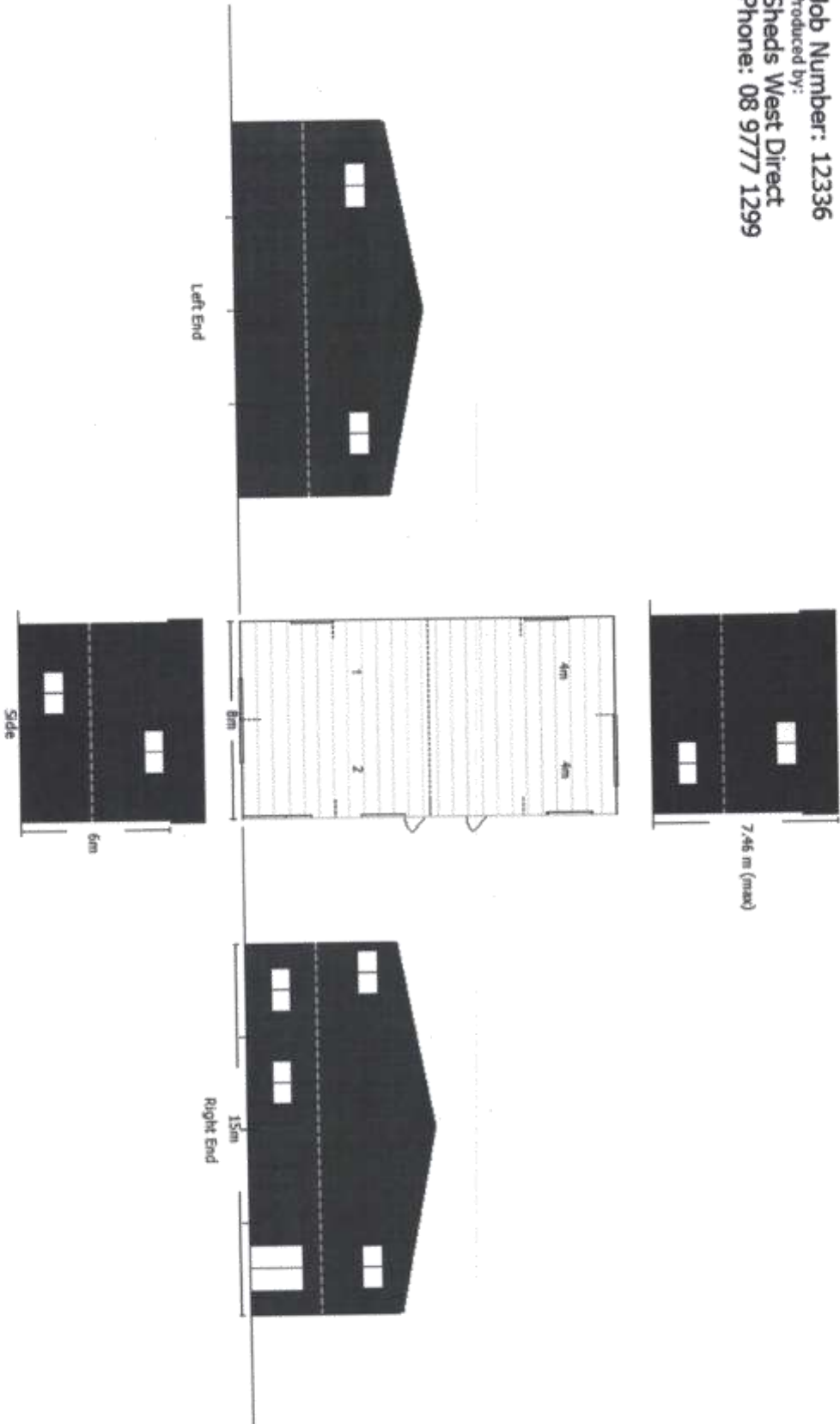
Building For:  
**Seographie Bay Yacht Club Boat Storage Shed**  
Produced By:  
**Sheds West Direct**  
Phone: 08 9777 1299



The local distributor you are dealing with is an authorised independent distributor of Fair Dinkum Sheds' products and enters into agreements with its customers on its own behalf and not as an agent of Fair Dinkum Sheds.

Building For:  
**Geographie Bay Yacht Club Junior Clubroom & Sail Training Centre**

**Job Number: 12336**  
Produced by:  
**Sheds West Direct**  
**Phone: 08 9777 1299**



The local distributor you are dealing with is an authorised independent distributor of Fair Dinkum Sheds' products and enters into agreements with its customers on its own behalf and not as an agent of Fair Dinkum Sheds.



## - Quotation -

Issued 25/07/2016

GEOGRATH BAY YACHT CLUB  
BOAT SHED  
JUNIOR CLUB TRAINING CENTRE

We thank you for the opportunity to quote on your project which we are pleased to provide. We trust this quotation meets with your approval.

SCHEDULE OF WORKS: Shed supplied and installed to completion  
 Materials: COLORBOND® Roof and COLORBOND® Walls  
 Dimensions: 15m wide, 35m Long 3m up to 6m High for the last 8m  
 Wind Region: Reg A . TCat 3  
 Wall Cladding: Corrugated TCT 0.47, CB  
 Roof Cladding: Corrugated TCT 0.47, CB  
 Construction Style: Gable @ 11Deg Roof Pitch  
 Bays: 7 Bays. Each 4m  
 Gutters & Downpipes: Included  
 Doors: 8 Rolla Doors 3600h x 4300w  
 PA Door: 4 Personal Access Door in CENTRE of Bay 3 of RIGHT wall.  
 Windows: Window in RIGHT of Bay 1 of LEFT wall. 790 x 1731 XO Sliding Window 4mm Ctr Fit  
 Window LEFT of Bay 4 of LEFT wall. 790 x 1731 XO Sliding Window 4mm Ctr Fit  
 Window CENTRE of Bay 1 of RIGHT wall. 790 x 1731 XO Sliding Window 4mm Ctr Fit  
 Window CENTRE of Bay 2 of RIGHT wall. 790 x 1731 XO Sliding Window 4mm Ctr Fit  
 Window LEFT of Bay 1 of RIGHT wall. 790 x 1731 XO Sliding Window 4mm Ctr Fit  
 Window CENTRE of Bay 4 of RIGHT wall. 790 x 1731 XO Sliding Window 4mm Ctr Fit  
 Window CENTRE of Bay 2 of BACK wall. 790 x 1731 XO Sliding Window 4mm Ctr Fit  
 Window LEFT of Bay 2 of BACK wall. 790 x 1731 XO Sliding Window 4mm Ctr Fit  
 Window RIGHT of Bay 1 of FRONT wall. 790 x 1731 XO Sliding Window 4mm Ctr Fit  
 Window LEFT of Bay 2 of FRONT wall. 790 x 1731 XO Sliding Window 4mm Ctr Fit

Sheds	\$89116.00
Erection	\$31200.00
Concrete for Footings	\$ 9500.00
Dig Footings	\$ 450.00
Crane Hire	\$ 1500.00
Machine Hire	\$ 2800.00
Set Out	\$ 880.00
Shire	\$ 880.00

Quotation Price inc Gst: **\$136326.00**

Regards

*Darren Davis*  
Sheds West Direct



## - Quotation -

Issued 25/07/2016

GEOGRATH BAY YACHT CLUB  
BOAT SHED  
JUNIOR CLUB TRAINING CENTRE

We thank you for the opportunity to quote on your project which we are pleased to provide. We trust this quotation meets with your approval.

SCHEDULE OF WORKS:	Shed supplied and installed to completion
Materials:	COLORBOND® Roof and COLORBOND® Walls
Dimensions:	15m wide, 35m Long 3m up to 6m High for the last 8m
Wind Region:	Reg A . TCat 3
Wall Cladding:	Corrugated TCT 0.47, CB
Roof Cladding:	Corrugated TCT 0.47, CB
Construction Style:	Gable @ 11Deg Roof Pitch
Bays:	7 Bays. Each 4m
Gutters & Downpipes:	Included
Doors:	8 Rolla Doors 3600h x 4300w
PA Door:	4 Personal Access Door in CENTRE of Bay 3 of RIGHT wall.
Windows:	Window in RIGHT of Bay 1 of LEFT wall. 790 x 1731 XO Sliding Window 4mm Clr Fit
Window	LEFT of Bay 4 of LEFT wall. 790 x 1731 XO Sliding Window 4mm Clr Fit
Window	CENTRE of Bay 1 of RIGHT wall. 790 x 1731 XO Sliding Window 4mm Clr Fit
Window	CENTRE of Bay 2 of RIGHT wall. 790 x 1731 XO Sliding Window 4mm Clr Fit
Window	LEFT of Bay 1 of RIGHT wall. 790 x 1731 XO Sliding Window 4mm Clr Fit
Window	CENTRE of Bay 4 of RIGHT wall. 790 x 1731 XO Sliding Window 4mm Clr Fit
Window	CENTRE of Bay 2 of BACK wall. 790 x 1731 XO Sliding Window 4mm Clr Fit
Window	LEFT of Bay 2 of BACK wall. 790 x 1731 XO Sliding Window 4mm Clr Fit
Window	RIGHT of Bay 1 of FRONT wall. 790 x 1731 XO Sliding Window 4mm Clr Fit
Window	LEFT of Bay 2 of FRONT wall. 790 x 1731 XO Sliding Window 4mm Clr Fit
Sheds	\$89116.00
Concrete for Footings	\$ 9500.00
Dig Footings	\$ 450.00
Crane Hire	\$ 1500.00
Machine Hire	\$ 2800.00
Set Out	\$ 880.00
Shire	\$ 880.00
<b>Quotation Price inc Gst:</b>	<b>\$105126.00</b>

Regards

*Davren Davis*  
Sheds West Direct



Personal  
Excellence in Building  
Simon Hancock  
0447732244

Date: 27/7/16

Attention: Keith Oldfield  
Project Geographe Bay Yacht Club  
Boat storage, Junior Club House and Training Centre

Thank you for the opportunity in providing a quotation for your above project.  
My price is \$66,400 excl GST based on the following:

Shed Drawings

Inclusions

Shire fees, supervision, hirings and rubbish removal \$3942

Structural steel to staircase \$5000

Door frames \$260

Balustrade \$2500

Chipboard flooring to upstairs on already installed bearers including wall frames \$11650

Lining to ground floor external walls \$3600

Lining to upstairs external walls including intermediate walls \$3600

Fix out items including cabinets \$7340

Plumbing \$4000

Electrical \$3500

Painting \$7500

Thank you for your enquiry and hope to work with you on your project

Yours Sincerely

A handwritten signature in black ink, appearing to read 'Simon Hancock'.

Simon Hancock



## EMAIL TRANSMISSION

**TO:** Keith Oldfield  
**FROM:** Michael Williams  
**DATE:** 13<sup>th</sup> July 2016  
**EMAIL:** oldys1@bigpond.com  
**N<sup>o</sup> OF PAGES:** 1

---

Dear Keith,

### RE: DEMOLITION - Busselton Yacht Club

Thank you for allowing me the opportunity to quote on the works to be carried out at the above property, our price is \$8,500 (plus GST) includes the following:

- Baiting as per Shire requirements
- Temporary Fencing to be erected for duration of demolition works
- Demolition and Salvage of boat sheds and observation tower at Busselton Yacht Club (including all fittings and fixtures)
- Removal, transportation and disposal of all waste (excluding any unforeseen buried rubbish)
- Removal, handing and disposal of asbestos waste
- All disposal/tip fees included associated with demolition

### To be done by owner prior to demolition:

The City of Busselton require a Demolition Permit issued prior to demolition - utilities need to be disconnected prior to lodgement which requires the owner to complete - (Direct Demolition will be able to assist in completing)

- Disconnection of Water (a plumber can do this)
- If property is on Sewer, the sewer needs disconnecting (a plumber can do this)
- Pumping of redundant septic System - can recommend contractor
- Disconnection of the telephone
- Disconnection of gas services (\$366 + GST)

<http://www.atcogas.com.au/Documents/PLN-RF03-Application-for-Disconnection-of-Gas-Service-and-Removal-of-Gas-Meter.pdf>



- Disconnection of power - see link below (\$360.20)
- [http://www.synergy.net.au/docs/Application\\_for\\_the\\_Removal\\_of\\_Service\\_and\\_Meter\\_for\\_Demolition.pdf](http://www.synergy.net.au/docs/Application_for_the_Removal_of_Service_and_Meter_for_Demolition.pdf)

**Not included in the quote**

- Removal of Trees or vegetation unless arranged in initial quote
- Removal of any buried rubbish or submerged objects that are encountered during demolition
- Property is left raked but not backfilled

**Other Conditions**

- All care but no responsibility for any damage to neighbouring fences / properties due to ground vibration caused by use of plant and equipment during demolition
- Direct Demolition will recycle as much of the waste as possible
- The quotation for Demolition and Salvage for the property includes all salvage items at time of inspection, any items removed or damaged after acceptance of quote will incur a variation. If clients wish to retain any salvage items, it must be stated prior to demolition quoting.
- Should there be any trees and vegetation to be removed it must be clearly marked and approved by Shire
- Quote is valid for 60 days
- Direct Demolition & Salvage Worksafe Licence is WAD38
- Start and finish dates are given accurately as possible but cannot be guaranteed due to unforeseen circumstances.
- Direct Demolition is fully insured for Workers Compensation and Public Liability Insurance

I have read and agree with the above conditions and wish to accept the quote for

CLIENT SIGNATURE: \_\_\_\_\_

If you need any additional information, please do not hesitate to contact me on 0409 296 404 or [directdemolition@westnet.com.au](mailto:directdemolition@westnet.com.au).

Yours faithfully,  
**MICHAEL WILLIAMS**

**Geographe Bay Yacht Club Inc**  
PO Box 243  
Busselton WA 6280

**Balance Sheet [Last Year Analysis]**

**December 2016**

6/01/2017  
4:34:48 PM

	This Year	Last Year	\$ Difference	% Difference
<b>Assets</b>				
Current Assets	\$189,935.74	\$179,410.95	\$10,524.79	5.9%
Fixed Assets	\$709,735.56	\$697,770.66	\$11,964.90	1.7%
Membership	-\$4,263.64	-\$1,463.64	-\$2,800.00	(191.3%)
<b>Total Assets</b>	<b>\$895,407.66</b>	<b>\$875,717.97</b>	<b>\$19,689.69</b>	<b>2.2%</b>
<b>Liabilities</b>				
Current Liabilities	\$20,971.28	\$24,404.13	-\$3,432.85	(14.1%)
GST Liabilities	\$5,252.46	-\$1,004.53	\$6,256.99	622.9%
Key Deposits	\$1,388.00	\$1,310.00	\$78.00	6.0%
Venue Hire Deposits	\$1,040.00	\$2,940.00	-\$1,900.00	(64.6%)
Junior Endowment fund	\$16,742.02	\$16,564.92	\$177.10	1.1%
Venue Bond	\$1,000.00	\$1,000.00	\$0.00	0.0%
Rounding	\$0.00	\$0.07	-\$0.07	(100.0%)
Payaroll Liabilities	\$1,131.76	\$4,846.78	-\$3,715.02	(76.6%)
<b>Total Liabilities</b>	<b>\$47,525.52</b>	<b>\$50,061.37</b>	<b>-\$2,535.85</b>	<b>(5.1%)</b>
<b>Net Assets</b>	<b>\$847,882.14</b>	<b>\$825,656.60</b>	<b>\$22,225.54</b>	<b>2.7%</b>
<b>Equity</b>				
Retained Earnings	\$835,285.12	\$775,059.14	\$60,225.98	7.8%
Current Earnings	\$12,597.02	\$50,597.46	-\$38,000.44	(75.1%)
<b>Total Equity</b>	<b>\$847,882.14</b>	<b>\$825,656.60</b>	<b>\$22,225.54</b>	<b>2.7%</b>

**Geographe Bay Yacht Club Inc**PO Box 243  
Busselton WA 6280**Profit & Loss [Last Year Analysis]****May 2016 through December 2016**6/01/2017  
4:26:51 PM

	This Year	Last Year	\$ Difference	% Difference
<b>Income</b>				
Sales	\$70,630.44	\$88,773.50	-\$18,143.06	(20.4%)
Membership Subscriptions	\$44,075.58	\$51,122.23	-\$7,046.65	(13.8%)
Sponsorship	\$21,354.67	\$10,118.21	\$11,236.46	111.1%
Tackers	\$3,781.84	\$0.00	\$3,781.84	NA
Pelican Sailing	\$635.65	\$869.97	-\$234.32	(26.9%)
Easter Pelicans	\$0.00	\$970.86	-\$970.86	(100.0%)
2016 WA State Laser Champions	\$82.55	\$2,500.00	-\$2,417.45	(96.7%)
Boat Rally	\$954.55	\$6,553.31	-\$5,598.76	(85.4%)
Club Events	\$13,403.64	\$14,905.53	-\$1,501.89	(10.1%)
Functions - Facility Hire	\$12,973.22	\$15,209.12	-\$2,235.90	(14.7%)
Galley Income	\$0.00	\$10,050.45	-\$10,050.45	(100.0%)
Other income	\$1,005.22	\$1,991.02	-\$985.80	(49.5%)
<b>Total Income</b>	<b>\$168,897.36</b>	<b>\$203,064.20</b>	<b>-\$34,166.84</b>	<b>(16.8%)</b>
<b>Cost Of Sales</b>				
Bar Cost of Sales	\$26,341.24	\$40,818.65	-\$14,477.41	(35.5%)
Promotion Expenses	\$134.50	\$634.82	-\$500.32	(78.8%)
Bar Snacks/Gen Purchases	\$657.57	\$914.24	-\$256.67	(28.1%)
Bar Employment Expenses	\$17,562.70	\$36,581.38	-\$19,018.68	(52.0%)
Club Events	\$2,310.00	\$5,193.93	-\$2,883.93	(55.5%)
Other Cost of Goods Sold	\$931.72	-\$160.54	\$1,092.26	680.4%
Galley Expenses	\$0.00	\$14,883.51	-\$14,883.51	(100.0%)
<b>Total Cost Of Sales</b>	<b>\$47,937.73</b>	<b>\$98,865.99</b>	<b>-\$50,928.26</b>	<b>(51.5%)</b>
<b>Gross Profit</b>	<b>\$120,959.63</b>	<b>\$104,198.21</b>	<b>\$16,761.42</b>	<b>16.1%</b>
<b>Expenses</b>				
Advertising & Expenses	\$2,530.14	\$656.64	\$1,873.50	285.3%
Bank Fees	\$1,427.24	\$1,229.99	\$197.25	16.0%
Cleaning	\$5,808.58	\$4,863.42	\$945.16	19.4%
Dues & Subscriptions	\$8,366.86	\$8,224.83	\$142.03	1.7%
Club Functions Expenses	\$14,086.44	\$5,729.16	\$8,357.28	145.9%
Sailing Expenses	\$2,022.72	\$1,041.46	\$981.26	94.2%
Insurance & Registrations	\$18,108.05	\$16,876.01	\$1,232.04	7.3%
Junior Sailing	\$1,490.25	\$215.19	\$1,275.06	592.5%
Lease Expenses	\$565.51	\$1,169.78	-\$604.27	(51.7%)
Office Expenses	\$2,146.82	\$1,866.09	\$280.73	15.0%
Employment Expenses	\$13,961.01	\$12,705.39	\$1,255.62	9.9%
Repairs & Maintenance	\$25,170.65	\$10,368.27	\$14,802.38	142.8%
Telephones	\$989.18	\$1,155.70	-\$166.52	(14.4%)
Services	\$9,580.88	\$8,949.91	\$630.97	7.1%
Galley	\$196.50	\$208.14	-\$11.64	(5.6%)
Tackers Expenses	\$1,082.63	\$0.00	\$1,082.63	NA
Rounding Adjustment	\$0.56	\$0.00	\$0.56	NA
Sundry Expenses	\$61.10	\$0.00	\$61.10	NA
Pelican Regatta Expenses	\$0.00	\$639.09	-\$639.09	(100.0%)
<b>Total Expenses</b>	<b>\$107,595.12</b>	<b>\$75,899.07</b>	<b>\$31,696.05</b>	<b>41.8%</b>
<b>Operating Profit</b>	<b>\$13,364.51</b>	<b>\$28,299.14</b>	<b>-\$14,934.63</b>	<b>(52.8%)</b>
<b>Other Income</b>				
Interest Income	\$487.96	\$891.50	-\$403.54	(45.3%)
Insurance Claim	\$622.73	\$0.00	\$622.73	NA
Sale of Assets	\$0.00	\$21,818.18	-\$21,818.18	(100.0%)
<b>Total Other Income</b>	<b>\$1,110.69</b>	<b>\$22,709.68</b>	<b>-\$21,598.99</b>	<b>(95.1%)</b>
<b>Other Expenses</b>				
Minor Capital Purchases <\$20K	\$1,878.18	\$411.36	\$1,466.82	356.6%
<b>Total Other Expenses</b>	<b>\$1,878.18</b>	<b>\$411.36</b>	<b>\$1,466.82</b>	<b>356.6%</b>

**Geographe Bay Yacht Club Inc**  
**Profit & Loss [Last Year Analysis]**  
**May 2016 through December 2016**

6/01/2017  
4:26:52 PM

	<u>This Year</u>	<u>Last Year</u>	<u>\$ Difference</u>	<u>% Difference</u>
Net Profit/(Loss)	<u>\$12,597.02</u>	<u>\$50,597.46</u>	<u>-\$38,000.44</u>	<u>(75.1%)</u>

7. **GENERAL DISCUSSION ITEMS**

8. **NEXT MEETING DATE**

To Be Advised.

9. **CLOSURE**