



City of Busselton
Geographe Bay

Finance Committee Agenda

17 October 2019

ALL INFORMATION AVAILABLE IN VARIOUS FORMATS ON REQUEST

city@busselton.wa.gov.au

CITY OF BUSSELTON

MEETING NOTICE AND AGENDA – 17 OCTOBER 2019

TO: THE MAYOR AND COUNCILLORS

NOTICE is given that a meeting of the Finance Committee will be held in the Committee Room, Administration Building, Southern Drive, Busselton on Thursday, 17 October 2019, commencing at 9.30am.

The attendance of Committee Members is respectfully requested.

DISCLAIMER

Statements or decisions made at Council meetings or briefings should not be relied on (or acted upon) by an applicant or any other person or entity until subsequent written notification has been given by or received from the City of Busselton. Without derogating from the generality of the above, approval of planning applications and building permits and acceptance of tenders and quotations will only become effective once written notice to that effect has been given to relevant parties. The City of Busselton expressly disclaims any liability for any loss arising from any person or body relying on any statement or decision made during a Council meeting or briefing.



MIKE ARCHER

CHIEF EXECUTIVE OFFICER

11 October 2019

CITY OF BUSSELTON

AGENDA FOR THE FINANCE COMMITTEE MEETING TO BE HELD ON 17 OCTOBER 2019

TABLE OF CONTENTS

ITEM NO.	SUBJECT	PAGE NO.
1.	DECLARATION OF OPENING AND ANNOUNCEMENT OF VISITORS.....	4
2.	ATTENDANCE	4
3.	PUBLIC QUESTION TIME.....	4
4.	DISCLOSURE OF INTERESTS	4
5.	CONFIRMATION OF MINUTES	4
5.1	Minutes of the Finance Committee Meeting held 19 September 2019.....	4
6.	REPORTS	5
6.1	LIST OF PAYMENTS MADE - SEPTEMBER 2019	5
6.2	FINANCIAL ACTIVITY STATEMENTS - PERIOD ENDING 30 SEPTEMBER 2019	15
6.3	BUDGET AMENDMENT REQUEST / REVIEW - ACCOUNTING FOR NEW LEASING STANDARD	41
6.4	BUDGET AMENDMENT REQUEST / REVIEW - BRIDGE RESURFACING	44
6.5	MAIN ROADS WESTERN AUSTRALIA - REGIONAL ROAD GROUP FUNDING QUARTERLY REPORT	47
6.6	ASSET MANAGEMENT UPDATE	54
6.7	MICROSOFT LICENCE AGREEMENT RENEWAL.....	63
7.	GENERAL DISCUSSION ITEMS	67
8.	NEXT MEETING DATE	67
9.	CLOSURE	67

1. **DECLARATION OF OPENING AND ANNOUNCEMENT OF VISITORS**

2. **ATTENDANCE**

Apologies

Cr Coralie Tarbotton

3. **PUBLIC QUESTION TIME**

4. **DISCLOSURE OF INTERESTS**

5. **CONFIRMATION OF MINUTES**



5.1 **Minutes of the Finance Committee Meeting held 19 September 2019**

RECOMMENDATION

That the Minutes of the Finance Committee Meeting held 19 September 2019 be confirmed as a true and correct record.

6. REPORTS

6.1 LIST OF PAYMENTS MADE - SEPTEMBER 2019

STRATEGIC GOAL	6. LEADERSHIP Visionary, collaborative, accountable
STRATEGIC OBJECTIVE	6.1 Governance systems, process and practices are responsible, ethical and transparent.
SUBJECT INDEX	Financial Operations
BUSINESS UNIT	Financial Services
REPORTING OFFICER	Manager Financial Services - Paul Sheridan
AUTHORISING OFFICER	Director Finance and Corporate Services - Tony Nottle
NATURE OF DECISION	Noting: the item does not require a decision of Council and is simply for information purposes and noting
VOTING REQUIREMENT	Simple Majority
ATTACHMENTS	Attachment A List of payments made September 2019.  

OFFICER RECOMMENDATION

That the Committee notes payment of voucher numbers M117379 – M117457, EF067065 – EF067524, T007466 – T007470, and DD003900 – DD003924 together totalling \$24,197,261.03.

EXECUTIVE SUMMARY

This report provides details of payments made from the City's bank accounts for the month of September 2019, for noting by the Committee and recording in the Committee Minutes.

BACKGROUND

The *Local Government (Financial Management) Regulations 1996* require that when the Council has delegated authority to the Chief Executive Officer to make payments from the City's bank accounts, that a list of payments made is prepared each month for presentation to, and noting by, Committee.

OFFICER COMMENT

In accordance with regular custom, the list of payments made for the month of September 2019 is presented for information.

Statutory Environment

Section 6.10 of the *Local Government Act 1995* and more specifically, Regulation 13 of the Regulations refer to the requirement for a listing of payments made each month to be presented to the Council.

Relevant Plans and Policies

There are no relevant plans or policies to consider in relation to this matter.

Financial Implications

There are no financial implications associated with the officer recommendation.

Stakeholder Consultation

No external stakeholder consultation was required or undertaken in relation to this matter.

Risk Assessment

An assessment of the potential implications of implementing the officer recommendation has been undertaken using the City's risk management framework, with risks assessed taking into account any controls already in place. No risks of a medium or greater level have been identified.

Options

Not applicable.

CONCLUSION

The list of payments made for the month of September 2019 is presented for information.

TIMELINE FOR IMPLEMENTATION OF OFFICER RECOMMENDATION

The officer recommendation is only for information purposes.



LISTING OF PAYMENTS MADE
UNDER DELEGATED AUTHORITY
FOR THE MONTH OF SEPTEMBER 2019

MUNICIPAL ACCOUNT	CHEQUE # 117379 - 117457	\$ 17,226,888.74
ELECTRONIC TRANSFER PAYMENTS	EF067065 - EF067524	\$ 5,299,642.00
TRUST ACCOUNT	TRUST ACCOUNT 7466 - 7470	\$ 38,150.77
INTERNAL PAYMENT VOUCHERS	DD3900 - DD3924	\$ 1,632,579.52
		\$ 24,197,261.03

CHEQUE PAYMENTS - SEPTEMBER 2019

DATE	REF#	NAME	DESCRIPTION	AMOUNT
25/9/2019	117433	A & D KERR	CROSSOVER SUBSIDY PAYMENT	\$ 350.90
25/9/2019	117408	AUSTRALIAN INSTITUTE OF BUILDING SURVEYORS	AUSTRALIAN INSTITUTE OF BUILDING SURVEYORS MEMBERSHIP	\$ 560.00
25/9/2019	117449	AUSTRALIAN INSTITUTE OF BUILDING SURVEYORS	TRAINING SERVICES	\$ 2,335.00
25/9/2019	117428	B & J WOOD	CROSSOVER SUBSIDY PAYMENT	\$ 231.92
25/9/2019	117427	B PALMER-OWEN & M DE FARIA	CROSSOVER SUBSIDY PAYMENT	\$ 167.90
5/9/2019	117392	BAMBIL PTY LTD	TOWN PLAN & ROAD BOND REFUND	\$ 486.21
6/9/2019	117394	BENJAMIN PLUMMER	REFUND FACILITY HIRE FEE BOND	\$ 740.00
6/9/2019	117393	BOYANUP GRAZING	TOWN PLAN & ROAD BOND REFUND	\$ 2,072.79
25/9/2019	117431	BRADLEY ARTWELL	CROSSOVER SUBSIDY PAYMENT	\$ 255.80
12/9/2019	117401	BUSSELTON LAND & ESTATE AGENCY	REFUND OF RATE OVERPAYMENT	\$ 5,192.13
6/9/2019	117398	BUSSELTON PUBLIC LIBRARY - PETTY CASH	BUSSELTON PUBLIC LIBRARY - PETTY CASH	\$ 181.15
25/9/2019	117417	BUSSELTON PUBLIC LIBRARY - PETTY CASH	BUSSELTON PUBLIC LIBRARY - PETTY CASH	\$ 154.15
25/9/2019	117444	BUSSELTON WATER CORPORATION	PAYMENT CANCELLED	\$ -
25/9/2019	117451	BUSSELTON WATER CORPORATION	PAYMENT CANCELLED	\$ -
25/9/2019	117452	BUSSELTON WATER CORPORATION	WATER SERVICES	\$ 2,401.40
12/9/2019	117403	CALLOW'S CORNER NEWS	STAFF LOTTERY PAYMENTS	\$ 278.00
25/9/2019	117454	CALLOW'S CORNER NEWS	NEWSAGENCY / STATIONERY SUPPLIES	\$ 278.00
25/9/2019	117445	CALLOW'S CORNER NEWSAGENCY	NEWSPAPERS AND PUBLICATIONS	\$ 295.60
12/9/2019	117402	CITY OF BUSSELTON	VARIOUS STAFF REIMBURSEMENTS	\$ 5,944.85
25/9/2019	117409	CITY OF BUSSELTON	CASH PAYMENT FOR STAFF AWARDS	\$ 2,500.00
25/9/2019	117424	CITY OF BUSSELTON	REFUND INCORRECT PERSONNEL APPLICATION	\$ 1,490.00
25/9/2019	117440	CITY OF BUSSELTON	PAYMENT CANCELLED	\$ -
25/9/2019	117447	CITY OF BUSSELTON	B/JP LICENCE FEES	\$ 1,017.00
25/9/2019	117453	CITY OF BUSSELTON	VARIOUS REIMBURSEMENTS	\$ 5,996.25
25/9/2019	117415	CITY OF BUSSELTON - PETTY CASH	CITY OF BUSSELTON - PETTY CASH	\$ 620.20
25/9/2019	117422	COMCATER PTY LTD	REFUND OF HALL & KEY DEPOSITS	\$ 500.00
4/9/2019	117388	D & A PITT	SPONSORSHIP TO SUGITO EXCHANGE STUDENT	\$ 100.00
6/9/2019	117400	DANE BARRETT	REFUND OVERPAYMENT OF SERVICE FEE	\$ 35.00
25/9/2019	117443	DEPARTMENT OF MINES, INDUSTRY REGULATION & SAFETY	BUILDING SURVEYOR REGISTRATION	\$ 974.00
25/9/2019	117450	DOG REGISTRATION REFUNDS	REFUND DOG REGISTRATION	\$ 150.00
25/9/2019	117414	DONATIONS	LIGHT THE NIGHT DONATION	\$ 800.00
25/9/2019	117416	DUNSBOROUGH PUBLIC LIBRARY - PETTY CASH	DUNSBOROUGH PUBLIC LIBRARY - PETTY CASH	\$ 129.70
5/9/2019	117391	DUNSBOROUGH JOINT VENTURE	TOWN PLAN & ROAD BOND REFUND	\$ 334.00
25/9/2019	117426	G & H GUTHRIDGE	CROSSOVER SUBSIDY PAYMENT	\$ 138.42
6/9/2019	117396	GEOGRAPHE PRIMARY SCHOOL	DONATION - MALE CITIZENSHIPS AWARDS	\$ 100.00
25/9/2019	117430	I & D TRUSCOTT	CROSSOVER SUBSIDY PAYMENT	\$ 256.00
4/9/2019	117387	J & D BEARD	SPONSORSHIP TO SUGITO EXCHANGE STUDENT	\$ 100.00
25/9/2019	117421	JACK IN THE BOX CORPORATION PTY LTD	REFUND OF HALL & KEY DEPOSITS	\$ 500.00
6/9/2019	117399	JC & MA SNEE	REFUND OF RATE OVERPAYMENT	\$ 50.03
4/9/2019	117383	K & P HOEDEL	SPONSORSHIP TO SUGITO EXCHANGE STUDENT	\$ 100.00
6/9/2019	117397	KELLEY ROBINSON	DONATION - COMPETING IN AUSTRALIAN MASTERS CHAMPS	\$ 300.00
25/9/2019	117441	KELLY HICK	PAYMENT CANCELLED	\$ -
5/9/2019	117390	L & D KELLY	SPONSORSHIP TO SUGITO EXCHANGE STUDENT	\$ 100.00
4/9/2019	117381	L&D KELLY	PAYMENT CANCELLED	\$ -
16/9/2019	117404	LANDGATE CUSTOMER ACCOUNT	LAND INFORMATION AND TITLE SEARCHES	\$ 174.70
6/9/2019	117395	USA HODGE	DONATION - COMPETING IN AUSTRALIAN MASTERS CHAMPS	\$ 300.00
25/9/2019	117419	MARGARET RIVER ORCHID CLUB	REFUND OF HALL & KEY DEPOSITS	\$ 200.00
25/9/2019	117418	MARIN SHEGEDIN	REFUND ANIMAL TRAP BOND	\$ 100.00
4/9/2019	117380	MASONIC CARE WA	CAMPSITE RENT 16 LOCKE ESTATE LEASE REFUND	\$ 2,253.73
25/9/2019	117429	N & S CAIRNS	CROSSOVER SUBSIDY PAYMENT	\$ 235.70
4/9/2019	117389	N TALBOT-POINSONBY	SPONSORSHIP TO SUGITO EXCHANGE STUDENT	\$ 100.00
25/9/2019	117435	NATIONAL AUSTRALIA BANK	OPEN NEW TERM DEPOSIT	\$ 4,000,000.00
25/9/2019	117437	NATIONAL AUSTRALIA BANK	OPEN NEW TERM DEPOSIT	\$ 2,000,000.00
4/9/2019	117386	P & P FULLARTON	SPONSORSHIP TO SUGITO EXCHANGE STUDENT	\$ 100.00
25/9/2019	117420	PILCO ENERGY	REFUND OF HALL & KEY DEPOSITS	\$ 200.00
4/9/2019	117385	ROD ANTHONY	SPONSORSHIP TO SUGITO EXCHANGE STUDENT	\$ 100.00
4/9/2019	117384	ROGER BURNELY	SPONSORSHIP TO SUGITO EXCHANGE STUDENT	\$ 100.00
4/9/2019	117382	S & D LANGSFORD	SPONSORSHIP TO SUGITO EXCHANGE STUDENT	\$ 100.00
25/9/2019	117425	SHARMAN HEARLE	REFUND OVERPAYMENT HOLIDAY HOME APPLICATION FEE	\$ 150.00
4/9/2019	117379	SYNERGY	ELECTRICITY SUPPLIES	\$ 1,008.45
16/9/2019	117405	SYNERGY	ELECTRICITY SUPPLIES	\$ 95,210.83

DATE	REF#	NAME	DESCRIPTION	AMOUNT
18/9/2019	117406	SYNERGY	PAYMENT VOID	\$ -
25/9/2019	117410	SYNERGY	PAYMENT CANCELLED	\$ -
25/9/2019	117411	SYNERGY	PAYMENT VOID	\$ -
25/9/2019	117412	SYNERGY	ELECTRICITY SUPPLIES	\$ 49,312.48
25/9/2019	117413	SYNERGY	PAYMENT VOID	\$ -
27/9/2019	117455	SYNERGY	ELECTRICITY SUPPLIES	\$ 5,562.60
27/9/2019	117456	SYNERGY	PAYMENT VOID	\$ -
18/9/2019	117407	TELSTRA CORPORATION	TELSTRA CORPORATION	\$ 10,056.81
25/9/2019	117446	TELSTRA CORPORATION	COMMUNICATION SERVICES	\$ 45.00
27/9/2019	117457	TELSTRA CORPORATION	TELSTRA CORPORATION	\$ 13,121.48
25/9/2019	117423	TEMASEK HOLDINGS PTY LTD	REFUND OF RATE OVERPAYMENT	\$ 5,924.27
25/9/2019	117434	VICKI BROWN	CROSSOVER SUBSIDY PAYMENT	\$ 344.10
25/9/2019	117432	W & M KILNER	CROSSOVER SUBSIDY PAYMENT	\$ 448.00
25/9/2019	117442	ADYELPHI MANAGEMENT	STRATA LEVY FEES & WATER CONSUMPTION	\$ 3,478.36
25/9/2019	117448	WATER CORPORATION	WATER SERVICES	\$ 45.83
25/9/2019	117436	WESTPAC BANK	OPEN NEW TERM DEPOSIT	\$ 4,000,000.00
25/9/2019	117438	WESTPAC BANK	OPEN NEW TERM DEPOSIT	\$ 4,000,000.00
25/9/2019	117439	WESTPAC BANK	OPEN NEW TERM DEPOSIT	\$ 3,000,000.00
				\$ 17,226,888.74

EFT PAYMENTS -SEPTEMBER 2019

DATE	REF#	NAME	DESCRIPTION	AMOUNT
24/09/2019	67265	ABEC ENVIRONMENTAL CONSULTING PTY LTD	ENVIRONMENTAL CONSULTING	\$ 8,712.00
24/09/2019	67362	AC FORSTER & SON	PLUMBING SERVICES	\$ 4,479.20
24/09/2019	67210	ACT INDUSTRIAL PTY LTD	STEEL BINS & SKIP BINS	\$ 8,497.50
24/09/2019	67398	ACTIV FOUNDATION INC.	MAINTENANCE SERVICES	\$ 52,561.35
24/09/2019	67193	ACURIX NETWORKS	INTERNET WIFI ACCESS	\$ 9,992.40
24/09/2019	67317	ADAM DAVEY CONSULTING	TURF CONSULTANT	\$ 1,485.00
24/09/2019	67179	ADELPHI TAILORING COMPANY	PROTECTIVE CLOTHING SUPPLIER	\$ 374.00
24/09/2019	67318	ADVAM PTY LTD	AIRPORT CARPARK CREDIT CARD TRANSACTIONS	\$ 649.09
24/09/2019	67286	ADVANCED SEALING TRUST	MAINTENANCE & GRAFFITI REMOVAL SERVICES	\$ 2,754.14
24/09/2019	67307	AERODROME MANAGEMENT SERVICES PTY LTD	AIR SERVICES	\$ 15,125.00
24/09/2019	67261	AL FORNO	CATERING - COUNCIL MEETING	\$ 1,974.00
16/09/2019	67136	ALAN COYNE	ANIMAL TRAP BOND REFUND	\$ 100.00
4/09/2019	67076	ALAN'S CAFE	CATERING - YOUTH CENTRE	\$ 115.50
4/09/2019	67089	ALINTA ENERGY	GAS CONNECTION AND USAGE	\$ 75.55
10/09/2019	67091	ALINTA ENERGY	GAS CONNECTION AND USAGE	\$ 243.75
4/09/2019	67065	ALLERDING & ASSOCIATES	CONSULTANCY SERVICES	\$ 4,031.50
20/09/2019	67152	ALPHA COACHING	COACHING AND FACILITATION	\$ 1,375.00
24/09/2019	67298	ALPINE LAUNDRY PTY LTD	COMMERCIAL LAUNDRY SERVICES	\$ 183.13
24/09/2019	67406	AMITY SIGNS	SIGNAGE SERVICES	\$ 231.55
24/09/2019	67255	ANDREW PLEDGER	FRIDGE DE GASSING	\$ 1,214.40
24/09/2019	67203	ANNABEL SMITH	WORKSHOP FACILITATOR	\$ 1,050.00
24/09/2019	67183	AR PLUMBING & GAS SERVICE	PLUMBING SERVICES	\$ 2,303.40
24/09/2019	67184	ARBOR GUY	TREE MAINTENANCE SERVICES	\$ 45,775.40
24/09/2019	67269	ARM SECURITY SYSTEMS	SECURITY SYSTEMS SUPPLY AND MONITORING	\$ 1,415.70
24/09/2019	67355	ARROW BRONZE	MEMORIAL PLAQUES SUPPLIER	\$ 470.08
27/09/2019	67511	AUSCO MODULAR PTY LTD	BOVELL TRANSPORTABLE CHANGE ROOMS	\$ 13,475.00
4/09/2019	67082	AUSSIE BROADBAND PTY LTD	NBN BROADBAND	\$ 2,676.70
24/09/2019	67388	AUSTRALIA POST	POSTAL SERVICE	\$ 18,534.48
27/09/2019	67514	AUSTRALIAN COMMUNITY MEDIA	NEWSPAPER ADVERTISING	\$ 3,977.40
12/09/2019	67099	AUSTRALIAN SERVICES UNION	UNION FEES	\$ 25.90
26/09/2019	67494	AUSTRALIAN SERVICES UNION	UNION FEES	\$ 25.90
12/09/2019	67098	AUSTRALIAN TAXATION OFFICE	PAYG TAXATION	\$ 226,013.00
26/09/2019	67493	AUSTRALIAN TAXATION OFFICE	PAYG TAXATION	\$ 235,324.00
24/09/2019	67437	AUTO ONE	PLANT PURCHASES / SERVICES / PARTS	\$ 4,319.21
24/09/2019	67214	AZILITY PLANET FOOTPRINT	IT SOFTWARE	\$ 988.90
24/09/2019	67404	B & B STREET SWEEPING	STREET SWEEPING SERVICE	\$ 66,482.91
24/09/2019	67370	B & J CATALANO PTY LTD	GRAVEL CRUSHING	\$ 2,549.34
24/09/2019	67248	BARRY ALLEN ELECTRICAL SERVICES PTY LTD	ELECTRICAL SERVICES	\$ 3,572.25
27/09/2019	67515	BASKETBALL RINGLEADER ALBANY	GLC BASKETBALL EQUIPMENT	\$ 365.20
24/09/2019	67397	BAY SIGNS	SIGNAGE SERVICES	\$ 85.00
24/09/2019	67284	BAYTHE LINEN AND LAUNDRY	SUPPLY OF CLEAN LINEN - BITP	\$ 680.10
16/09/2019	67116	BCP CIVIL & PLANT	MANAGEMENT FEES AUGUST-OCTOBER 2019	\$ 35,710.65
24/09/2019	67224	BCP CIVIL & PLANT	PLANT HIRE & ASBESTOS REMOVAL	\$ 5,145.64
24/09/2019	67225	BCP LIQUID WASTE	LIQUID WASTE SERVICES	\$ 8,955.58
24/09/2019	67463	BDA TREE LOPPING	TREE LOPPING SERVICES	\$ 180,864.20
26/09/2019	67487	BEACHLANDS LAWNMOWING SERVICE	LAWN MOWING SERVICE	\$ 260.00
24/09/2019	67476	BEACHSIDE BUILDING & MAINTENANCE	MAINTENANCE SERVICES	\$ 1,322.90
24/09/2019	67293	BELLROCK CLEANING SERVICES PTY LTD	CLEANING SERVICES	\$ 29,365.54
27/09/2019	67510	BEN FORSTER	STAFF REIMB MR DRIVERS LICENSE	\$ 87.90
24/09/2019	67416	BENARA NURSERY	NURSERY SUPPLIES	\$ 9,977.67
20/09/2019	67167	BG & E PTY LTD	STRUCTURAL ASSESSMENT CONSULTANCY SERVICES	\$ 10,956.00
20/09/2019	67157	BL PORTMAN	ANIMAL TRAP BOND REFUND	\$ 100.00
24/09/2019	67333	BLACK DOG INSTITUTE	TRAINING	\$ 2,475.00
24/09/2019	67395	BLACKWOODS	FLEET CONSUMABLES & MAINTENANCE PARTS	\$ 1,300.60
16/09/2019	67130	BLAKE MOORE	STAFF REIMBURSEMENT	\$ 418.50
24/09/2019	67319	BNB GUARD PTY LTD	SHORT-TERM HOLIDAY RENTAL MONITORING	\$ 4,922.50
24/09/2019	67360	BOC GASES AUSTRALIA LTD	GAS SERVICES	\$ 1,585.29
24/09/2019	67300	BP AUSTRALIA PTY LTD	JET FUEL FACILITY	\$ 367.96
24/09/2019	67190	BRIDGESTONE	TYRE SERVICES	\$ 156.97
24/09/2019	67473	BROADWATER BRICK PAVING	PAVING AND WALL SERVICES	\$ 3,562.00
24/09/2019	67202	BROOKS HIRE SERVICE PTY LTD	EQUIPMENT HIRE	\$ 8,888.00

DATE	REF#	NAME	DESCRIPTION	AMOUNT
24/09/2019	67409	BSEWA	ELECTRICAL SERVICES	\$ 44,405.98
24/09/2019	67413	BSO DEVELOPMENT CONSULTANTS	CONSULTANCY SERVICES	\$ 3,843.00
24/09/2019	67342	BSS CORPORATE PSYCHOLOGY SERVICES PTY LTD	FITNESS FOR WORK TRAINING & CONSULTING	\$ 2,865.50
24/09/2019	67372	BUCHER MUNICIPAL PTY LTD	ENGINEERING - PLANT SPARES & SERVICING	\$ 1,593.00
24/09/2019	67188	BUNBURY TELECOM SERVICE PTY LTD	MAINTENANCE SERVICES & SERVICE LOCATOR	\$ 792.00
24/09/2019	67181	BUNBURY TRUCKS	PLANT PURCHASES / SERVICES / PARTS	\$ 4,664.18
24/09/2019	67412	BUNNINGS BUILDING SUPPLIES	HARDWARE SUPPLIES	\$ 2,791.00
24/09/2019	67444	BURKE AIR	AIR CONDITIONING SERVICES	\$ 3,771.02
24/09/2019	67408	BUSSELTON AERO CLUB (INC.)	AERO CLUB - COMMUNITY BIDS	\$ 1,320.00
24/09/2019	67263	BUSSELTON AGRICULTURAL SERVICES (WA) PTY LTD	RURAL SUPPLIES	\$ 836.00
24/09/2019	67249	BUSSELTON AUTO ELECTRICS	AUTO ELECTRICAL SERVICES	\$ 1,564.90
24/09/2019	67194	BUSSELTON BEARING SERVICES	BEARING SUPPLIES	\$ 1,239.16
24/09/2019	67402	BUSSELTON BUILDING PRODUCTS	BUILDING PRODUCT SUPPLIER	\$ 856.14
24/09/2019	67351	BUSSELTON DUNSBOROUGH MAIL	ADVERTISING SERVICES	\$ 284.17
16/09/2019	67139	BUSSELTON FURNITURE PRODUCTS	SUPPLIER - HINGES AND PLATES	\$ 154.44
24/09/2019	67174	BUSSELTON HYDRAULIC SERVICES INC.	HYDRAULIC SERVICES	\$ 1,798.14
24/09/2019	67294	BUSSELTON MEDICAL PRACTICE	MEDICAL SERVICES	\$ 275.00
24/09/2019	67384	BUSSELTON MOTORS (MITSUBISHI/MAZDA)	VEHICLE PURCHASES / SERVICES / PARTS	\$ 1,104.55
24/09/2019	67180	BUSSELTON NETBALL ASSOCIATION	REIMBURSE RUBBISH BIN	\$ 440.00
24/09/2019	67399	BUSSELTON PEST & WEED CONTROL	PEST CONTROL SERVICES	\$ 31,914.96
24/09/2019	67345	BUSSELTON POTTERY GROUP INC.	COMMUNITY BIDS	\$ 7,000.00
24/09/2019	67276	BUSSELTON REWINDS	PLANT PURCHASES/SERVICES / PARTS	\$ 480.51
20/09/2019	67165	BUSSELTON STATE EMERGENCY SERVICE	PETTY CASH REIMBURSEMENT	\$ 560.62
24/09/2019	67417	BUSSELTON STATE EMERGENCY SERVICE	PETTY CASH REIMBURSEMENT	\$ 346.47
4/09/2019	67085	BUSSELTON TELEPHONES & TECHNOLOGY	BATTERIES AND RECHARGE CABLES	\$ 74.80
16/09/2019	67140	BUSSELTON TENNIS CLUB	RELOCATION HARD & GRASS COURTS	\$ 10,957.10
4/09/2019	67071	CALIBRE PROFESSIONAL SERVICES PTY LTD	DESIGN & ENGINEERING SERVICES	\$ 22,544.50
24/09/2019	67240	CALIBRE PROFESSIONAL SERVICES PTY LTD	ENGINEERING SERVICES & DESIGN	\$ 3,520.00
24/09/2019	67301	CAPE CONTAINERS	STORAGE AND EQUIPMENT HIRE	\$ 1,903.00
24/09/2019	67480	CAPE DRYCLEANERS	LINEN CLEANING SERVICES	\$ 83.50
24/09/2019	67431	CARBONE BROS PTY LTD	LIMESTONE SUPPLIES / CARTAGE SERVICES	\$ 17,940.34
24/09/2019	67327	CB TRAFFIC SOLUTIONS PTY LTD	TRAFFIC MANAGEMENT SERVICES	\$ 209.00
24/09/2019	67258	CENTRAL REGIONAL TAFF	TRAINING SERVICES	\$ 2,508.26
24/09/2019	67419	CHEM CENTRE	LABORATORY SERVICES	\$ 1,092.30
24/09/2019	67324	CHOICECHEM	BITUMEN REMOVER	\$ 5,698.00
24/09/2019	67425	CHUBB FIRE & SECURITY PTY LTD	FIRE EQUIPMENT SERVICES	\$ 5,104.98
16/09/2019	67105	CINEFFEST OZ INC.	CONTRIBUTION - FESTIVAL FILMS	\$ 11,000.00
12/09/2019	67097	CITY OF BUSSELTON CHRISTMAS CLUB	PAYROLL DEDUCTIONS	\$ 3,957.18
26/09/2019	67492	CITY OF BUSSELTON CHRISTMAS CLUB	PAYROLL DEDUCTIONS	\$ 3,657.18
12/09/2019	67102	CITY OF BUSSELTON-SOCIAL CLUB	SOCIAL CLUB REIMBURSEMENT	\$ 220.00
26/09/2019	67497	CITY OF BUSSELTON-SOCIAL CLUB	SOCIAL CLUB REIMBURSEMENT	\$ 226.00
24/09/2019	67361	CID EQUIPMENT PTY LTD	PLANT PURCHASES / SERVICES / PARTS	\$ 849.61
16/09/2019	67143	CLEANAWAY	WASTE MANAGEMENT SERVICES	\$ 88,888.62
24/09/2019	67435	CLEANAWAY	WASTE MANAGEMENT SERVICES	\$ 4,724.17
24/09/2019	67378	CLEANAWAY EQUIPMENT SERVICES	MAINTENANCE PARTS WASHER	\$ 947.10
24/09/2019	67268	CLEANAWAY SOLID WASTE PTY LTD	WASTE DISPOSAL SERVICES	\$ 46,673.15
4/09/2019	67080	CLINTON LONG PROJECT MANAGEMENT PTY LTD	OLD BUTTER FACTORY REPAIR WORKS	\$ 47,005.36
20/09/2019	67151	CLINTON LONG PROJECT MANAGEMENT PTY LTD	HERITAGE RESTORATION SPECIALIST SERVICES	\$ 48,713.02
24/09/2019	67422	COATES HIRE	HIRE EQUIPMENT SERVICES	\$ 8,153.20
24/09/2019	67446	COCA COLA - AMATIL PTY LTD	GLC KIOSK PURCHASES	\$ 687.44
4/09/2019	67087	COLES	CAFÉ AND Y-CAB SUPPLIES	\$ 704.26
16/09/2019	67142	COLES	COUNCIL & STAFF REFRESHMENTS	\$ 1,072.36
24/09/2019	67427	COLES	BUSSELTON LIBRARY STAFF REFRESHMENTS	\$ 511.52
24/09/2019	67230	COLES.COM.AU	COUNCIL & STAFF REFRESHMENTS	\$ 1,476.55
24/09/2019	67483	COMMARINE	VEHICLE HANDS FREE EQUIPMENT	\$ 585.00
24/09/2019	67233	COMMERCIAL TURF SERVICES	LAWN MOWER MECHANICAL SERVICES	\$ 990.00
16/09/2019	67138	COMMUNITY INFORMATION SUPPORT SERVICES LTD	PAYMENT CANCELLED	\$ -
20/09/2019	67155	COMMUNITY INFORMATION SUPPORT SERVICES LTD	COMMUNITY DIRECTORIES MEMBERSHIP & LICENCE FEE	\$ 22,447.15
24/09/2019	67296	COMPUTER WEST	INFORMATION TECHNOLOGY TRAINING SESSIONS	\$ 292.50
24/09/2019	67266	CORSIGN WA PTY LTD	SIGNAGE AND TRAFFIC ACCESSORIES	\$ 2,931.50
16/09/2019	67107	CR. G HENLEY	MAYORAL & COUNCILLOR PAYMENT	\$ 10,622.75
16/09/2019	67110	CR. J McCALLUM	COUNCILLOR PAYMENT	\$ 4,526.51
16/09/2019	67128	CR. K HICK	COUNCILLOR PAYMENT	\$ 2,829.81
16/09/2019	67127	CR. L MILES	COUNCILLOR PAYMENT	\$ 2,829.81
16/09/2019	67119	CR. P CARTER	COUNCILLOR PAYMENT	\$ 2,829.81
16/09/2019	67118	CR. R PAINE	COUNCILLOR PAYMENT	\$ 2,829.81
16/09/2019	67117	CR. R REEKIE	COUNCILLOR PAYMENT	\$ 2,829.81
4/09/2019	67067	CRANEFORD PLUMBING PTY LTD	HOT WATER SYSTEM REPLACEMENT	\$ 48,653.00
24/09/2019	67201	CRANEFORD PLUMBING PTY LTD	PLUMBING SERVICES	\$ 24,228.04
24/09/2019	67418	CRAVEN FOODS BUNBURY	GLC KIOSK PURCHASES	\$ 267.45
24/09/2019	67443	CROSS SECURITY SERVICES	SECURITY SERVICES	\$ 4,692.80
24/09/2019	67330	CS LEGAL - CLOISTERS SQUARE	LEGAL RECOVERY ON RATING DEBTS	\$ 985.90
24/09/2019	67291	CSSTECH GROUP PTY LTD	ICT SERVICES	\$ 9,057.40
4/09/2019	67068	D MCKENZIE T/A LITORIA ECO SERVICES	REVEGETATION SERVICES	\$ 6,765.00
24/09/2019	67423	DAVID MILDWATERS ELECTRICAL	ELECTRICAL MAINTENANCE SERVICES	\$ 16,333.15
27/09/2019	67512	DAVID NICHOLSON	STAFF REIMB RELOCATION EXPENSES	\$ 961.33
4/09/2019	67079	DAVISON ADVISORY SERVICES	PROFESSIONAL SERVICES ADVICE	\$ 3,718.00
24/09/2019	67478	DELL AUSTRALIA PTY LTD	COMPUTER EQUIPMENT SUPPLIER	\$ 264.00
24/09/2019	67350	DELNORTH PTY LTD	STEEL GUIDE POST SUPPLIER	\$ 6,820.00
16/09/2019	67106	DENNIS HADDON	ART SALES	\$ 101.50
4/09/2019	67086	DEPARTMENT OF FIRE AND EMERGENCY SERVICES	ANNUAL LEVIES-FIRE AND EMERGENCY SERVICES	\$ 755,977.96
20/09/2019	67146	DEPARTMENT OF HUMAN SERVICES	CHARGES FOR CENTREPAY FACILITY	\$ 130.68

DATE	REF#	NAME	DESCRIPTION	AMOUNT
24/09/2019	67220	DEPARTMENT OF HUMAN SERVICES	CHARGES FOR CENTREPAY FACILITY	\$ 130.68
24/09/2019	67468	DEPARTMENT OF PARKS AND WILDLIFE	PAYMENT CANCELLED	\$ -
12/09/2019	67101	DEPUTY CHILD SUPPORT REGISTRAR	SALARY DEDUCTIONS	\$ 1,563.39
26/09/2019	67496	DEPUTY CHILD SUPPORT REGISTRAR	SALARY DEDUCTIONS	\$ 1,730.76
24/09/2019	67341	DIVERSECO PTY LTD	EQUIPMENT SUPPLY AND MAINTENANCE	\$ 648.34
24/09/2019	67465	DOOR HARDWARE SOLUTIONS	HARDWARE SUPPLIES	\$ 136.13
24/09/2019	67358	DOTS POTS & OFFICE FURNITURE	OFFICE FURNITURE SUPPLIER	\$ 460.00
24/09/2019	67253	DOUTH CONTRACTING	PROPERTY & GARDEN MAINTENANCE	\$ 1,848.55
24/09/2019	67354	DOWN SOUTH LANDSCAPING	REFUND DUNSBOROUGH WASTE FEE	\$ 137.80
20/09/2019	67163	DUNSBOROUGH VOLUNTEER BUSHFIRE BRIGADE	PETTY CASH REIMBURSEMENT	\$ 50.00
24/09/2019	67432	DUNSBOROUGH & DISTRICTS PROGRESS ASSOC INC.	EVENT SPONSORSHIP	\$ 40,000.00
24/09/2019	67348	DUNSBOROUGH AND BUSSELTON WILDLIFE CARE INC.	WILDLIFE CARE SERVICES-COMMUNITY BID	\$ 2,603.00
24/09/2019	67386	DUNSBOROUGH BOBCAT SERVICE	EARTHMOVING - BOBCAT HIRE	\$ 8,800.00
24/09/2019	67216	DUNSBOROUGH HARDWARE & HOME CENTRE	HARDWARE SERVICES	\$ 211.45
24/09/2019	67452	DUNSBOROUGH OUTDOOR SPORTZ & HIRE	SPORT EQUIPMENT SUPPLIER	\$ 45.90
24/09/2019	67438	DUXTON HOTEL	ACCOMMODATION	\$ 3,759.00
24/09/2019	67222	DYMOCKS - BUSSELTON	LIBRARY RESOURCES	\$ 119.15
4/09/2019	67081	EARTH AND STONE WA	FOOTPATHS MAINTENANCE	\$ 23,010.35
24/09/2019	67428	EBSCO INFORMATION SERVICES AUSTRALIA	MAGAZINE SUPPLIER-SUBSCRIPTIONS	\$ 6,372.26
27/09/2019	67499	ECHELON AUSTRALIA	EEO TRAINING	\$ 16,681.50
24/09/2019	67218	EFAX AUSTRALIA	FAX SERVICE PROVIDER	\$ 594.00
24/09/2019	67306	EIS CONTROL PTY LTD	ELECTRICAL SERVICES	\$ 4,403.94
16/09/2019	67124	ELAMOORE NATURAL SOAPS & COSMETICS PTY LTD	ART SALES	\$ 27.30
24/09/2019	67415	ELLENBY TREE FARM PTY LTD	NURSERY SUPPLIES	\$ 3,168.00
24/09/2019	67198	ENVIRONEX INTERNATIONAL PTY LTD	POOL CHEMICALS FOR GLC	\$ 1,681.61
24/09/2019	67170	ENVIRONMENTAL HEALTH AUSTRALIA (WA)	TRAINING SERVICES	\$ 1,740.00
24/09/2019	67339	EPC TECHNOLOGIES PTY LTD	ENGINEERING AND ENERGY MARKET SERVICES	\$ 5,489.00
24/09/2019	67394	ESPLANADE HOTEL - FREMANTLE	ACCOMMODATION	\$ 259.50
24/09/2019	67212	ESPLANADE HOTEL FREMANTLE BY RYDGES	ACCOMMODATION	\$ 723.00
4/09/2019	67070	EVERETT'S HOME AND YARD MAINTENANCE	REACTIVE MAINTENANCE SERVICES	\$ 2,465.25
24/09/2019	67235	EVERETT'S HOME AND YARD MAINTENANCE	MAINTENANCE SERVICES	\$ 4,567.00
24/09/2019	67460	EXECUTIVE MEDIA PTY LTD	ADVERTISING	\$ 5,494.50
20/09/2019	67158	F & M GESUE	BJTP REFUND	\$ 62.00
24/09/2019	67363	FENNESSY'S	VEHICLE PURCHASES / SERVICES / PARTS	\$ 399.22
24/09/2019	67200	FIRE RESCUE SAFETY AUSTRALIA	FIRE SAFETY EQUIPMENT	\$ 3,297.80
20/09/2019	67156	FI KENNEDY & PKM COGHLAN	RATES REFUND OF OVERPAYMENT	\$ 4,000.00
24/09/2019	67295	FLAGS OF ALL NATIONS PTY LTD	FLAGS	\$ 3,073.40
24/09/2019	67302	FRASER SUITES PERTH	ACCOMMODATION	\$ 1,704.50
4/09/2019	67075	FRESH AS	MILK SUPPLIES FOR GLC CAFÉ	\$ 217.30
24/09/2019	67285	FRESH AS	DAIRY SUPPLIES FOR GLC CAFÉ	\$ 108.65
27/09/2019	67507	FRESH AS BALCATT	GLC CAFÉ MILK SUPPLIES	\$ 189.50
24/09/2019	67245	FRONTLINE FIRE & RESCUE EQUIPMENT	EMERGENCY RESPONSE EQUIPMENT-NAME BADGES	\$ 404.25
24/09/2019	67364	FTE ENGINEERING	MAINTENANCE SERVICES	\$ 9,571.01
16/09/2019	67125	FYFE PTY LTD	CONTAMINATED LAND AUDITOR SERVICES	\$ 37,114.00
24/09/2019	67275	FYFE PTY LTD	CONTAMINATED LAND AUDITOR SERVICES	\$ 550.00
24/09/2019	67305	G & P CURTIS	WATER CHARGES REIMBURSEMENT	\$ 114.00
24/09/2019	67383	GALVINS PLUMBING PLUS	PLUMBING SUPPLIES	\$ 203.50
24/09/2019	67450	GANNAWAYS CHARTER AND TOURS	BUS HIRE SERVICE	\$ 155.00
24/09/2019	67278	GEOBOX PTY LTD	VEHICLE CAMERAS	\$ 264.00
24/09/2019	67267	GEOGRAPHE COMMUNITY LANDCARE NURSERY	NURSERY SUPPLIES	\$ 2,000.00
16/09/2019	67122	GEOGRAPHE ELECTRICAL & COMMUNICATIONS GEC	ELECTRICAL SERVICES - STREET LIGHTING	\$ 4,191.33
24/09/2019	67270	GEOGRAPHE ELECTRICAL & COMMUNICATIONS GEC	ELECTRICAL SERVICES	\$ 997.19
24/09/2019	67377	GEOGRAPHE PETROLEUM	FUEL SERVICES	\$ 17,553.89
24/09/2019	67455	GEOGRAPHE SAWS AND MOWERS	PLANT PURCHASES / SERVICES / PARTS	\$ 720.00
20/09/2019	67161	GEOGRAPHE TIMBER & HARDWARE	HARDWARE SUPPLIES	\$ 2,325.62
24/09/2019	67254	GEOGRAPHE UNDERGROUND SERVICES	UNDERGROUND SERVICES	\$ 726.00
24/09/2019	67448	GEORGIANA MOLLOY ANGLICAN SCHOOL	VENUE HIRE	\$ 95.00
24/09/2019	67359	GILS MOWING	MAINTENANCE SERVICES	\$ 840.00
27/09/2019	67518	GORDON GRANT	STERILISED DOG LICENSE REFUND	\$ 100.00
12/09/2019	67094	GR & LC CHRISTIAN	RENTAL LEASE AGREEMENT	\$ 1,200.00
26/09/2019	67489	GR & LC CHRISTIAN	RENTAL LEASE AGREEMENT	\$ 1,200.00
24/09/2019	67208	GRACE RECORDS MANAGEMENT (AUSTRALIA) PTY LTD	STORAGE & ARCHIVING SERVICES	\$ 278.71
20/09/2019	67160	GRAHAME HALL	BJTP REFUND	\$ 118.00
27/09/2019	67500	GRANT HENLEY	REIMBURSE EXPENSES RCWA KARRATHA	\$ 311.25
24/09/2019	67453	GRASSIAS TURF MANAGEMENT	CRICKET PITCH MANAGEMENT SERVICES	\$ 3,900.00
16/09/2019	67109	GREG JAMES SCULPTURE	PIONEER WOMAN SCULPTURE	\$ 26,164.55
27/09/2019	67517	GREGORY CLIFTON	SCHEME WATER CONNECTION	\$ 633.75
24/09/2019	67365	GROCOCK GLASS	GLASS WORK SERVICES	\$ 1,907.00
16/09/2019	67144	GUMPTION PTY LTD	ADVERTISING SERVICES	\$ 3,000.00
24/09/2019	67461	GUMPTION PTY LTD	BUSINESS PLAN DESIGN	\$ 4,570.00
24/09/2019	67375	HANSON CONST. MATERIALS PTY LTD	CONCRETE SERVICES	\$ 12,509.86
27/09/2019	67524	HART SPORT	GLC VACATION CARE SPORTS EQUIPMENT	\$ 260.30
24/09/2019	67338	HARVEY NORMAN AV/IT SUPERSTORE BUSSELTON	ELECTRICAL APPLIANCE SERVICES	\$ 478.80
24/09/2019	67479	HERTZ AUSTRALIA PTY LTD	VEHICLE RENTAL SERVICES	\$ 636.27
12/09/2019	67093	HIF	HEALTH INSURANCE	\$ 247.85
26/09/2019	67488	HIF	HEALTH INSURANCE	\$ 247.85
24/09/2019	67482	HIP POCKET WORK WEAR AND SAFETY	UNIFORMS & PROTECTIVE CLOTHING	\$ 1,447.51
24/09/2019	67256	HISCONF PTY LTD	KITCHEN EQUIPMENT	\$ 330.71
24/09/2019	67187	HOLCIM (AUSTRALIA) PTY LTD	CONCRETE SERVICES	\$ 1,162.76
24/09/2019	67321	ILLION AUSTRALIA PTY LTD	TENDER ADVERTISING AND MANAGEMENT	\$ 59.14
24/09/2019	67209	IMAGE BOLLARDS PTY LTD	PAYMENT CANCELLED	\$ -
16/09/2019	67141	IPWEA-WA	MEMBERSHIP OLIVER DARBY	\$ 308.00

DATE	REF#	NAME	DESCRIPTION	AMOUNT
24/09/2019	67424	IPWEA-WA	TRAINING SERVICES	\$ 300.00
24/09/2019	67436	IRRIGATION AUSTRALIA LIMITED	TRAINING SERVICES	\$ 4,125.00
27/09/2019	67504	IWEIGH SOLUTIONS PTY LTD	SOFTWARE UPGRADES TIP WEIGHBRIDGE	\$ 5,280.00
16/09/2019	67129	JASMINE SGROI	STAFF REIMBURSEMENT	\$ 153.75
24/09/2019	67367	JASON SIGN MAKERS	SIGNAGE SUPPLIES	\$ 1,926.74
24/09/2019	67304	JCW ELECTRICAL GROUP PTY LTD	ELECTRICAL CONTRACTING	\$ 437.25
16/09/2019	67123	JENNIFER BROWN	ART SALES	\$ 25.60
24/09/2019	67223	JIMS FIRST	HARDWARE SUPPLIES	\$ 303.00
27/09/2019	67501	JOHN McCALLUM	COUNCILLOR TRAVEL	\$ 175.08
24/09/2019	67206	JS ROADSIDE PRODUCTS	ROADSIDE PRODUCTS	\$ 6,743.00
24/09/2019	67411	JTAGZ PTY LTD	ANIMAL WRAP STRAP SUPPLIER	\$ 1,841.40
24/09/2019	67353	JULIE BOAG	BJTP REFUND	\$ 65.00
16/09/2019	67137	KATHERINE ABRAHAMS	PAYMENT CANCELLED	\$ -
24/09/2019	67262	KATIE GARNETT	WELLNESS PROGRAM - YOGA	\$ 2,646.00
24/09/2019	67369	KD POWER & CO	WEIGHBRIDGE MAINTENANCE SERVICES	\$ 82.50
27/09/2019	67508	KELLY LINDA HICK	COUNCILLOR TRAVEL	\$ 350.63
24/09/2019	67237	KELLY'S AUDIO VISUAL SERVICES	ELECTRONIC SERVICES	\$ 127.00
24/09/2019	67313	KENT LYON ARCHITECT	DESIGN SERVICES	\$ 4,158.00
10/09/2019	67092	KITCHEN TAKEOVERS	COUNCIL CATERING	\$ 588.00
16/09/2019	67126	KITCHEN TAKEOVERS	COUNCIL CATERING	\$ 1,026.00
27/09/2019	67506	KITCHEN TAKEOVERS BUSSELTON	CATERING	\$ 648.00
20/09/2019	67154	KITTO & KITTO	LEGAL SERVICES	\$ 2,441.00
24/09/2019	67410	KLEENHEAT GAS	GAS SERVICES	\$ 1,561.34
24/09/2019	67328	KOMATSU AUSTRALIA	VEHICLE PURCHASE AND PARTS	\$ 396.64
20/09/2019	67159	L & S BEYERS	BJTP REFUND	\$ 127.00
24/09/2019	67379	LANDGATE (VALUER GENERAL'S OFFICE)	LAND VALUATIONS	\$ 6,974.04
24/09/2019	67374	LANDGATE CUSTOMER ACCOUNT	LAND INFORMATION AND TITLE SEARCHES	\$ 1,273.30
24/09/2019	67186	LANDSAVE ORGANICS	LANDSCAPING SERVICE	\$ 8,250.00
24/09/2019	67315	LANDSCAPE AND MAINTENANCE SOLUTIONS PTY LTD	LANDSCAPING SERVICES	\$ 6,595.60
24/09/2019	67195	LARRY PRICE	MECHANICAL SERVICES - MOWERS & PLANT	\$ 269.50
24/09/2019	67403	LAWRENCE & HANSON	ELECTRICAL/PROTECTIVE CLOTHING SUPPLIES	\$ 4,323.34
20/09/2019	67168	LD TOTAL	LANDSCAPING SERVICES	\$ 25,784.00
24/09/2019	67458	LD TOTAL	LANDSCAPING SERVICES	\$ 4,070.00
24/09/2019	67281	LEDA SECURITY PRODUCTS PTY LTD	BIKE REPAIR STATION AND TOOLS	\$ 1,386.00
16/09/2019	67145	LEEUWIN CIVIL PTY LTD	SAND SUPPLY AND DELIVERY	\$ 378,610.95
24/09/2019	67451	LEEUWIN TRANSPORT	COURIER SERVICES	\$ 4,123.54
24/09/2019	67445	LGA (WA) PTY LTD	MAINTENANCE SERVICES	\$ 21,800.90
24/09/2019	67213	LIZ MORGAN	STAFF REIMBURSEMENT	\$ 172.52
24/09/2019	67486	LOCAL GOVERNMENT PROFESSIONALS AUSTRALIA (WA DIVISION)	TRAINING SERVICES	\$ 480.00
12/09/2019	67100	LOCAL GOV'T RACE COURSE & CEMETERY EMPLOYEES	UNION FEES	\$ 379.26
26/09/2019	67495	LOCAL GOV'T RACE COURSE & CEMETERY EMPLOYEES	UNION FEES	\$ 358.76
24/09/2019	67447	LOCK AROUND THE CLOCK	SECURITY & LOCK SERVICES	\$ 3,875.23
24/09/2019	67238	LOTEX FILTER CLEANING SERVICE	PLANT FILTER CLEANING SERVICE	\$ 213.73
24/09/2019	67320	LUDLOW TUART FOREST RESTORATION GROUP INC.	DONATION - COMMUNITY BIDS	\$ 19,000.00
24/09/2019	67420	M & B SALES	HARDWARE SERVICES	\$ 116.75
24/09/2019	67470	MAIA FINANCIAL	IT LEASING PAYMENTS	\$ 515.85
20/09/2019	67162	MALATESTA ROAD PAVING & HOT MIX	ROAD HOT MIX / PAVING SERVICES	\$ 39,199.60
24/09/2019	67371	MALATESTA ROAD PAVING & HOT MIX	ROAD HOT MIX / PAVING SERVICES	\$ 74,076.50
24/09/2019	67434	MALCOLM THOMPSON PUMPS	PUMP SERVICES	\$ 92.91
16/09/2019	67113	MARGARET PARKE	ART SALES	\$ 22.40
4/09/2019	67069	MARGARET RIVER BUSSELTON TOURISM ASSOCIATION	ADVERTISING	\$ 2,200.00
24/09/2019	67231	MARGARET RIVER BUSSELTON TOURISM ASSOCIATION	CLEANING LEASE CONTRIBUTION	\$ 2,136.34
24/09/2019	67207	MARGARET RIVER FENCING	FENCING & MAINTENANCE SERVICES	\$ 7,832.00
24/09/2019	67236	MARKETFORCE PTY LTD	EMPLOYMENT ADVERTISING SERVICES	\$ 2,475.05
27/09/2019	67523	MAXINE PALMER BUSSELTON	STAFF REIMB TOURISM CONFERENCE EXPENSES	\$ 315.73
16/09/2019	67112	MCG ARCHITECTS PTY LTD	SENIOR CITIZENS CENTRE - ARCHITECTURAL SERVICES	\$ 45,265.00
24/09/2019	67176	MCMULLEN NOLAN GROUP PTY LTD	LAND SURVEYING SERVICES	\$ 517.00
24/09/2019	67282	MERCURE HOTEL PERTH	ACCOMMODATION	\$ 276.00
24/09/2019	67429	METROCOUNT	BATTERY SUPPLIER	\$ 1,056.00
24/09/2019	67347	MICRO PRODUCTS AUSTRALIA	MICROCHIPS AND RFID SCANNERS	\$ 724.50
16/09/2019	67135	MILLENNIUM MINERALS LIMITED	FACILITY BOND REFUND	\$ 200.00
24/09/2019	67475	MJB INDUSTRIES PTY LTD	DRAINAGE SUPPLIES	\$ 10,380.70
24/09/2019	67211	NALDA HOSKINS	ART SALES	\$ 190.80
24/09/2019	67221	NAMES PLUS EMBROIDERY	EMBROIDERY SERVICES - UNIFORM	\$ 40.00
24/09/2019	67185	NAOMI SEARLE	STAFF REIMBURSEMENT	\$ 90.00
24/09/2019	67244	NATURALISTE HYGIENE SERVICES	HYGIENE SERVICES	\$ 550.00
4/09/2019	67088	NATURALISTE TRAVEL	TRAVEL & TRANSPORT SERVICES-FLIGHTS	\$ 2,410.00
24/09/2019	67311	NATURALISTE TURF	TURF MAINTENANCE SERVICES	\$ 7,744.13
24/09/2019	67334	NETSTAR AUSTRALIA PTY LTD	GPS TELEMATICS-CAMERA REPLACEMENT	\$ 350.90
24/09/2019	67484	NEVERFAIL SPRINGWATER LTD	WATER REFILL SERVICE - DUNS WASTE FACILITY	\$ 219.65
24/09/2019	67322	NEW IMAGE LANDSCAPING AND MAINTENANCE	LANDSCAPE MAINTENANCE	\$ 2,469.50
16/09/2019	67133	NEXT LEVEL MONKEY BUSINESS	PRIZE OF FAMILY PASS DUNSBOROUGH PRIMARY SCHOOL SCIENC	\$ 205.00
24/09/2019	67373	NICHOLLS MACHINERY	PLANT PURCHASES / SERVICES / PARTS	\$ 871.86
24/09/2019	67314	NIGHTLIFE MUSIC PTY LTD	MUSIC AND VIDEO SUBSCRIPTION SERVICES	\$ 407.00
24/09/2019	67316	NORMAN DISNEY & YOUNG	BUILDING SERVICES UPGRADE GLC	\$ 10,175.00
24/09/2019	67441	NVMS (NOISE & VIBRATION SYSTEMS) P/L	NOISE LEVEL ANALYSER TRAINING	\$ 1,265.00
20/09/2019	67153	ODAN DESIGN AND BUILD	DESIGN AND BUILDING SERVICES	\$ 7,376.60
24/09/2019	67289	OFFICEWORKS	OFFICE EQUIPMENT SERVICES	\$ 492.21
24/09/2019	67344	OILVAC AUSTRALIA PTY LTD	OIL CHANGING EQUIPMENT	\$ 5,351.38
16/09/2019	67104	OLIVER DARBY	STAFF REIMBURSEMENT	\$ 110.59
24/09/2019	67481	ONEMUSIC AUSTRALIA	MUSIC LICENSES	\$ 3,254.72
24/09/2019	67308	ONSITE RENTAL GROUP PTY LTD	PLANT HIRE MAINTENANCE & CONSTRUCTION	\$ 8,468.86

DATE	REF#	NAME	DESCRIPTION	AMOUNT
16/09/2019	67115	OPTUS BILLING SERVICES PTY LTD	FIXED INTERNET ACCESS	\$ 3,649.40
24/09/2019	67390	OTIS ELEVATOR COMPANY PTY LTD	ELEVATOR SERVICES	\$ 5,589.99
24/09/2019	67349	OTTELIA ECOLOGY	ENVIRONMENTAL CONSULTANT	\$ 3,300.00
24/09/2019	67469	OWEN G ISBEL	ART SALES	\$ 72.00
24/09/2019	67182	OZCAD PTY LTD	SOFTWARE SUPPLIES	\$ 805.20
4/09/2019	67077	OZGSE	WATER & TOILET CART BUSSELTON AIRPORT	\$ 29,645.00
24/09/2019	67299	OZLED AUST PTY LTD	EMERGENCY WARNING PRODUCTS	\$ 734.04
24/09/2019	67454	P & M AUTOMOTIVE EQUIPMENT	BI-ANNUAL SERVICE OF HOIST	\$ 338.25
27/09/2019	67522	PACIFIC BIOLOGICS WAREHOUSE	MOSQUITO CONTROL CHEMICAL PROSAND	\$ 14,298.52
16/09/2019	67114	PANCAKE DESIGNS RESIN	ART SALES	\$ 84.00
27/09/2019	67519	PAUL ALAN SYDNEY-SMITH	STAFF REIMB PEST WEED CONTROL LICENSE	\$ 190.00
27/09/2019	67509	PAUL AND SARA GUNNING	STAFF REIMB WORK RELATED SUBSCRIPTION	\$ 118.00
27/09/2019	67520	PAUL SHERIDAN	STAFF REIMB VEHICLE FUEL	\$ 77.69
24/09/2019	67309	PB & MM LANGRIDGE	WATER CHARGES REIMBURSEMENT	\$ 114.00
24/09/2019	67337	PC-EFTPOS	SERVICE FEE FOR PC-EFTPOS	\$ 55.00
24/09/2019	67381	PENDREY AGENCIES P/L	CHEMICAL / RURAL SUPPLIES	\$ 230.40
4/09/2019	67066	PETA TUCK	STAFF REIMBURSEMENT	\$ 82.50
24/09/2019	67219	PFS FENCING PTY LTD	FENCING SERVICES	\$ 689.26
16/09/2019	67108	PHIL HOLLETT PHOTOGRAPHY	ART SALES	\$ 311.05
24/09/2019	67357	PK COURIERS	COURIER SERVICES	\$ 425.70
24/09/2019	67232	POLYLINK	RETICULATION SUPPLIES	\$ 471.90
24/09/2019	67323	POWER MEDICAL CENTRE	PRE EMPLOYMENT MEDICAL	\$ 159.50
24/09/2019	67392	PRESTIGE PRODUCTS	HOSPITALITY EQUIPMENT SUPPLIER	\$ 235.93
24/09/2019	67283	PRESTIGE PROJECT GROUP PTY LTD	PAYMENT CANCELLED	\$ -
10/09/2019	67090	PRIME URBAN WA PTY LTD	LANDSCAPE IMPLEMENTATION BOND	\$ 6,120.00
16/09/2019	67134	PROBAGS PTY LTD	PROMOTIONAL BAGS	\$ 812.90
16/09/2019	67111	PROFESSIONALS SOUTH WEST	RATE REFUND	\$ 1,071.00
24/09/2019	67387	PRO-LINE KERBING	KERBING SERVICES	\$ 17,977.96
24/09/2019	67251	PVR INDUSTRIAL PTY LTD	INDUSTRIAL PUMP REPAIRS & MAINTENANCE	\$ 2,420.22
24/09/2019	67287	PYJAMA DRAMA SOUTH WEST	INTERACTIVE THEATRE SHOW	\$ 320.00
24/09/2019	67260	REDFISH TECHNOLOGIES PTY LTD	AUDIO VIDEO CONSULTING	\$ 4,394.50
24/09/2019	67396	REPCO AUTO PARTS	PLANT PURCHASES / SERVICES / PARTS	\$ 879.14
24/09/2019	67439	RICOH BUSINESS CENTRE	OFFICE EQUIPMENT SERVICES - PHOTOCOPIING	\$ 8,706.74
4/09/2019	67073	RIDER LEVETT BUCKNALL WA PTY LTD	QUANTITY SURVEY SERVICES	\$ 2,750.00
24/09/2019	67466	RMS (AUST) PTY LTD	SOFTWARE SERVICES	\$ 59.40
27/09/2019	67505	ROBERT REEKIE	COUNCILLOR TRAVEL	\$ 59.07
24/09/2019	67389	ROD'S AUTO ELECTRICS	AUTO ELECTRICAL SERVICES	\$ 1,997.43
24/09/2019	67228	ROSE AND CROWN	ACCOMMODATION	\$ 854.50
24/09/2019	67414	RUBEK AUTOMATIC DOORS	AUTOMATIC DOOR SERVICES	\$ 10,629.30
16/09/2019	67121	RUTH BROOKS	ART SALES	\$ 84.00
24/09/2019	67456	SAFE & SURE SECURITY PTY LTD	SECURITY SERVICES - ALARM OCCURRENCE	\$ 1,859.00
24/09/2019	67227	SANDGROPER CONTRACTING	LIQUID WASTE REMOVAL SERVICE	\$ 3,129.00
24/09/2019	67462	SANITY - BUSSELTON	LIBRARY RESOURCES	\$ 6.99
24/09/2019	67199	SCOPE BUSINESS IMAGING	PREVENTATIVE SERVICE PLAN	\$ 192.50
24/09/2019	67312	SEA CHANGE NEWS	NEWSPAPERS AND PERIODICALS	\$ 172.39
24/09/2019	67242	SEASIDE LANDSCAPING CONTRACTORS	LANDSCAPING SERVICES	\$ 2,843.50
24/09/2019	67277	SECURUS	SECURITY SYSTEMS SUPPLY AND MONITORING	\$ 242.00
24/09/2019	67196	SETON AUSTRALIA	BOOT BRUSH	\$ 352.44
4/09/2019	67074	SHAPE MANAGEMENT	CONSULTANCY SERVICES FOR MAJOR PROJECTS	\$ 2,145.00
24/09/2019	67467	SHARON WILLIAMS	PAYMENT CANCELLED	\$ -
24/09/2019	67241	SHEDS DOWN SOUTH	SHED CONSTRUCTION	\$ 275.00
24/09/2019	67430	SHENTON PUMPS	POOL SUPPLIES & SERVICES	\$ 130.00
24/09/2019	67477	SHORE COASTAL PTY LTD	COASTAL CONSULTANCY SERVICES	\$ 24,761.00
24/09/2019	67426	SIGMA COMPANIES GROUP PTY LTD	POOL CHEMICAL SUPPLIER	\$ 290.35
4/09/2019	67083	SMARTSALARY PTY LTD	SALARY PACKAGING SERVICE	\$ 12,614.04
12/09/2019	67096	SMARTSALARY PTY LTD	SALARY PACKAGING SERVICE	\$ 16,113.56
26/09/2019	67491	SMARTSALARY PTY LTD	SALARY PACKAGING SERVICE	\$ 16,497.71
24/09/2019	67335	SOURCE SEPARATION SYSTEMS PTY LTD	WASTE AND RECYCLING EQUIPMENT	\$ 5,294.21
24/09/2019	67175	SOUTH WEST ACADEMY OF SPORT	COMMUNITY GRANT BIDS	\$ 11,000.00
24/09/2019	67343	SOUTH WEST AUTOMOTIVE	GVM AUTOMOTIVE UPGRADE	\$ 3,781.24
24/09/2019	67472	SOUTH WEST COUNSELLING	EAP COUNSELLING SERVICES	\$ 2,387.00
24/09/2019	67393	SOUTH WEST ISUZU	PLANT PURCHASES / SERVICES / PARTS	\$ 37.14
24/09/2019	67326	SOUTH WEST OFFICE NATIONAL	STATIONERY AND OFFICE SUPPLIES	\$ 770.35
24/09/2019	67205	SOUTH WEST PRINTING & PUBLISHING	ADVERTISING SERVICES	\$ 1,055.00
24/09/2019	67340	SOUTH WEST SAND CLEANING	SAND CLEANING OF SAND PITS	\$ 3,335.75
24/09/2019	67376	SOUTH WEST STEEL PRODUCTS	STEEL PRODUCTS SUPPLIER	\$ 98.55
24/09/2019	67178	SOUTH WEST ZONE - WALGA	MEMBERSHIP	\$ 600.00
24/09/2019	67279	SOUTHERN ATU SERVICES PTY LTD	WASTE MANAGEMENT SERVICES	\$ 173.00
24/09/2019	67297	SOUTHERN CIVIL EARTHWORKS PTY LTD	EARTHMOVING & MACHINERY HIRE	\$ 4,114.00
24/09/2019	67257	SOUTHERN LIGHT EVENTS	SOUND, LIGHTING AND STAGING	\$ 55.00
24/09/2019	67366	SOUTHERN LOCK & SECURITY	SECURITY SERVICES	\$ 510.23
24/09/2019	67197	SOUTHWEST GEOGRAPHIX	SIGNWRITING SERVICES	\$ 589.60
24/09/2019	67246	SOUTHWEST OUTDOOR POWER	PLANT PURCHASES / SERVICES / PARTS	\$ 328.05
24/09/2019	67421	SOUTHWEST TYRE SERVICE	PLANT TYRE SUPPLIER / REPAIRER	\$ 9,996.65
24/09/2019	67204	SPHERE LEGAL PTY LTD	DEBT COLLECTION LEGAL SERVICES	\$ 9.98
24/09/2019	67239	SPORTFIRST BUSSELTON	SPORTING PRODUCTS	\$ 240.00
24/09/2019	67310	SPORTSPOWER	SPORT EQUIPMENT SUPPLIER	\$ 201.97
24/09/2019	67226	SPYKER TECHNOLOGIES PTY LTD	CCTV PRODUCTS AND SERVICES	\$ 3,354.43
24/09/2019	67189	ST JOHN AMBULANCE	TRAINING SERVICES	\$ 800.00
24/09/2019	67272	STALEY FOOD & PACKAGING	CLEANING CHEMICALS	\$ 954.90
27/09/2019	67516	STARMIX HOLDINGS PTY LTD BALCATT	BOLLARDS	\$ 3,378.10
24/09/2019	67380	STATE LIBRARY OF WESTERN AUSTRALIA	LIBRARY RESOURCES	\$ 1,540.00

DATE	REF#	NAME	DESCRIPTION	AMOUNT
27/09/2019	67513	STEPHEN AND TRACY PARNHAM	SCHEME WATER CONNECTION	\$ 394.90
24/09/2019	67356	STEWART & HEATON CLOTHING CO PTY LTD	PROTECTIVE CLOTHING SUPPLIER	\$ 1,935.88
12/09/2019	67095	STOCKER PRESTON	RENT - A NOTTLE	\$ 860.00
26/09/2019	67490	STOCKER PRESTON	8256-RENT - A NOTTLE	\$ 860.00
24/09/2019	67457	STRATAGREEN	NURSERY SUPPLIES	\$ 1,723.43
24/09/2019	67331	STREAM ENVIRONMENT AND WATER PTY LTD	ENVIRONMENTAL CONSULTANCY	\$ 5,247.00
16/09/2019	67103	SUPERCHOICE	SUPERANNUATION	\$ 167,319.61
26/09/2019	67498	SUPERCHOICE	SUPERANNUATION	\$ 170,720.39
27/09/2019	67503	SURFING WESTERN AUSTRALIA	GRANT CAPE NATURALISTE PRO	\$ 16,500.00
24/09/2019	67449	SURVCON PTY LTD	SURVEY SERVICES	\$ 6,384.14
20/09/2019	67149	SW ENVIRONMENTAL	ENVIRONMENTAL MANAGEMENT SERVICES	\$ 5,472.50
24/09/2019	67391	SW PRECISION PRINT	PRINTING SERVICES	\$ 2,610.00
24/09/2019	67368	T J DEPIAZZI & SONS	LAWN SUPPLIES	\$ 4,004.09
24/09/2019	67274	TAS'S BAKERY	CATERING - BFB VOLUNTEERS	\$ 162.54
24/09/2019	67280	TENDERLINK.COM	TENDER ADVERTISING	\$ 330.00
24/09/2019	67471	THE ARTIST'S CHRONICLE	ADVERTISING SERVICES	\$ 490.00
24/09/2019	67173	THE BUSSELTON POPULATION MEDICAL RESEARCH INSTITUTE INC.	COMMUNITY GRANT BIDS	\$ 783.00
24/09/2019	67303	THE GOOD EGG CAFE	VENUE HIRE AND CATERING	\$ 862.00
16/09/2019	67120	THE PLANT SUPPLY CO	NURSERY SERVICES	\$ 990.00
24/09/2019	67252	THE PLANT SUPPLY CO	NURSERY SERVICES	\$ 528.00
24/09/2019	67288	THE SEBEL BUSSELTON	ACCOMMODATION	\$ 471.00
24/09/2019	67234	THE URBAN COFFEE HOUSE	CATERING - VARIOUS EVENTS & VENUES	\$ 2,749.60
24/09/2019	67217	THOMSON REUTERS (PROFESSIONAL) AUSTRALIA LTD	RECRUITMENT SERVICES	\$ 15,163.86
20/09/2019	67148	TO70 AVIATION AUSTRALIA PTY LTD	NOISE ASSESSMENT UPDATE	\$ 10,164.00
24/09/2019	67336	TOLL TRANSPORT PTY LTD	COURIER SERVICES	\$ 322.32
24/09/2019	67407	TOTAL EDEN PTY LTD	RETICULATION SUPPLIES	\$ 4,017.20
24/09/2019	67169	TOTAL HORTICULTURAL SERVICES	LANDSCAPING SERVICES	\$ 16,758.11
24/09/2019	67325	TOTAL TOOLS	VARIOUS TOOLS	\$ 6,534.00
24/09/2019	67346	TOWIE TIMBER TRAINING	TRAINING SERVICES	\$ 2,250.00
24/09/2019	67485	T-QUIP	MOWER PARTS & SERVICE	\$ 2,421.05
24/09/2019	67464	TRADE HIRE	PLANT HIRE & EQUIPMENT SERVICES	\$ 2,402.87
24/09/2019	67172	TRAFFIC FORCE	TRAFFIC MANAGEMENT SERVICES	\$ 10,627.70
24/09/2019	67273	TRUCK CENTRE (WA) PTY LTD	NEW VEHICLE PARTS & SERVICE	\$ 39.72
24/09/2019	67243	TYRECYCLE PTY LTD	TYRE RECYCLING	\$ 5,161.94
24/09/2019	67264	UNDERGROUND POWER DEVELOPMENT PTY LTD	STREET LIGHTING AND POWER DESIGN	\$ 5,307.50
24/09/2019	67259	VASSE BINS	SKIP BIN SERVICES	\$ 275.00
16/09/2019	67132	VEENS DESIGN GROUP	DESIGN & TECHNICAL CONSULTANCY SERVICES	\$ 2,695.00
20/09/2019	67150	VETERAN CAR CLUB OF WA INC.	NEW CLUBHOUSE	\$ 41,102.04
24/09/2019	67459	VINEPOWER MARGARET RIVER PTY LTD	LANDSCAPING SERVICES	\$ 165.00
24/09/2019	67191	WA EXTERNAL SOLUTIONS	GUTTER AND ROOFING SERVICES	\$ 2,692.00
24/09/2019	67442	WA RANGERS ASSOCIATION	MEMBERSHIP FEES & EMBROIDERED CAPS	\$ 1,733.35
20/09/2019	67164	WA TREASURY CORPORATION	LOAN REPAYMENTS	\$ 863,913.61
16/09/2019	67131	WALCON MARINE AUSTRALASIA PTY LIMITED	PORT GEOGRAPHE FINGER JETTY CONTRACT	\$ 37,447.68
24/09/2019	67171	WALGA	WALGA TRAINING SERVICES	\$ 10,894.00
24/09/2019	67290	WATERMAN PLUMBING & GAS	PLUMBING SERVICES	\$ 352.00
20/09/2019	67147	WEATHERSAFE WA (DEL-RAY CANVAS)	CANVAS SERVICES	\$ 3,947.90
24/09/2019	67271	WELL DONE INTERNATIONAL PTY LTD	AFTERHOURS CALL CENTRE SERVICE	\$ 2,570.59
24/09/2019	67400	WEST OZ LINEMARKING	LINE MARKING SERVICES	\$ 2,324.30
24/09/2019	67332	WESTBOOKS	LIBRARY RESOURCES	\$ 1,613.82
24/09/2019	67292	WESTERN AUSTRALIAN REGIONAL CAPITALS ALLIANCE INCORPORATED	ANNUAL MEMBERSHIP	\$ 16,500.00
24/09/2019	67247	WESTERN IRRIGATION PTY LTD	BORE AND IRRIGATION SERVICES	\$ 3,575.00
24/09/2019	67401	WESTRAC EQUIPMENT P/L	PLANT PURCHASES / SERVICES / PARTS	\$ 1,584.90
24/09/2019	67215	WESTSIDE TILT TRAY SERVICE	ABANDONED CAR REMOVAL	\$ 330.00
4/09/2019	67078	WHO'S ON LOCATION LIMITED	ELECTRONIC VISITOR MANAGEMENT SYSTEM	\$ 70.00
24/09/2019	67329	WHO'S ON LOCATION LIMITED	ELECTRONIC VISITOR MANAGEMENT SYSTEM	\$ 70.00
24/09/2019	67382	WINC AUSTRALIA PTY LTD	STATIONERY SUPPLIER	\$ 460.85
24/09/2019	67192	WIZID PTY LTD	PAYMENT CANCELLED	\$ -
27/09/2019	67502	WIZID PTY LTD	GLC WRIST BANDS	\$ 113.30
20/09/2019	67166	WML CONSULTANTS PTY LTD	METHODOLOGY CONSULTANCY SERVICES	\$ 5,073.75
24/09/2019	67405	WORK CLOBBER	PROTECTIVE CLOTHING SUPPLIER	\$ 4,290.45
24/09/2019	67229	WORK METRICS	HEALTH AND SAFETY SOFTWARE	\$ 110.00
24/09/2019	67440	WREN OIL	WASTE OIL SERVICES	\$ 33.00
27/09/2019	67521	WRIGHT EXPRESS AUSTRALIA PTY LTD (COLES)	MISC. GROCERIES	\$ 375.38
24/09/2019	67177	XPANSE	COMPUTER SOFTWARE SUPPLIER	\$ 7,616.40
4/09/2019	67072	YAHAVA KOFFEE WORKS WHOLESALE	COFFEE PRODUCTS GLC CAFE	\$ 374.85
24/09/2019	67250	YAHAVA KOFFEE WORKS WHOLESALE	COFFEE PRODUCTS FOR GLC CAFE	\$ 437.50
24/09/2019	67474	YALLINGUP STEINER SCHOOL	PAYMENT CANCELLED	\$ -
24/09/2019	67433	YOUTH CARE	SCHOOL CHAPLAINCY	\$ 44,539.00
24/09/2019	67352	YVONNE INNES	ANIMAL STERILISATION REFUND	\$ 100.00
24/09/2019	67385	ZIPFORM	PRINTING SERVICES	\$ 16,501.31
4/09/2019	67084	ZOE CHALWELL-JAMES	STAFF REIMBURSEMENT	\$ 152.85
				\$ 5,299,642.00





TRUST ACCOUNT -SEPTEMBER 2019

DATE	REF#	NAME	DESCRIPTION	AMOUNT
6/9/2019	7469	CITY OF BUSSELTON	CITY OF BUSSELTON	\$ 521.00
6/9/2019	7468	CONSTRUCTION TRAINING FUND	CONSTRUCTION TRAINING FUND	\$ 14,345.16
6/9/2019	7463	CTF & BSL LEVY REFUNDS	A & B KUHLMANN	-\$ 2,359.00
6/9/2019	7466	CTF & BSL LEVY REFUNDS	A & B KUHLMANN	\$ 2,359.00
6/9/2019	7467	DEPARTMENT OF MINES, INDUSTRY REGULATION & SAFETY	DEPARTMENT OF MINES, INDUSTRY REGULATION & SAFETY	\$ 21,204.61
16/9/2019	7470	DEPARTMENT OF MINES, INDUSTRY REGULATION & SAFETY	DEPARTMENT OF MINES, INDUSTRY REGULATION & SAFETY	\$ 2,080.00
				\$ 38,150.77

INTERNAL PAYMENTS -SEPTEMBER 2019

DATE	REF#	NAME	DESCRIPTION	AMOUNT
DATE	REF#	NAME	DESCRIPTION	AMOUNT
28/9/2019	3902	ANZ BANK - VISA CARD - SEE BELOW TRANSACTIONS	ANZ BANK - VISA CARD - SEE BELOW TRANSACTIONS	\$ 21,757.74
			ACCOMMODATION FOR WA LG WEEK 2019 AGM	\$ 185.00
			ACCOMMODATION FOR WA LG WEEK 2019 AGM	\$ 185.00
			ACCOMMODATION LIVEABLE CITIES CONFERENCE	\$ 540.44
			ANNUAL CREDIT CARD FEE REFUND	-\$ 1,057.31
			BALANCE BALL CHAIR	\$ 419.94
			BAY TO BAY ELECTRONIC NEWSLETTER	\$ 226.70
			CLEARING PERMIT APPLICATIONS	\$ 2,400.00
			COMMUNITY RECOVERY TRAINING REFUND	-\$ 1,188.00
			CONFERENCE ATTENDANCE	\$ 447.54
			CONFERENCE REGISTRATION	\$ 447.54
			CORPORATE FIREARMS LICENSE	\$ 128.00
			FLIGHTS TO LGCOG CONFERENCE	\$ 2,391.38
			FRASER COAST CEO GROUP CONFERENCE	\$ 649.00
			FRASER COAST CEO GROUP CONFERENCE	\$ 378.00
			FUEL DFCS VEHICLE	\$ 107.01
			FUEL DFCS VEHICLE	\$ 106.25
			FUEL DFCS VEHICLE	\$ 107.07
			FUEL DFES VEHICLE	\$ 107.81
			GLC ADVERTISING	\$ 371.19
			GLC ADVERTISING	-\$ 47.64
			ICAM LEAD INVESTIGATOR TRAINING	\$ 640.00
			ICAM LEAD INVESTIGATOR TRAINING	\$ 1,160.00
			I-CLOUD STORAGE MOBILE PHONE	\$ 1.49
			IPWEA AWARDS AIRPORT PARKING	\$ 124.23
			IPWEA GALA AWARDS ACCOMMODATION	\$ 425.00
			MEALS & PARKING PRE FLIGHT	\$ 83.00
			ONLINE PHOTO PURCHASE GLC	\$ 1.03
			ONLINE PHOTO PURCHASE GLC	\$ 2.06
			ONLINE PHOTO PURCHASE GLC	\$ 3.09
			PARKING	\$ 120.99
			PARKING CITY OF PERTH	\$ 12.12
			PDQ DEPLOY ENTERPRISE LICENSES	\$ 6,839.63
			PERMIT VOLVO WHEEL LOADER P149305	\$ 50.00
			PHOENIX SOFTWARE EMAIL CAPABILITY	\$ 22.77
			POST IT EASEL PADS X 4 COG WORKSHOPS	\$ 139.44
			POST IT EASEL PADS X 4 COG WORKSHOPS	\$ 44.95
			REFRESHMENTS TEC1 BI-ANNUAL UPGRADE	\$ 67.50
			REGISTRATION FEE - TRAINING	\$ 275.50
			SISTER CITIES FORUM NETWORKING EVENT	\$ 150.00
			TAXI FARE	\$ 54.39
			THANKS FUNCTION BEACH GRANT APPLICATION	\$ 227.50
			TUITION FEES	\$ 3,495.45
			WA TOURISM CONFERENCE KARRATHA	\$ 690.00
			WALGA AGM FUEL	\$ 20.07
			WALGA AGM LG WEEK LUNCH	\$ 20.00
			YEARLY ONLINE MEMBERSHIP	\$ 182.61
2/9/2019	3903	ANZ BANK	BANK FEES - MERCHANT FEE	\$ 8,557.36
2/9/2019	3904	ANZ BANK	BANK FEES - BPAY TRANSACTION FEES	\$ 4,411.15
2/9/2019	3905	ANZ BANK	BANK FEES - BPAY TRANSACTION FEES	\$ 405.10
3/9/2019	3906	ANZ BANK	BANK FEES - BPAY TRANSACTION FEES	\$ 7,843.90
6/9/2019	3910	ANZ BANK	BANK FEES - TRANSACTION FEES	\$ 288.95
6/9/2019	3911	ANZ BANK	BANK FEES - TRANSACTION FEES	\$ 313.12
31/8/2019	3923	CALTEx	FUEL PURCHASES	\$ 72,498.46
27/9/2019	3909	CANCELLED PAYMENT	CANCELLED PAYMENT	\$ -
27/9/2019	3917	CANCELLED PAYMENT	CANCELLED PAYMENT	\$ -
19/9/2019	3915	CHILDWISE	REFUND CANCELLED BOOKING FEE	\$ 102.00
11/9/2019	3900	CITY OF BUSSELTON	PAYROLL & SALARIES	\$ 747,610.34
16/9/2019	3901	CITY OF BUSSELTON	PAYROLL & SALARIES	\$ 163.34
25/9/2019	3920	CITY OF BUSSELTON	PAYROLL & SALARIES	\$ 763,899.57
18/9/2019	3921	CITY OF BUSSELTON	CORRECTION OF CUSTOMER PAYMENT VIA BPAY	\$ 299.96
26/9/2019	3922	CITY OF BUSSELTON	CORRECTION OF CUSTOMER PAYMENT VIA BPAY	\$ 250.00
16/9/2019	3924	COMMONWEALTH BANK	BANK FEES - B-POINT FACILITY	\$ 311.26
3/9/2019	3907	EMERGE ASSOCIATES	REFUND OF B-POINT TRANSACTION	\$ 441.00
11/9/2019	3913	EMERGE ASSOCIATES	REFUND OF RATE OVERPAYMENT	\$ 147.00
2/9/2019	3918	LES MILLS ASIA PACIFIC	CONTRACT GLC PROGRAM FEES	\$ 573.71
2/9/2019	3919	LES MILLS ASIA PACIFIC	CONTRACT GLC PROGRAM FEES	\$ 478.09
6/9/2019	3912	PAULINE ROCKLEY	REFUND OF RATE OVERPAYMENT	\$ 288.30
17/9/2019	3914	PETER & ANITA PERRY	REFUND OF RATE OVERPAYMENT	\$ 1,678.88
24/9/2019	3916	ST GEORGES COMMUNITY CARE DUNSBOROUGH	REFUND OVERPAYMENT OF FEES	\$ 215.00
4/9/2019	3908	ZJ GOSS & CJ JORGENSEN	REFUND OF RATE OVERPAYMENT	\$ 45.29
				\$ 1,632,579.52

6.2 FINANCIAL ACTIVITY STATEMENTS - PERIOD ENDING 30 SEPTEMBER 2019

STRATEGIC GOAL	6. LEADERSHIP Visionary, collaborative, accountable
STRATEGIC OBJECTIVE	6.1 Governance systems, process and practices are responsible, ethical and transparent.
SUBJECT INDEX	Budget Planning and Reporting
BUSINESS UNIT	Financial Services
REPORTING OFFICER	Manager Financial Services - Paul Sheridan
AUTHORISING OFFICER	Director Finance and Corporate Services - Tony Nottle
NATURE OF DECISION	Executive: substantial direction setting, including adopting strategies, plans and policies (excluding local planning policies), tenders, setting and amending budgets, funding, donations and sponsorships, reviewing committee recommendations
VOTING REQUIREMENT	Simple Majority
ATTACHMENTS	Attachment A Investment Report September 2019   Attachment B Financial Activity Statement Period Ended September 2019  

OFFICER RECOMMENDATION

That the Council receives the statutory financial activity statement reports for the period ending 30 September 2019, pursuant to Regulation 34(4) of the *Local Government (Financial Management) Regulations*.

EXECUTIVE SUMMARY

Pursuant to Section 6.4 of the *Local Government Act 1995* (the Act) and Regulation 34(4) of the *Local Government (Financial Management) Regulations 1996* (the Regulations), a local government is to prepare, on a monthly basis, a statement of financial activity that reports on the City's financial performance in relation to its adopted / amended budget.

This report has been compiled to fulfil the statutory reporting requirements of the Act and associated Regulations, whilst also providing the Council with an overview of the City's financial performance on a year to date basis for the period ending 30 September 2019.

BACKGROUND

The Regulations detail the form and manner in which financial activity statements are to be presented to the Council on a monthly basis, and are to include the following:

- Annual budget estimates
- Budget estimates to the end of the month in which the statement relates
- Actual amounts of revenue and expenditure to the end of the month in which the statement relates
- Material variances between budget estimates and actual revenue/expenditure (including an explanation of any material variances)
- The net current assets at the end of the month to which the statement relates (including an explanation of the composition of the net current position)

Additionally, and pursuant to Regulation 34(5) of the Regulations, a local government is required to adopt a material variance reporting threshold in each financial year. At its meeting of 31 July 2019, the Council adopted (C1907/131) the following material variance reporting threshold for the 2019/20 financial year:

“That pursuant to Regulation 34(5) of the *Local Government (Financial Management) Regulations*, the Council adopts a material variance reporting threshold with respect to financial activity statement reporting for the 2019/20 financial year as follows:

- Variances equal to or greater than 10% of the year to date budget amount as detailed in the Income Statement by Nature and Type/Statement of Financial Activity report, however variances due to timing differences and/or seasonal adjustments are to be reported on a quarterly basis; and
- Reporting of variances only applies for amounts greater than \$25,000.”

OFFICER COMMENT

In order to fulfil statutory reporting requirements and to provide the Council with a synopsis of the City’s overall financial performance on a full year basis, the following financial reports are attached hereto:

Statement of Financial Activity

This report provides details of the City’s operating revenues and expenditures on a year to date basis, by nature and type (i.e. description). The report has been further extrapolated to include details of non-cash adjustments and capital revenues and expenditures, to identify the City’s net current position; which reconciles with that reflected in the associated Net Current Position report.

Net Current Position

This report provides details of the composition of the net current asset position on a full year basis, and reconciles with the net current position as per the Statement of Financial Activity.

Capital Acquisition Report

This report provides full year budget performance (by line item) in respect of the following capital expenditure activities:

- Land and Buildings
- Plant and Equipment
- Furniture and Equipment
- Infrastructure

Reserve Movements Report

This report provides summary details of transfers to and from reserve funds, and associated interest earnings’ on reserve funds, on a full year basis.

Additional reports and/or charts are also provided as required to further supplement the information comprised within the statutory financial reports.

Comments on Financial Activity to 30 September 2019

The Statement of Financial Activity for the period ending 30 September 2019 shows an overall Net Current Position of \$45.4M as opposed to the amended budget of \$34.3M. The following summarises the major variances in accordance with Council’s adopted material variance reporting threshold that collectively make up the above difference:

Description	2019/20 Actual	2019/20 Amended Budget YTD	2019/20 Amended Budget	2019/20 YTD Bud Variance	2019/20 YTD Bud Variance
	\$	\$	\$	%	\$
Revenue from Ordinary Activities					
Operating Grants, Subsidies and Contributions	1,078,531	826,855	4,926,958	30.44%	251,676
Other Revenue	168,709	141,231	551,510	19.46%	27,478
Interest Earnings	618,582	320,520	1,955,000	92.99%	298,062
Expenses from Ordinary Activities					
Materials & Contracts	(3,009,202)	(4,272,619)	(18,226,504)	29.57%	1,263,417
Utilities (Gas, Electricity, Water etc)	(540,469)	(704,080)	(2,774,257)	23.24%	163,611
Other Expenditure	(690,039)	(808,529)	(4,920,811)	14.66%	118,490
Allocations	304,449	538,054	2,161,452	43.42%	(233,605)
Non-Operating Grants, Subsidies and Contributions					
	1,127,815	1,707,407	32,042,712	-33.95%	(579,592)
Capital Revenue & (Expenditure)					
Land & Buildings	(492,218)	(4,067,401)	(18,097,358)	87.90%	3,575,183
Plant & Equipment	(26,950)	(925,749)	(4,493,000)	97.09%	898,799
Furniture & Equipment	(29,639)	(286,382)	(1,129,169)	89.65%	256,743
Infrastructure	(2,368,528)	(6,529,530)	(36,851,773)	63.73%	4,161,002
Proceeds from Sale of Assets	209,785	313,000	3,476,580	-32.98%	(103,215)
Transfer to Restricted Assets	(65,505)	(15,027)	(60,100)	-335.92%	(50,478)

Revenue from Ordinary Activities

Year to date (YTD) actual income from ordinary activities is \$772K more than expected when compared to year to date amended budget with the following items meeting the material variance reporting threshold being:

1. Operating Grants, Subsidies and Contributions are \$252K (net) better than amended budget. This variance is mainly due to the following:
 - a. Grants Commission (10152) -\$46K – local roads grant, special grants for bridges. This variance arose as we did not receive the quarterly grants for the Kloorup and Boallia roads bridges. It should be noted that as this is a pass through to Main Roads, the related capital expenditure items have not occurred either, so it is a neutral position on cash basis. The Director of EWS advises that should work on these particular bridges actually go ahead, Main Roads may hold the grants directly themselves;
 - b. Reimbursements (10200) \$43K – Insurance recoveries not yet allocated to correct section and contributions credit (1st instalment), received earlier than expected;
 - c. Contributions (10380) -\$39K – South West Library Consortia employee contribution not received due to the invoices not being sent out to the 13 other LGA's. This was due to staffing changes both in administration and at the library consortia group;
 - d. Protective burning and firebreaks reserve (10931) \$165.7K. This variance relates to receiving 50% grant awarded to the City under the mitigation activity fund (emergency services levy) and will be subject to a Council report requesting that the 2019/20 budget be amended to reflect this additional income. Details of the cost codes for this amendment are being finalised;
 - e. Bushfire risk management planning (10942) DFES \$130K. This variance relates to the payment of grant in full for the bushfire risk planning coordinator position within the

City of Busselton. This represents a timing difference between budget allocations (over 12 months), and actual funds received;

2. Other Revenue is \$27K above amended budget YTD. This variance is due mainly to the following:
 - a. LSL contribution from other LGA's (10100) -\$26K – to be recouped once employee actually takes LSL;
 - b. Scrap Metal (G0030) \$41K – budget of \$35K YTD exceeded due to significantly higher unit prices achieved.
3. Interest earnings is \$298K better than amended budget. This variance is mainly due to the following:
 - a. Late payment interest (NA1203) -\$33K
 - b. Instalment plan interest (NA1204) \$279K budgeted to be received in period 4
 - c. Interest on municipal funds (NA1760) \$29K
 - d. Interest on reserve funds (NA1761) \$2K
 - e. Interest on restricted funds (NA1762) \$22K

Expenses from Ordinary Activities

Expenditure from ordinary activities is \$1.64M less than expected when compared to amended YTD budget, with the following items meeting the material variance reporting threshold:

1. Materials and Contracts \$1.263M
The main contributing items are listed below:

Cost Code	Cost Code Description / GL Activity	Variance YTD \$
<u>Finance and Corporate Services</u>		
10000	Members of Council	(36,058)
10250	Information & Communication Technology Services	65,933
<u>Community and Commercial Services</u>		
10380	Busselton Library	25,887
10591	Geographe Leisure Centre	25,986
10600	Busselton Jetty Tourist Park	66,083
<u>Planning and Development Services</u>		
10820	Strategic Planning	59,014
10830	Environmental Management Administration	80,447
11170	Meelup Regional Park	42,774
<u>Engineering and Works Services</u>		
Various	Busselton Jetty Maintenance	85,150
12620	Rural-Tree Pruning	(131,192)
Various	Bridge Maintenance	49,339
Various	Building Maintenance	54,402
Various	Other Infrastructure Maintenance	33,380
Various	Waste services	280,893
Various	Road Maintenance	(30,404)
Various	Reserve Maintenance	215,572

2. Utilities \$164K better than amended YTD budget:

This relates mainly to a total underspend YTD in the 140 electricity accounts of \$114K, and \$41K in water. Anecdotally this relates to timing differences of when the various invoices are received and processed, which, based on previous years, usually resolves itself closer to

budget by year end. The accounts are monitored and reviewed with any major anomalies investigated.

3. Other Expenditure \$118K better than amended YTD budget due to:

- a. Public Relations (10700) \$29K – an underspend on Sister City Involvements of \$15K, Advertising in the Council Pages of \$5K and Catering of \$6K;
- b. Members of Council (10000) \$79K – sitting fees of \$33K being a month behind and only being caught up at year end, nothing being spent from the Council Contingency Holding Account budget of \$16K and Mayor & Deputy Allowances underspent by \$8K;
- c. Community and Commercial Services -\$17 – timing differences on various accounts giving rise to and overspend against budget;
- d. Planning and Development Services \$14 – timing differences on various accounts giving rise to and underspend against budget;
- e. Engineering and Works Services \$5 – timing differences on various accounts giving rise to and underspend against budget.

4. Allocations

In addition to administration based allocations which clear each month, this category also includes plant and overhead related allocations. Due to the nature of these line items, the activity reflects as a net offset against operating expenditure, in recognition of those expenses that are of a capital nature (and need to be recognised accordingly). It should be noted that performance in the category has no direct impact on the closing position.

Non-Operating Grants, Subsidies and Contributions

Non-Operating Grants, Subsidies and Contributions are less than budget by \$580K with the main items impacting on the above result being the timing of the receipt of funding which is also offset with less than anticipated capital expenditure at this time.

Cost Code	Cost Code Description	Variance YTD
<u>Finance and Corporate Services</u>		
10239	Contributions - Community Facilities	(182,584)
R0288/R0228	Contributions - Capital Activities	52,000
<u>Engineering and Works Services</u>		
C1512	Port Geographe Boat Ramp Renewal Works Capital Grants - Other (State)	(41,250)
C3113	Busselton Tennis Club – Infrastructure	80,000
C3168	Busselton Foreshore Jetty Precinct Capital Grants - Other	(77,055)
S0035	Strelly Street / Barlee Street Roundabout	40,508
S0051	Causeway Road/ Rosemary Drive Roundabout Capital Grant (Main Roads)	(200,001)
S0064	Peel Terrace Capital Grant Department of Main Roads	(50,001)
S0069	Peel Terrace (Brown Street Intersection Upgrades)	(24,999)
S0070	Peel & Queen Street Roundabout Service Relocation Capital Grant (Main Roads)	74,999
S0071	Ludlow-Hithergreen Road Safety Improvements	230,600
S0072	Kaloorup Road - Reconstruct and Seal Shoulders	100,000
T0019	Wonnerup South Road Capital Grants (Roads to Recovery)	(156,135)
T0085	Yoongarillup Road Capital Grants (Roads to Recovery)	(52,500)
T0086	Yoongarillup Road Capital Grants (Roads to Recovery)	(369,525)

Capital Expenditure

As at 30 September 2019, there is a variance of 75.3% or \$8.9M in total capital expenditure with YTD actual at \$2.9M against YTD amended budget of \$11.8M.

The attachments to this report include detailed listings of all capital expenditure (project) items, however the main areas of variance are summarised as follows:

1. Buildings on the whole are \$3.6M below budget with the main variance attributable to the Airport Terminal Stage 2 yet to commence pending funding approvals;
2. Plant and equipment is \$899K below budget, however at this stage this is mainly related to budget timing differences;
3. Information & Communication Technology is \$257K below budget;
4. Busselton foreshore is \$416K below budget, mainly due to underspend compared to budget for the Busselton Tennis Club Infrastructure;
5. Administration building carpark \$25K below budget;
6. Lou Western Oval Courts \$150K below budget;
7. Various footpaths construction \$92K below budget;
8. Various car parking construction \$51K below budget;
9. Townscape works \$170K below budget;
10. Beach restoration works \$236K over budget;
11. Parks and gardens works \$511K below budget;
12. Sanitation infrastructure works \$805K below budget;
13. Airport development works (not included in 1. above) \$449K below budget;
14. Main Roads road construction works \$585K below budget;
15. Roads to Recovery road works \$575K below budget;
16. Black spot works \$65K over budget;
17. Council road initiatives road works \$582K below budget.

Many of these items of under expenditure e.g. Main Roads construction works, also assists in explaining the above current YTD shortfall in Non-Operating Grants.

Proceeds from Sale of Assets

There is a variance for the proceeds from sale of assets of -\$103K, due to delays in the changeover of vehicles.

Investment Report

Pursuant to the Council's Investment Policy, a report is to be provided to the Council on a monthly basis, detailing the investment portfolio in terms of performance and counterparty percentage exposure of total portfolio. The report is also to provide details of investment income earned against budget, whilst confirming compliance of the portfolio with legislative and policy limits.

As at 30th September 2019 the value of the City's invested funds totalled \$84.47M, up from \$70.47M as at 31st August. The increase is due to the receipt of the first instalments of the annual rating period.

During the month of September three term deposits held with two different institutions totalling \$10.0M matured. All were renewed for a further 171 days at 1.61% (on average). Seven new term deposits were opened during the month totalling \$23M. Spread between three institutions, they were opened for 221 days at 1.68% (on average).

The balance of the 11am account (an intermediary account which offers immediate access to the funds compared to the term deposits and a higher rate of return compared to the cheque account) decreased by \$9.0M with the funds being converted to Term Deposits during September to increase investment return.

The balance of the Airport Development ANZ and WATC cash accounts remained steady, other than a small increase due to interest earnings. The Airport Development term deposit held at the WATC was closed with the funds transferred to the cash account.

The RBA left official rates steady during August after two earlier 0.25% reductions, however a further 0.25% decrease was announced in September. Rates being offered on term deposit renewals are now noticeably lower. Further official drops are possible in coming months.

Chief Executive Officer – Corporate Credit Card

Details of monthly (August to September) transactions made on the Chief Executive Officer's corporate credit card are provided below to ensure there is appropriate oversight and awareness of credit card transactions made.

Date	Amount	Payee	Description
04-Sep-19	\$181.34	Autorent Hertz	National LG Awards Hobart Vehicle Hire (50% reimbursed by CEO)
06-Sep-19	-\$70.00	Brolga Theatre - Fraser Coast Council	*Refund of 1 Partner Conference Ticket

**Funds debited against CEO Annual Professional Development Allowance as per employment Contract Agreement*

+ Allocated against CEO Hospitality Expenses Allowance

Statutory Environment

Section 6.4 of the Act and Regulation 34 of the Regulations detail the form and manner in which a local government is to prepare financial activity statements.

Relevant Plans and Policies

There are no relevant plans or policies to consider in relation to this matter.

Financial Implications

Any financial implications are detailed within the context of this report.

Stakeholder Consultation

No external stakeholder consultation was required or undertaken in relation to this matter.

Risk Assessment

An assessment of the potential implications of implementing the officer recommendation has been undertaken using the City's risk management framework, with risks assessed taking into account any controls already in place. No risks of a medium or greater level have been identified.

Options

The Statements of Financial Activity are presented in accordance with Section 6.4 of the Act and Regulation 34 of the Regulations and are to be received. Council may wish to make additional resolutions as a result of having received these reports.

CONCLUSION

As at 30 September 2019, the City's financial performance is considered satisfactory.

TIMELINE FOR IMPLEMENTATION OF OFFICER RECOMMENDATION

Not applicable.



CITY OF BUSSETON - INVESTMENT PERFORMANCE REPORT
For the month of September 2019



11am Bank Account As at 30 September 2019

INSTITUTION	RATE	AMOUNT
ANZ 11am At Call Deposit	0.95%	\$ 5,000,000

Term Deposits - Miscellaneous Funds As at 30 September 2019

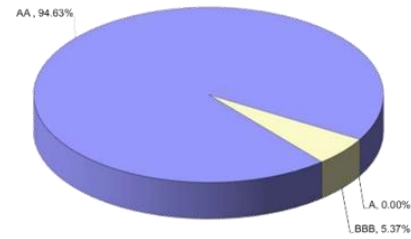
INSTITUTION	RATING	DAYS	MATURITY	RATE	AMOUNT
NAB	AA	120	04-Oct-19	2.13%	\$ 4,000,000
NAB	AA	90	10-Oct-19	1.92%	\$ 3,000,000
ANZ	AA	92	15-Oct-19	1.83%	\$ 3,500,000
Bendigo	BBB	90	31-Oct-19	1.70%	\$ 3,000,000
NAB	AA	152	11-Nov-19	2.09%	\$ 2,000,000
Bendigo	BBB	180	09-Dec-19	2.10%	\$ 1,000,000
NAB	AA	182	09-Dec-19	2.10%	\$ 2,000,000
Westpac	AA	183	17-Dec-19	2.35%	\$ 1,500,000
NAB	AA	150	03-Jan-20	1.80%	\$ 2,000,000
Westpac	AA	184	12-Jan-20	2.20%	\$ 4,000,000
NAB	AA	184	24-Jan-20	1.90%	\$ 3,000,000
NAB	AA	150	21-Feb-20	1.67%	\$ 2,000,000
Westpac	AA	184	22-Feb-20	1.85%	\$ 1,500,000
Bankwest	AA	181	24-Feb-20	1.65%	\$ 4,000,000
Bankwest	AA	182	09-Mar-20	1.60%	\$ 4,000,000
Bankwest	AA	181	23-Mar-20	1.55%	\$ 4,000,000
Westpac	AA	182	24-Mar-20	1.75%	\$ 3,000,000
NAB	AA	182	24-Mar-20	1.66%	\$ 2,000,000
Westpac	AA	213	24-Apr-20	1.75%	\$ 4,000,000
ANZ	AA	213	24-Apr-20	1.62%	\$ 3,000,000
Westpac	AA	274	06-May-20	2.10%	\$ 5,000,000
Westpac	AA	243	24-May-20	1.75%	\$ 4,000,000
ANZ	AA	243	24-May-20	1.62%	\$ 3,000,000
Westpac	AA	274	27-May-20	1.80%	\$ 2,000,000
NAB	AA	274	24-Jun-20	1.63%	\$ 4,000,000

Total of Term Deposits \$ 74,500,000

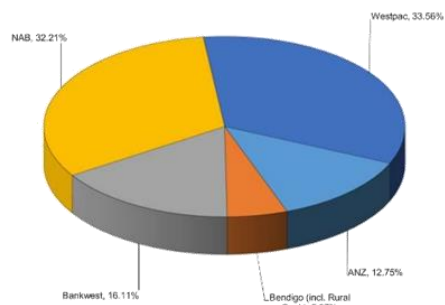
Weighted Average Annual Rate of Return 1.83%

Investment Graphs

Summary of Term Deposits by S & P Rating (Excludes WATC and 11am Cash Account Funds)



Summary of Term Deposits by Institution (Excludes WATC and 11am Cash Account Funds)



Airport Redevelopment Funds As at 30 September 2019

WA Treasury Corp. - Overnight Cash Deposit Facility	0.95%	\$ 4,971,972
WA Treasury Corp. - State Bonds	02-Sep-19	Matured

Total of Airport Redevelopment Funds - WATC \$ 4,971,972

Nil

Total of Airport Redevelopment Funds - Bank Term Deposits \$ -

ANZ Cash Account	AA	NA	NA	1.00%	\$ 2,785
------------------	----	----	----	-------	----------

Total of Airport Redevelopment Funds - Other \$ 2,785

Total of Airport Redevelopment Funds \$ 4,974,757

Interest Received 2015/16	\$ 609,666
Interest Received 2016/17	\$ 1,158,623
Interest Received 2017/18	\$ 631,835
Interest Received 2018/19	\$ 121,836
Interest Received 2019/20	\$ 21,638
Interest Accrued but not yet Received	\$ 3,770
Total Interest Airport Funds (Non-Reserve) at month's end	\$ 2,547,368
Interest Transferred out and held in City Reserve Account 136	\$ 1,085,630
Interest Transferred out to Municipal Funds	\$ 19,095
Interest Earnt (incl. Accrued) on Funds Held in City Reserve A/c 136	\$ 59,193

(Note: Funds held with the WATC are in accordance with the Airport Redevelopment Funding Contract and the Foreshore Development Contract and are not held within the requirements of the City's Investment Policy 218)

SUMMARY OF ALL INVESTMENTS HELD As at 1 year ago As at 30 June 2019 As at 30 September 2019

11am Bank Account	\$ 5,000,000	\$ 11,500,000	\$ 5,000,000
Term Deposits - Misc. Funds	\$ 69,500,000	\$ 54,000,000	\$ 74,500,000
Foreshore Development Funds - WATC	\$ 38,305	\$ -	\$ -
Airport Redevelopment - WATC Deposits	\$ 4,849,918	\$ 4,950,336	\$ 4,971,972
Airport Redevelopment - Bank Term Deposit	\$ -	\$ -	\$ -
Airport Redevelopment - ANZ Cash A/c	\$ 1,460,004	\$ 2,785	\$ 2,785
Total of all Investments Held	\$ 80,848,227	\$ 70,453,122	\$ 84,474,757

TOTAL INTEREST RECEIVED AND ACCRUED	\$ 389,693	\$ 1,724,414	\$ 285,232
INTEREST BUDGET	\$ 295,941	\$ 1,182,760	\$ 264,270

(Note: Interest figures relate to City general funds only and does not include interest allocated to specific areas such as the Airport Redevelopment)

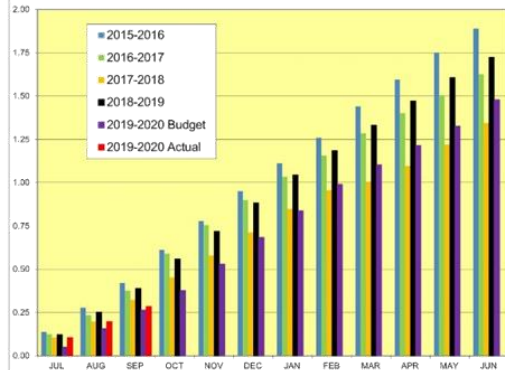
Statement of Compliance with Council's Investment Policy 218

1. All funds are to be invested within legislative limits. **Fully Compliant**
2. All individual funds held within the portfolio are not to exceed a set percentage of the total portfolio value. **Fully Compliant**
3. The amount invested based upon the Fund's Rating is not to exceed the set percentages of the total portfolio. **Fully Compliant**
4. The amount invested based upon the Investment Horizon is not to exceed the set percentages of the total portfolio. **Fully Compliant**

Balance of Investments (\$millions)



Interest Earnt on Investments (\$millions)



City of Busselton

Statement of Financial Activity

For The Period Ending 30 September 2019

	2019/2020 Actual	2019/2020 Amended Budget YTD	2019/2020 Original Budget YTD	2019/2020 Amended Budget	2019/2020 Original Budget	2019/20 YTD Bud (A) Variance %
	\$	\$	\$	\$	\$	
Revenue from Ordinary Activities						
Rates	51,467,167	51,112,693	51,112,693	51,617,412	51,617,412	0.69%
Operating Grants, Subsidies and Contributions	1,078,531	826,855	826,855	4,926,958	4,926,958	30.44%
Fees & Charges	8,651,447	8,810,660	8,810,660	16,292,090	16,292,090	-1.81%
Other Revenue	168,709	141,231	141,231	551,510	551,510	19.46%
Interest Earnings	618,582	320,520	320,520	1,955,000	1,955,000	92.99%
	61,984,435	61,211,959	61,211,959	75,342,970	75,342,970	1.26%
Expenses from Ordinary Activities						
Employee Costs	(8,581,695)	(8,894,950)	(8,894,950)	(33,303,930)	(33,303,930)	3.52%
Materials & Contracts	(3,009,202)	(4,272,619)	(4,272,619)	(18,226,504)	(18,226,504)	29.57%
Utilities (Gas, Electricity, Water etc)	(540,469)	(704,080)	(704,080)	(2,774,257)	(2,774,257)	23.24%
Depreciation on non current assets	(5,749,221)	(5,792,470)	(5,792,470)	(22,870,222)	(22,870,222)	0.75%
Insurance Expenses	(436,365)	(410,792)	(410,792)	(733,960)	(733,960)	-6.23%
Other Expenditure	(690,039)	(808,529)	(808,529)	(4,920,811)	(4,920,811)	14.66%
Allocations	304,449	538,054	538,054	2,161,452	2,161,452	43.42%
	(18,702,542)	(20,345,386)	(20,345,386)	(80,668,232)	(80,668,232)	8.07%
Borrowings Cost Expense						
Interest Expenses	(284,589)	(284,590)	(284,590)	(1,273,688)	(1,273,688)	0.00%
	(284,589)	(284,590)	(284,590)	(1,273,688)	(1,273,688)	0.00%
Non-Operating Grants, Subsidies and Contributions	1,127,815	1,707,407	1,707,407	32,042,712	32,042,712	-33.95%
Profit on Asset Disposals	15,058	28,001	28,001	78,050	78,050	-46.22%
Loss on Asset Disposals	(40,304)	(10,406)	(10,406)	(161,135)	(161,135)	-287.32%
	1,102,569	1,725,002	1,725,002	31,959,627	31,959,627	-36.08%
Net Result	44,099,875	42,306,985	42,306,985	25,360,677	25,360,677	4.24%
Adjustments for Non-cash Revenue & Expenditure						
Depreciation	5,749,221	5,792,470	5,792,470	22,870,222	22,870,222	
Donated Assets	0	0	0	(8,224,000)	(8,224,000)	
(Profit)/Loss on Sale of Assets	25,246	(17,595)	(17,595)	83,085	83,085	
Allocations & Other Adjustments	272,671	0	0	0	0	
Deferred Pensioner Movements (Non-current)	8,659	0	0	0	0	
Recording of Employee Benefit Provisions (NC)	0	0	0	0	0	
Deposit & Bonds Movements (cash backed NC)	9,353	0	0	0	0	
Capital Revenue & (Expenditure)						
Land & Buildings	(492,218)	(4,067,401)	(4,067,401)	(18,097,358)	(18,097,358)	87.90%
Plant & Equipment	(26,950)	(925,749)	(925,749)	(4,493,000)	(4,493,000)	97.09%
Furniture & Equipment	(29,639)	(286,382)	(286,382)	(1,129,169)	(1,129,169)	89.65%
Infrastructure	(2,368,528)	(6,529,530)	(6,529,530)	(36,851,773)	(36,851,773)	63.73%
Proceeds from Sale of Assets	209,785	313,000	313,000	3,476,580	3,476,580	-32.98%
Proceeds from New Loans	0	0	0	150,000	150,000	0.00%
Self Supporting Loans - Repayment of Principal	16,363	16,365	16,365	76,055	76,055	-0.01%
Total Loan Repayments - Principal	(683,260)	(683,263)	(683,263)	(3,297,412)	(3,297,412)	0.00%
Repayment Capital Lease	(185,869)	(189,824)	(189,824)	(759,300)	(759,300)	
Advances to Community Groups	0	0	0	(150,000)	(150,000)	0.00%
Transfer to Restricted Assets	(65,505)	(15,027)	(15,027)	(60,100)	(60,100)	-335.92%
Transfer from Restricted Assets	18,698	0	0	6,315,599	6,315,599	0.00%
Transfer to Reserves	(4,116,887)	(4,348,825)	(4,348,825)	(21,878,042)	(21,878,042)	5.33%
Transfer from Reserves	1,232,906	1,232,906	1,232,906	34,856,860	34,856,860	0.00%
Opening Funds Surplus/ (Deficit)	1,751,076	1,751,076	1,751,076	1,751,076	1,751,076	
Net Current Position - Surplus / (Deficit)	45,424,996	34,349,206	34,349,206	0	0	

City of Busselton

Net Current Position

For The Period Ending 30 September 2019

	2019/20 Actual	2019/20 Amended Budget	2019/20 Original Budget	2018/19 Actual
	\$	\$	\$	\$
NET CURRENT ASSETS				
CURRENT ASSETS				
Cash - Unrestricted	19,739,557	646,604	646,604	3,204,485
Cash - Restricted	70,044,234	47,833,516	47,833,516	67,067,833
Sundry Debtors	1,709,200	1,800,000	1,800,000	1,809,547
Rates Outstanding - General	26,868,913	1,280,000	1,280,000	1,284,090
Stock on Hand	16,543	24,981	24,981	24,980
	<u>118,378,447</u>	<u>51,585,101</u>	<u>51,585,101</u>	<u>73,390,935</u>
LESS: CURRENT LIABILITIES				
Bank Overdraft		0	0	0
Sundry Creditors	2,909,216	3,751,585	3,751,585	4,572,026
Performance Bonds	2,952,863	2,943,510	2,943,510	2,943,510
	<u>5,862,079</u>	<u>6,695,095</u>	<u>6,695,095</u>	<u>7,515,536</u>
Current Position (inclusive of Restricted Funds)	112,516,368	44,890,006	44,890,006	65,875,399
Add: Cash Backed Liabilities (Deposits & Bonds)	2,952,863	2,943,510	2,943,510	2,943,510
Less: Cash - Restricted Funds	(70,044,234)	(47,833,516)	(47,833,516)	(67,067,833)
NET CURRENT ASSET POSITION	<u><u>45,424,996</u></u>	<u><u>0</u></u>	<u><u>0</u></u>	<u><u>1,751,076</u></u>

City of Busseton

Capital Acquisition Report

Property, Plant & Equipment, Infrastructure

For the Period Ended 30 September 2019

Description	2019/20 Actual	2019/20 Amended Budget YTD	2019/20 Original Budget YTD	2019/20 Amended Budget	2019/20 Original Budget	2019/20 Budget YTD Variance
	\$	\$	\$	\$	\$	%
>> Property, Plant & Equipment						
Land						
10370 Busseton Cemetery	0	0	0	100,000	100,000	0.00%
10610 Property Services Administration	0	0	0	100,000	100,000	0.00%
	0	0	0	200,000	200,000	0.00%
Buildings						
Major Projects						
Major Project - Busseton Foreshore						
B9570 Foreshore East-Youth Precinct Community Youth Building/SLSC	0	2,500	2,500	10,000	10,000	-100.00%
B9584 Jetty Depot - Maintenance Compound	19,870	0	0	0	0	0.00%
B9600 Old Vasse Lighthouse	0	21,500	21,500	120,000	120,000	-100.00%
	19,870	24,000	24,000	130,000	130,000	-17.21%
Major Project - Library Expansion						
B9516 Busseton Library Upgrade	0	0	0	361,000	361,000	0.00%
	0	0	0	361,000	361,000	0.00%
Major Project - Administration Building						
B9010 Civic and Administration Centre Minor Upgrades	31,769	8,833	8,833	53,000	53,000	259.66%
	31,769	8,833	8,833	53,000	53,000	259.66%
Buildings (Other)						
B9109 Hithergreen Building Renovations	0	17,223	17,223	68,890	68,890	-100.00%
B9300 Aged Housing Capital Improvements - Winderlup	0	20,000	20,000	80,000	80,000	-100.00%
B9301 Aged Housing Capital Improvements - Harris Road	0	20,000	20,000	60,000	60,000	-100.00%
B9302 Aged Housing Capital Improvements - Winderlup Court (City)	5,070	0	0	151,000	151,000	0.00%
B9407 Busseton Senior Citizens	41,600	290,862	290,862	1,163,450	1,163,450	-85.70%
B9511 ArtGeo Building	17,165	8,226	8,226	32,900	32,900	108.67%
B9517 GLC - Pool Relining	0	12,501	12,501	50,000	50,000	-100.00%
B9534 Community Resource Centre	0	0	0	5,160	5,160	0.00%
B9556 NCC Upgrade	64	8,333	8,333	50,000	50,000	-99.23%
B9588 Old Court House Building Upgrade	36,245	18,750	18,750	75,000	75,000	93.31%
B9591 Performing Arts Convention Centre	4,521	0	0	500,000	500,000	0.00%
B9596 GLC Building Improvements	53,480	89,808	89,808	525,900	525,900	-40.45%
B9604 Womens Change Facility Bovell	90,174	20,922	20,922	83,685	83,685	331.00%
B9605 Energy Efficiency Initiatives (Various Buildings)	7,945	36,011	36,011	177,378	177,378	-77.94%
B9606 King Street Toilets	0	0	0	200,000	200,000	0.00%
B9607 General Buildings Asset Renewal Allocation (Various Building)	13,631	16,667	16,667	100,000	100,000	-18.22%
B9608 Demolition Allocation (Various Buildings)	4,500	0	0	25,000	25,000	0.00%
B9609 GLC Stadium Expansion	0	7,500	7,500	30,000	30,000	-100.00%
B9610 Old Butter Factory	92,081	162,597	162,597	650,385	650,385	-43.37%
B9716 Airport Terminal Stage 2	71,468	3,125,001	3,125,001	12,500,000	12,500,000	-97.71%
B9717 Airport Construction, Existing Terminal Upgrade	0	125,001	125,001	500,000	500,000	-100.00%
B9719 Busseton Works Depot - Toilets and Sewer	0	8,333	8,333	50,000	50,000	-100.00%
B9808 Busseton Jetty Tourist Park Upgrade	2,635	46,833	46,833	274,610	274,610	-94.37%
	440,579	4,034,568	4,034,568	17,353,358	17,353,358	-89.08%
Total Buildings	492,218	4,067,401	4,067,401	17,897,358	17,897,358	-87.90%
Plant & Equipment						
10000 Members of Council	0	0	0	40,000	40,000	0.00%
10001 Office of the CEO	0	65,000	65,000	65,000	65,000	-100.00%
10115 Major Projects Administration	0	80,000	80,000	80,000	80,000	-100.00%
10200 Financial Services	0	40,000	40,000	40,000	40,000	-100.00%
10250 Information & Communication Technology Services	0	0	0	35,000	35,000	0.00%
10510 Governance Support Services	0	0	0	40,000	40,000	0.00%
10521 Human Resources & Payroll	0	0	0	35,000	35,000	0.00%
10591 Geographe Leisure Centre	0	0	0	35,000	35,000	0.00%
10600 Busseton Jetty Tourist Park	0	16,000	16,000	16,000	16,000	-100.00%
10800 Planning Directorate Support	0	0	0	40,000	40,000	0.00%
10910 Building Services	0	35,000	35,000	70,000	70,000	-100.00%
10950 Animal Control	0	50,000	50,000	50,000	50,000	-100.00%
10980 Other Law, Order & Public Safety	0	55,000	55,000	55,000	55,000	-100.00%
11101 Engineering Services Administration	0	40,000	40,000	40,000	40,000	-100.00%
11107 Engineering Services Design	0	0	0	9,000	9,000	0.00%

City of Busseton

Capital Acquisition Report

Property, Plant & Equipment, Infrastructure

For the Period Ended 30 September 2019

Description	2019/20 Actual	2019/20 Amended Budget YTD	2019/20 Original Budget YTD	2019/20 Amended Budget	2019/20 Original Budget	2019/20 Budget YTD Variance
11150 Asset Management Administration	0	0	0	35,000	35,000	0.00%
11151 Airport Operations	0	30,000	30,000	30,000	30,000	-100.00%
11156 Airport Development Operations	26,950	0	0	0	0	0.00%
11401 Transport - Workshop	0	7,749	7,749	31,000	31,000	-100.00%
11402 Plant Purchases (P10)	0	75,000	75,000	2,295,000	2,295,000	-100.00%
11403 Plant Purchases (P11)	0	337,000	337,000	632,000	632,000	-100.00%
11404 Plant Purchases (P12)	0	95,000	95,000	595,000	595,000	-100.00%
11406 Plant Purchases (P14)	0	0	0	40,000	40,000	0.00%
11407 P&E - P&G Smart Technologies	0	0	0	150,000	150,000	0.00%
11500 Operations Services Administration	0	0	0	35,000	35,000	0.00%
	26,950	925,749	925,749	4,493,000	4,493,000	-97.09%
Furniture & Office Equipment						
10250 Information & Communication Technology Services	853	169,707	169,707	678,842	678,842	-99.50%
10530 Community Services Administration	0	12,000	12,000	12,000	12,000	-100.00%
10590 Naturaliste Community Centre	0	4,806	4,806	19,227	19,227	-100.00%
10591 Geographe Leisure Centre	5,000	8,250	8,250	33,000	33,000	-39.39%
10616 Winderup Villas Aged Housing	0	2,834	2,834	8,500	8,500	-100.00%
10617 Harris Road Aged Housing	0	2,534	2,534	7,600	7,600	-100.00%
10625 Art Geo Administration	0	10,000	10,000	10,000	10,000	-100.00%
10900 Cultural Planning	23,786	0	0	55,000	55,000	0.00%
11156 Airport Development Operations	0	75,000	75,000	300,000	300,000	-100.00%
B1361 YCAB (Youth Precinct Foreshore)	0	1,251	1,251	5,000	5,000	-100.00%
	29,639	286,382	286,382	1,129,169	1,129,169	-89.65%
Sub-Total Property, Plant & Equipment	548,806	5,279,532	5,279,532	23,719,527	23,719,527	-89.61%
>> Infrastructure						
Major Project - Busseton Foreshore						
C0053 Car Parking - Rear of Hotel Site 1	997	0	0	500,000	500,000	0.00%
C0054 Barnard East Car Parking	0	0	0	79,180	79,180	0.00%
C3094 Busseton Foreshore - Stage 3	46,026	59,268	59,268	237,082	237,082	-22.34%
C3112 Busseton Foreshore - Exercise Equipment	0	30,849	30,849	123,400	123,400	-100.00%
C3113 Busseton Tennis Club - Infrastructure	174,888	542,878	542,878	868,604	868,604	-67.79%
C3168 Busseton Foreshore Jetty Precinct	48,982	45,444	45,444	181,774	181,774	7.78%
C3182 Relocation of Veteran Car Club	63,717	68,525	68,525	109,640	109,640	-7.02%
C3189 Fencing Possum Park Barnard East	163	3,750	3,750	30,000	30,000	-95.65%
C3206 Landscaping - Old Busseton Tennis Club Site	0	0	0	500,000	500,000	0.00%
C3207 Barnard East Underground Power	0	0	0	166,250	166,250	0.00%
C3208 Barnard East Landscaping	0	0	0	240,000	240,000	0.00%
F0089 Barnard East Footpaths	0	0	0	91,240	91,240	0.00%
	334,773	750,714	750,714	3,127,170	3,127,170	-55.41%
Major Project - Administration Building						
C0043 Administration Building Carpark	0	25,000	25,000	100,000	100,000	-100.00%
	0	25,000	25,000	100,000	100,000	-100.00%
Major Project - Lou Weston Oval						
C3186 Lou Weston Oval - Courts	7,030	156,950	156,950	1,883,400	1,883,400	-95.52%
	7,030	156,950	156,950	1,883,400	1,883,400	-95.52%
Footpaths Construction						
F0019 College Avenue	75,124	90,000	90,000	360,000	360,000	-16.53%
F0051 Chester Way Dunsborough - New Footpath	19,763	24,999	24,999	100,000	100,000	-20.94%
F0066 Busseton Highway Footpath Sections	125,401	88,260	88,260	353,047	353,047	42.08%
F0080 Margaret St DUP Renewal	661	20,001	20,001	80,000	80,000	-96.70%
F0081 Windlemere Drive Dunsborough - New Path	193	36,750	36,750	147,000	147,000	-99.47%
F0082 King Street - New Path	0	45,000	45,000	180,000	180,000	-100.00%
F0083 Bell Drive - New Path Completing Missing Sections	35,690	13,002	13,002	52,000	52,000	174.50%
F0084 Thompson Way - New Path	193	9,252	9,252	37,000	37,000	-97.91%
F0085 Paterson Drive - New Footpath & Foot Bridge	193	19,179	19,179	76,720	76,720	-98.99%
F0086 Holgate Road Path - Renewal as per AMP	0	3,840	3,840	15,360	15,360	-100.00%
F0087 Sanctuary Grove Path - Renewal as per AMP	0	9,999	9,999	40,000	40,000	-100.00%
F0088 Ella Gladstone Drive Path - Renewal as per AMP	0	3,432	3,432	13,720	13,720	-100.00%
F0090 DAIP - Disability Access	13,445	12,501	12,501	50,000	50,000	7.55%
F0091 Criterion Track Bovell Oval	17,768	4,443	4,443	17,768	17,768	299.92%
	288,431	380,658	380,658	1,522,615	1,522,615	-24.23%

City of Busseton

Capital Acquisition Report

Property, Plant & Equipment, Infrastructure

For the Period Ended 30 September 2019

Description	2019/20 Actual	2019/20 Amended Budget YTD	2019/20 Original Budget YTD	2019/20 Amended Budget	2019/20 Original Budget	2019/20 Budget YTD Variance
Drainage Construction - Street						
D0009 Busseton LIA - Geotech Drain Partnership WSUD Improvements	0	0	0	30,000	30,000	0.00%
D0017 Chain Avenue - Drainage Works	34,516	0	0	0	0	0.00%
D0020 Glenmeier Ramble Drainage Upgrade	0	12,675	12,675	50,700	50,700	-100.00%
D0021 Chugg Road Drainage Upgrade	0	25,002	25,002	100,000	100,000	-100.00%
D0022 West Street Drainage Improvements	5,947	3,138	3,138	12,551	12,551	89.51%
	40,463	40,815	40,815	193,251	193,251	-0.86%
Car Parking Construction						
C0013 Yallingup Beach Car Park	74,478	16,617	16,617	66,472	66,472	348.20%
C0044 Meelup Coastal Nodes - Carpark upgrade	18,866	0	0	138,270	138,270	0.00%
C0050 Forth Street Groyne Carpark - Formalise and Seal	0	13,650	13,650	54,600	54,600	-100.00%
C0051 Vasse Oval Gravel Car Parking - Dawson (Eastern Side)	0	50,001	50,001	200,000	200,000	-100.00%
C0052 Vasse Kaloorup Oval Carpark Development	550	65,001	65,001	260,000	260,000	-99.15%
	93,894	145,269	145,269	719,342	719,342	-35.37%
Bridges Construction						
A0014 Busset Highway - 0241	0	0	0	744,000	744,000	0.00%
A0022 Yallingup Beach Road Bridge - 3347	0	0	0	700,000	700,000	0.00%
A0023 Kaloorup Road Bridge - 3381	0	0	0	138,000	138,000	0.00%
A0024 Boallia Road Bridge - 4854	0	0	0	138,000	138,000	0.00%
	0	0	0	1,720,000	1,720,000	0.00%
Cycleways Construction						
F1005 End of Trip Facilities for Cyclists	1,260	8,751	8,751	35,000	35,000	-85.60%
F1021 Wayfinding for Cyclists	0	3,750	3,750	15,000	15,000	-100.00%
	1,260	12,501	12,501	50,000	50,000	-89.92%
Townscape Construction						
C1001 Queen Street Upgrade - Duchess to Kent Street	0	0	0	120,000	120,000	0.00%
C1024 Dunsborough Road Access Improvements Stage 1	6,301	48,306	48,306	193,221	193,221	-86.96%
C1026 Townscape Works Dunsborough	2,874	130,752	130,752	523,000	523,000	-97.80%
	9,174	179,058	179,058	836,221	836,221	-94.88%
Boat Ramps Construction						
C1502 Old Dunsborough Boat Ramp Finger Jetty	1,800	0	0	10,000	10,000	0.00%
C1503 Quindalup Sea Rescue Boat Ramp	0	0	0	10,000	10,000	0.00%
C1504 Abbey Boat Ramp Upgrade	0	0	0	10,000	10,000	0.00%
C1512 Port Geographe Boat Ramp Renewal Works	118,002	117,702	117,702	470,810	470,810	0.25%
	119,802	117,702	117,702	500,810	500,810	1.78%
Depot Construction						
C2006 Depot Washdown Facility Upgrades	0	20,625	20,625	82,500	82,500	-100.00%
	0	20,625	20,625	82,500	82,500	-100.00%
Beach Restoration						
C2504 Groyne Construction	0	5,688	5,688	22,754	22,754	-100.00%
C2512 Sand Re-Nourishment	37,410	116,059	116,059	259,240	259,240	-67.77%
C2520 Coastal Protection Works	10,062	13,749	13,749	55,000	55,000	-26.82%
C2523 Broadwater Beach Coastal Protection Stage 1 of 4	187,970	25,839	25,839	403,355	403,355	627.47%
C2524 Wonnerup Coastal Defence (Groyne)	3,321	0	0	0	0	0.00%
C2525 Wonnerup Groynes 3, 5, & 6	513	33,999	33,999	136,000	136,000	-98.49%
C2526 Baudin/ Wonnerup Groynes	50,441	72,105	72,105	288,419	288,419	-30.05%
C2527 Storm Damage Renewal of Infrastructure	0	2,922	2,922	11,692	11,692	-100.00%
C2528 Craig Street Groyne and Sea Wall	238,018	21,051	21,051	84,209	84,209	1030.67%
	527,736	291,412	291,412	1,260,669	1,260,669	81.10%
Parks, Gardens & Reserves						
C3007 Park Furniture Replacement - Replace aged & unsafe Equip	498	7,500	7,500	30,000	30,000	-93.36%
C3017 Bovell Park - Upgrade Lighting	59,927	18,024	18,024	72,100	72,100	232.49%
C3024 Dunsborough Oval - Lighting Upgrade	0	13,749	13,749	55,000	55,000	-100.00%
C3046 Dunsborough - BMX / Skatebowl	0	0	0	5,000	5,000	0.00%
C3048 BBQ Placement and Replacement	128	0	0	15,000	15,000	0.00%

City of Busselton

Capital Acquisition Report

Property, Plant & Equipment, Infrastructure

For the Period Ended 30 September 2019

Description	2019/20 Actual	2019/20 Amended Budget YTD	2019/20 Original Budget YTD	2019/20 Amended Budget	2019/20 Original Budget	2019/20 Budget YTD Variance
C3066 West Swim Jetty	0	0	0	20,000	20,000	0.00%
C3096 Yallingup Park - Upgrades	0	0	0	14,000	14,000	0.00%
C3103 Youth Skate Park	0	0	0	15,000	15,000	0.00%
C3116 Dawson Park (Mcintyre St Pos)	0	0	0	110,000	110,000	0.00%
C3122 Rails to Trails - Continuation of Implementation Plan	123,783	34,668	34,668	544,757	544,757	257.05%
C3136 Vasse Oval Kaloorup - Grassing of Existing Oval	0	120,000	120,000	120,000	120,000	-100.00%
C3145 Churchhill Park	22,434	20,859	20,859	533,439	533,439	7.55%
C3146 Dunsborough Town Centre/ Foreshore	0	0	0	15,000	15,000	0.00%
C3158 Port Geographe - Casuarina Replacements on Layman Road	0	4,416	4,416	17,664	17,664	-100.00%
C3159 Port Geographe - Bugee Cove (Western Side of Bridge)	1,072	10,371	10,371	24,000	24,000	-89.66%
C3160 Port Geographe - Reticulated POS at Layman Road	3,189	8,745	8,745	17,500	17,500	-63.53%
C3163 Port Geographe - Outstanding Minor Repairs	0	3,750	3,750	15,000	15,000	-100.00%
C3166 Vasse River Foreshore - Bridge to Bridge	8,545	27,351	27,351	109,399	109,399	-68.76%
C3176 Geographe Bay Road (Earnshaw) Coastal Fencing Renewal	0	0	0	10,000	10,000	0.00%
C3177 Shade Sail Program Dawson Park/ Cloisters	171	0	0	50,000	50,000	0.00%
C3187 Port Geographe Reticulation Upgrades	0	16,707	16,707	66,823	66,823	-100.00%
C3192 Foreshore Renewal HighStreet to CareyStreet	0	0	0	26,000	26,000	0.00%
C3193 Cricket Wicket Renewal	0	3,249	3,249	13,000	13,000	-100.00%
C3194 Meelup Regional Park - Capital Projects	0	0	0	163,000	163,000	0.00%
C3195 Centennial Park (West of Banks Ave) - Lighting Renewal	0	2,499	2,499	10,000	10,000	-100.00%
C3196 Centennial Park (West of Banks Av) - Renewal of Beach Shower	0	2,499	2,499	10,000	10,000	-100.00%
C3197 Riverbank POS - Renewal of Riverbank Platform	0	0	0	10,000	10,000	0.00%
C3198 Vasse SAR Area General Improvements to the Area	4,836	0	0	25,000	25,000	0.00%
C3199 Vasse SAR Area Installation of Shade Sails	0	0	0	25,000	25,000	0.00%
C3200 Province SAR Area General Improvements to the Area	0	0	0	75,000	75,000	0.00%
C3201 Port Geographe - Stage 3 Reticulation Upgrade	21,570	37,500	37,500	150,000	150,000	-42.48%
C3202 Port Geographe Street Light Replacement	0	0	0	50,000	50,000	0.00%
C3203 Port Geographe General Improvements/ Foreshore	0	0	0	30,000	30,000	0.00%
C3204 Port Geographe Eastern Side of Footbridge Landscaping Upgrad	0	0	0	20,000	20,000	0.00%
C3205 Port Geographe Native Planting area in front Sensations cafe	0	0	0	15,000	15,000	0.00%
C3209 Busselton Town Centre CBD	0	0	0	15,000	15,000	0.00%
C3210 McBride Park - POS Upgrade	0	0	0	32,538	32,538	0.00%
C3211 Tulloh St (Geographe Bay Road) - POS Upgrade	0	0	0	90,332	90,332	0.00%
C3212 Siesta Park -Beach Access - POS Upgrade	0	0	0	13,056	13,056	0.00%
C3213 Cabarita Road - POS Upgrade	0	0	0	100,000	100,000	0.00%
C3214 Kingsford Road - POS Upgrade	0	0	0	150,653	150,653	0.00%
C3215 Monash Way - POS Upgrade	0	0	0	167,174	167,174	0.00%
C3216 Wagon Road - POS Upgrade	0	0	0	167,174	167,174	0.00%
C3217 Limestone Quarry - POS Upgrade	0	0	0	167,174	167,174	0.00%
C3218 Dolphin Road - POS Upgrade	0	0	0	91,000	91,000	0.00%
C3219 Kingfish/ Costello - POS Upgrade	0	0	0	91,000	91,000	0.00%
C3220 Quindalup Old Tennis Courts Site - POS Upgrade	0	0	0	149,587	149,587	0.00%
C3221 Cape Naturalise - POS Upgrade	0	0	0	167,392	167,392	0.00%
C3222 King St Reserve Park - POS Upgrade	0	0	0	147,348	147,348	0.00%
C3497 Busselton Jetty - Capital Expenditure	0	425,000	425,000	1,700,000	1,700,000	-100.00%
	246,153	756,887	756,887	5,731,110	5,731,110	-67.48%
Airport Construction						
C6025 Installation of Bird Netting	0	0	0	185,240	185,240	0.00%
	0	0	0	185,240	185,240	0.00%
Cemetery Capital Works						
C1604 Pioneer Cemetery Infrastructure Upgrades	2,262	12,606	12,606	50,425	50,425	-82.06%
C1605 Busselton Cemetery Infrastructure Upgrades	256	0	0	40,000	40,000	0.00%
C1608 Dunsborough Cemetery - Car Park & Internal Upgrades	0	0	0	74,000	74,000	0.00%
C1609 Pioneer Cemetery - Implement Conservation Plan	7,097	0	0	20,000	20,000	0.00%
C1610 Dunsborough Cemetery	0	0	0	20,000	20,000	0.00%
	9,615	12,606	12,606	204,425	204,425	-23.73%
Beach Front Infrastructure Works						
C1758 Beach Access Stairs - Bay View Crescent	0	4,977	4,977	19,910	19,910	-100.00%
C1760 King Street Reserve - Park Upgrade (Coastal Node)	0	17,874	17,874	71,499	71,499	-100.00%
C1761 Geographe Bay Road (Seagrott Road) Beach Access Renewal	0	0	0	25,000	25,000	0.00%
	0	22,851	22,851	116,409	116,409	-100.00%
Aged Housing - Infrastructure Works						
C3451 Aged Housing Infrastructure (Upgrade)	0	0	0	12,000	12,000	0.00%
	0	0	0	12,000	12,000	0.00%

City of Busselton

Capital Acquisition Report

Property, Plant & Equipment, Infrastructure

For the Period Ended 30 September 2019

Description	2019/20 Actual	2019/20 Amended Budget YTD	2019/20 Original Budget YTD	2019/20 Amended Budget	2019/20 Original Budget	2019/20 Budget YTD Variance
Sanitation Infrastructure						
C3479 Vidler Road Waste Site Capital Improvements	22,450	97,119	97,119	388,480	388,480	-76.88%
C3481 Transfer Station Development	7,224	113,628	113,628	454,510	454,510	-93.64%
C3485 Site Rehabilitation - Busselton	1,417	250,002	250,002	1,000,000	1,000,000	-99.43%
C3487 Site Rehabilitation - Dunsborough	0	375,000	375,000	1,500,000	1,500,000	-100.00%
	31,091	835,749	835,749	3,342,990	3,342,990	-96.28%
Airport Development						
C6087 Airport Construction Stage 2, Landside Civils & Services Inf	8,850	0	0	0	0	0.00%
C6091 Airport Construction Stage 2, Noise Management Plan	0	217,389	217,389	869,550	869,550	-100.00%
C6092 Airport Construction Stage 2, Airfield	6,200	0	0	0	0	0.00%
C6099 Airport Development - Project Expenses	51,782	298,194	298,194	1,187,110	1,187,110	-82.63%
	66,832	515,583	515,583	2,056,660	2,056,660	-87.04%
Main Roads						
S0035 Strelly Street / Barlee Street Roundabout	141,128	4,065	4,065	16,259	16,259	3371.79%
S0051 Causeway Road / Rosemary Drive Roundabout	850	351,669	351,669	1,406,680	1,406,680	-99.76%
S0064 Peel Terrace (Stanley Pl/Cammilleri St Intersection Upgrade)	0	106,479	106,479	425,912	425,912	-100.00%
S0068 Georgiana Molloy Bus Bay Facilities	10,848	0	0	0	0	0.00%
S0069 Peel Terrace (Brown Street Intersection Upgrades)	0	61,461	61,461	245,849	245,849	-100.00%
S0070 Peel & Queen Street Roundabout Service Relocation	0	187,500	187,500	750,000	750,000	-100.00%
S0071 Ludlow-Hithergreen Road Safety Improvements	6,688	0	0	576,500	576,500	0.00%
S0072 Kaloorup Road - Reconstruct and Seal Shoulders	0	0	0	420,000	420,000	0.00%
S0317 Naturaliste Terrace Asphalt Overlay	45,291	0	0	0	0	0.00%
S0321 Yoongarillup Road - Second Coat Seal	0	12,750	12,750	51,000	51,000	-100.00%
S0322 Wonnerup East Road - Prune re-Shoulder an Reseal	1,379	32,253	32,253	129,000	129,000	-95.72%
S0323 Piggot Road - Second Coat Seal	0	3,255	3,255	13,000	13,000	-100.00%
S0324 Georgette Street - Reconstruction & Kerbs	0	16,752	16,752	67,000	67,000	-100.00%
S0325 Hansen Road - Asphalt Overlay & Kerbing	2,895	16,506	16,506	66,000	66,000	-82.46%
S0326 Pries Road - Gravel Resheet	4,949	3,315	3,315	13,250	13,250	49.28%
S0327 Florence Road - Gravel Resheet	0	3,198	3,198	12,783	12,783	-100.00%
	214,027	799,203	799,203	4,193,233	4,193,233	-73.22%
Roads to Recovery						
T0019 Wonnerup South Road - Reconstruct and Widening (narrow seal)	540	156,135	156,135	624,535	624,535	-99.65%
T0085 Yoongarillup Road - Reconstruct Intersection at Vasse H/Way	1,379	52,500	52,500	210,000	210,000	-97.37%
T0086 Yoongarillup Road - Reconstruct & Widen (Western Section)	1,216	369,528	369,528	1,478,100	1,478,100	-99.67%
	3,135	578,163	578,163	2,312,635	2,312,635	-99.46%
Black Spot						
V0002 Eastern Link - Busselton Traffic Study	24,988	0	0	2,500,000	2,500,000	0.00%
V0003 Roundabout to Eastern Link Bridge	0	0	0	300,000	300,000	0.00%
V0004 Eastern Link Shared Path & Environmental Offsets	0	0	0	200,000	200,000	0.00%
V0005 Eastern Link Ford Road Environmental Approvals	44,738	0	0	150,000	150,000	0.00%
	69,727	0	0	3,150,000	3,150,000	0.00%
Council Roads Initiative						
W0003 Franklin Road - Gravel Resheet	148	8,751	8,751	35,000	35,000	-98.31%
W0015 Gale Road - Reconstruction (50% Council)	0	7,500	7,500	30,000	30,000	-100.00%
W0055 Lindberg Road	29,883	4,659	4,659	18,641	18,641	543.56%
W0067 Ford Road Reconstruct and Asphalt Overlay	625	72,501	72,501	290,000	290,000	-99.14%
W0084 Vasse Yallingup Sidling Road	18,190	5,004	5,004	20,013	20,013	263.51%
W0091 Caribunup South Road - Gravel Resheet	12,604	4,701	4,701	18,800	18,800	168.12%
W0094 Fairway Drive - Intersection Works	0	67,500	67,500	270,000	270,000	-100.00%
W0114 Wonnerup South Road - Reconstruct and Widening (narrow seal)	1,379	176,364	176,364	705,465	705,465	-99.22%
W0126 Gulberti Road - Gravel Resheet	148	15,000	15,000	60,000	60,000	-99.01%
W0176 Signage (Alternate CBD Entry)	0	3,999	3,999	16,000	16,000	-100.00%
W0195 Yallingup Beach Road	43,039	0	0	0	0	0.00%
W0216 Fredrick Street Partial Reconstruction	0	9,999	9,999	40,000	40,000	-100.00%
W0224 Jones Way Asphalt Overlay	91,161	18,546	18,546	74,182	74,182	391.54%
W0227 William Drive - Asphalt Overlay, Kerb & Drainage	33,891	42,996	42,996	171,992	171,992	-21.18%
W0230 Short Street - Asphalt Overlay & Kerb	3,781	16,752	16,752	67,000	67,000	-77.43%
W0231 Carey Street - Asphalt Overlay & Kerb	0	43,752	43,752	175,000	175,000	-100.00%
W0232 Stanley Street - Asphalt Overlay, Kerbing & Parking	0	36,753	36,753	147,000	147,000	-100.00%
W0233 Centurion Way - Asphalt Overlay & Kerbing	14,680	32,502	32,502	130,000	130,000	-54.83%
W0234 King Street - Reconstruction, Drainage & Asphalt Overlay	0	129,501	129,501	518,000	518,000	-100.00%
W0235 Eagle Place - Asphalt Overlay & Kerbing	49	8,001	8,001	32,000	32,000	-99.38%
W0236 Achurch Place - Asphalt Overlay & Kerbing	797	22,506	22,506	90,000	90,000	-96.46%
W0237 Hovea Crescent - Asphalt Overlay, Kerb & Intersection Works	41,319	54,000	54,000	216,000	216,000	-23.48%

City of Busselton

Capital Acquisition Report

Property, Plant & Equipment, Infrastructure

For the Period Ended 30 September 2019

Description	2019/20 Actual	2019/20 Amended Budget YTD	2019/20 Original Budget YTD	2019/20 Amended Budget	2019/20 Original Budget	2019/20 Budget YTD Variance
W0238 Sutton Way - Asphalt Overlay & Kerb	13,391	17,748	17,748	71,000	71,000	-24.55%
W0239 Silverglen Avenue - Asphalt Overlay, Kerb & Drainage	49	9,996	9,996	40,000	40,000	-99.51%
W0240 Metricup Yelverton Road - Gravel Resheet	0	14,250	14,250	57,000	57,000	-100.00%
W0241 Hemsley Road - Gravel Resheet	0	10,503	10,503	42,000	42,000	-100.00%
W0242 Doyle Road - Gravel Resheet	148	5,499	5,499	22,000	22,000	-97.30%
W0243 Alfred Road - Gravel Resheet	0	12,501	12,501	50,000	50,000	-100.00%
W0244 Koorabin Drive - Reconstruction & Intersection	0	36,000	36,000	144,000	144,000	-100.00%
	305,385	887,784	887,784	3,551,093	3,551,093	-65.60%
Sub-Total Infrastructure	2,368,528	6,529,530	6,529,530	36,851,773	36,851,773	-63.73%
Grand Total - Capital Acquisitions	2,917,334	11,809,062	11,809,062	60,571,300	60,571,300	

City of Busselton

Reserves Movement Report

For The Period Ending 30 September 2019

	2019/2020 Actual	2019/2020 Amended Budget YTD	2019/2020 Original Budget YTD	2019/2020 Amended Budget	2019/2020 Original Budget	2018/2019 Actual
	\$	\$	\$	\$	\$	\$
100 Airport Infrastructure Renewal Reserve						
Accumulated Reserves at Start of Year	1,821,552.89	1,821,552.89	1,821,552.89	1,821,552.89	1,821,552.89	1,325,501.46
Interest transfer to Reserves	9,103.14	10,137.00	10,137.00	40,548.00	40,548.00	41,231.55
Transfer from Muni	0.00	0.00	0.00	0.00	0.00	536,450.00
Transfer to Muni	0.00	0.00	0.00	(156,250.00)	(156,250.00)	(81,630.12)
	<u>1,830,656.03</u>	<u>1,831,689.89</u>	<u>1,831,689.89</u>	<u>1,705,850.89</u>	<u>1,705,850.89</u>	<u>1,821,552.89</u>
136 Airport Marketing and Incentive Reserve						
Accumulated Reserves at Start of Year	3,396,150.77	3,396,150.77	3,396,150.77	3,396,150.77	3,396,150.77	1,583,014.10
Interest transfer to Reserves	17,709.97	18,903.00	18,903.00	75,612.00	75,612.00	77,306.67
Transfer from Muni	97,050.00	97,050.00	97,050.00	526,416.00	526,416.00	1,735,830.00
Transfer to Muni	0.00	0.00	0.00	(1,360,230.00)	(1,360,230.00)	0.00
	<u>3,510,910.74</u>	<u>3,512,103.77</u>	<u>3,512,103.77</u>	<u>2,637,948.77</u>	<u>2,637,948.77</u>	<u>3,396,150.77</u>
143 Airport Noise Mitigation Reserve						
Accumulated Reserves at Start of Year	890,709.89	890,709.89	890,709.89	890,709.89	890,709.89	0.00
Interest transfer to Reserves	4,447.40	4,959.00	4,959.00	19,836.00	19,836.00	21,159.89
Transfer from Muni	0.00	0.00	0.00	0.00	0.00	869,550.00
Transfer to Muni	0.00	0.00	0.00	(869,550.00)	(869,550.00)	0.00
	<u>895,157.29</u>	<u>895,668.89</u>	<u>895,668.89</u>	<u>40,995.89</u>	<u>40,995.89</u>	<u>890,709.89</u>
147 Airport Development Reserve						
Interest transfer to Reserves	105.59	0.00	0.00	0.00	0.00	0.00
Transfer from Muni	41,472.00	41,472.00	41,472.00	165,882.00	165,882.00	0.00
Transfer to Muni	0.00	0.00	0.00	(165,882.00)	(165,882.00)	0.00
	<u>41,577.59</u>	<u>41,472.00</u>	<u>41,472.00</u>	<u>0.00</u>	<u>0.00</u>	<u>0.00</u>
148 Airport Existing Terminal Building Reserve						
Accumulated Reserves at Start of Year	39,882.21	39,882.21	39,882.21	39,882.21	39,882.21	0.00
Interest transfer to Reserves	199.13	222.00	222.00	888.00	888.00	882.21
Transfer from Muni	0.00	0.00	0.00	0.00	0.00	39,000.00
	<u>40,081.34</u>	<u>40,104.21</u>	<u>40,104.21</u>	<u>40,770.21</u>	<u>40,770.21</u>	<u>39,882.21</u>
106 Building Asset Renewal Reserve						
Accumulated Reserves at Start of Year	1,725,055.66	1,725,055.66	1,725,055.66	1,725,055.66	1,725,055.66	1,193,933.21
Interest transfer to Reserves	8,729.39	9,600.00	9,600.00	38,400.00	38,400.00	29,072.58
Transfer from Muni	181,788.00	181,788.00	181,788.00	727,148.00	727,148.00	894,362.38
Transfer to Muni	0.00	0.00	0.00	(751,536.00)	(751,536.00)	(392,312.51)
	<u>1,915,573.05</u>	<u>1,916,443.66</u>	<u>1,916,443.66</u>	<u>1,739,067.66</u>	<u>1,739,067.66</u>	<u>1,725,055.66</u>
404 Barnard Park Sports Pavilion Building Reserve						
Accumulated Reserves at Start of Year	10,666.20	10,666.20	10,666.20	10,666.20	10,666.20	0.00
Interest transfer to Reserves	75.52	60.00	60.00	240.00	240.00	166.20
Transfer from Muni	7,557.00	7,557.00	7,557.00	30,226.00	30,226.00	10,500.00
	<u>18,298.72</u>	<u>18,283.20</u>	<u>18,283.20</u>	<u>41,132.20</u>	<u>41,132.20</u>	<u>10,666.20</u>

City of Busselton

Reserves Movement Report

For The Period Ending 30 September 2019

	2019/2020 Actual	2019/2020 Amended Budget YTD	2019/2020 Original Budget YTD	2019/2020 Amended Budget	2019/2020 Original Budget	2018/2019 Actual
	\$	\$	\$	\$	\$	\$
405 Railway House Building Reserve						
Accumulated Reserves at Start of Year	16,761.18	16,761.18	16,761.18	16,761.18	16,761.18	0.00
Interest transfer to Reserves	100.94	93.00	93.00	372.00	372.00	261.18
Transfer from Muni	4,908.00	4,908.00	4,908.00	19,635.00	19,635.00	16,500.00
	<u>21,770.12</u>	<u>21,762.18</u>	<u>21,762.18</u>	<u>36,768.18</u>	<u>36,768.18</u>	<u>16,761.18</u>
406 Youth and Community Activities Building Reserve						
Accumulated Reserves at Start of Year	45,712.30	45,712.30	45,712.30	45,712.30	45,712.30	0.00
Interest transfer to Reserves	268.50	255.00	255.00	1,020.00	1,020.00	712.30
Transfer from Muni	10,710.00	10,710.00	10,710.00	42,840.00	42,840.00	45,000.00
Transfer to Muni	0.00	0.00	0.00	(10,000.00)	(10,000.00)	0.00
	<u>56,690.80</u>	<u>56,677.30</u>	<u>56,677.30</u>	<u>79,572.30</u>	<u>79,572.30</u>	<u>45,712.30</u>
407 Busselton Library Building Reserve						
Accumulated Reserves at Start of Year	85,071.29	85,071.29	85,071.29	85,071.29	85,071.29	0.00
Interest transfer to Reserves	493.99	474.00	474.00	1,896.00	1,896.00	1,440.29
Transfer from Muni	11,424.00	11,424.00	11,424.00	45,696.00	45,696.00	83,631.00
Transfer to Muni	0.00	0.00	0.00	(111,000.00)	(111,000.00)	0.00
	<u>96,989.28</u>	<u>96,969.29</u>	<u>96,969.29</u>	<u>21,663.29</u>	<u>21,663.29</u>	<u>85,071.29</u>
131 Busselton Community Resource Centre Reserve						
Accumulated Reserves at Start of Year	190,875.82	190,875.82	190,875.82	190,875.82	190,875.82	156,653.93
Interest transfer to Reserves	979.91	1,062.00	1,062.00	4,248.00	4,248.00	4,352.89
Transfer from Muni	21,599.00	21,599.00	21,599.00	86,394.00	86,394.00	29,869.00
Transfer to Muni	0.00	0.00	0.00	(5,160.00)	(5,160.00)	0.00
	<u>213,454.73</u>	<u>213,536.82</u>	<u>213,536.82</u>	<u>276,357.82</u>	<u>276,357.82</u>	<u>190,875.82</u>
408 Busselton Jetty Tourist Park Reserve						
Accumulated Reserves at Start of Year	159,725.80	159,725.80	159,725.80	159,725.80	159,725.80	0.00
Interest transfer to Reserves	811.58	888.00	888.00	3,552.00	3,552.00	3,454.93
Transfer from Muni	64,677.00	64,677.00	64,677.00	258,708.00	258,708.00	218,272.00
Transfer to Muni	0.00	0.00	0.00	(287,610.00)	(287,610.00)	(62,001.13)
	<u>225,214.38</u>	<u>225,290.80</u>	<u>225,290.80</u>	<u>134,375.80</u>	<u>134,375.80</u>	<u>159,725.80</u>
409 Geographe Leisure Centre Building Reserve						
Accumulated Reserves at Start of Year	381,186.42	381,186.42	381,186.42	381,186.42	381,186.42	0.00
Interest transfer to Reserves	2,198.50	2,121.00	2,121.00	8,484.00	8,484.00	7,716.49
Transfer from Muni	65,130.00	65,130.00	65,130.00	260,521.00	260,521.00	476,928.00
Transfer to Muni	0.00	0.00	0.00	(555,900.00)	(555,900.00)	(103,458.07)
	<u>448,514.92</u>	<u>448,437.42</u>	<u>448,437.42</u>	<u>94,291.42</u>	<u>94,291.42</u>	<u>381,186.42</u>
331 Joint Venture Aged Housing Reserve						
Accumulated Reserves at Start of Year	1,085,870.41	1,085,870.41	1,085,870.41	1,085,870.41	1,085,870.41	997,854.77
Interest transfer to Reserves	5,153.08	6,045.00	6,045.00	24,180.00	24,180.00	27,824.81
Transfer from Muni	32,184.00	32,184.00	32,184.00	128,741.00	128,741.00	182,877.12
Transfer to Muni	0.00	0.00	0.00	(152,000.00)	(152,000.00)	(122,686.29)
	<u>1,123,207.49</u>	<u>1,124,099.41</u>	<u>1,124,099.41</u>	<u>1,086,791.41</u>	<u>1,086,791.41</u>	<u>1,085,870.41</u>

City of Busselton

Reserves Movement Report

For The Period Ending 30 September 2019

	2019/2020 Actual	2019/2020 Amended Budget YTD	2019/2020 Original Budget YTD	2019/2020 Amended Budget	2019/2020 Original Budget	2018/2019 Actual
	\$	\$	\$	\$	\$	\$
403 Winderup Aged Housing Resident Funded Reserve						
Accumulated Reserves at Start of Year	212,501.16	212,501.16	212,501.16	212,501.16	212,501.16	186,717.69
Interest transfer to Reserves	1,133.67	1,182.00	1,182.00	4,728.00	4,728.00	4,702.72
Transfer from Muni	0.00	0.00	0.00	0.00	0.00	63,103.70
Transfer to Muni	0.00	0.00	0.00	(126,000.00)	(126,000.00)	(42,022.95)
	<u>213,634.83</u>	<u>213,683.16</u>	<u>213,683.16</u>	<u>91,229.16</u>	<u>91,229.16</u>	<u>212,501.16</u>
410 Naturaliste Community Centre Building Reserve						
Accumulated Reserves at Start of Year	63,745.73	63,745.73	63,745.73	63,745.73	63,745.73	0.00
Interest transfer to Reserves	395.94	354.00	354.00	1,416.00	1,416.00	2,078.93
Transfer from Muni	14,928.00	14,928.00	14,928.00	59,708.00	59,708.00	159,147.00
Transfer to Muni	0.00	0.00	0.00	(12,000.00)	(12,000.00)	(97,480.20)
	<u>79,069.67</u>	<u>79,027.73</u>	<u>79,027.73</u>	<u>112,869.73</u>	<u>112,869.73</u>	<u>63,745.73</u>
411 Civic and Administration Building Reserve						
Accumulated Reserves at Start of Year	187,928.40	187,928.40	187,928.40	187,928.40	187,928.40	0.00
Interest transfer to Reserves	1,171.20	1,047.00	1,047.00	4,188.00	4,188.00	2,928.40
Transfer from Muni	70,500.00	70,500.00	70,500.00	282,000.00	282,000.00	185,000.00
Transfer to Muni	0.00	0.00	0.00	(105,920.00)	(105,920.00)	0.00
	<u>259,599.60</u>	<u>259,475.40</u>	<u>259,475.40</u>	<u>368,196.40</u>	<u>368,196.40</u>	<u>187,928.40</u>
412 Vasse Sports Pavilion Building Reserve						
Interest transfer to Reserves	0.35	0.00	0.00	0.00	0.00	0.00
Transfer from Muni	135.00	135.00	135.00	536.00	536.00	0.00
	<u>135.35</u>	<u>135.00</u>	<u>135.00</u>	<u>536.00</u>	<u>536.00</u>	<u>0.00</u>
110 Jetty Maintenance Reserve						
Accumulated Reserves at Start of Year	4,806,278.94	4,806,278.94	4,806,278.94	4,806,278.94	4,806,278.94	4,193,450.51
Interest transfer to Reserves	25,442.96	26,751.00	26,751.00	107,004.00	107,004.00	108,240.24
Transfer from Muni	48,330.00	48,330.00	48,330.00	1,286,516.00	1,286,516.00	1,249,044.00
Transfer to Muni	0.00	0.00	0.00	(2,982,095.00)	(2,982,095.00)	(744,455.81)
	<u>4,880,051.90</u>	<u>4,881,359.94</u>	<u>4,881,359.94</u>	<u>3,217,703.94</u>	<u>3,217,703.94</u>	<u>4,806,278.94</u>
150 Jetty Self Insurance Reserve						
Accumulated Reserves at Start of Year	365,698.37	365,698.37	365,698.37	365,698.37	365,698.37	0.00
Interest transfer to Reserves	1,968.01	2,034.00	2,034.00	8,136.00	8,136.00	5,698.37
Transfer from Muni	15,000.00	15,000.00	15,000.00	60,000.00	60,000.00	360,000.00
	<u>382,666.38</u>	<u>382,732.37</u>	<u>382,732.37</u>	<u>433,834.37</u>	<u>433,834.37</u>	<u>365,698.37</u>
222 Asset Depreciation Reserve						
Accumulated Reserves at Start of Year	0.00	0.00	0.00	0.00	0.00	563,412.18
Interest transfer to Reserves	0.00	0.00	0.00	0.00	0.00	14,029.57
Transfer to Muni	0.00	0.00	0.00	0.00	0.00	(577,441.75)
	<u>0.00</u>	<u>0.00</u>	<u>0.00</u>	<u>0.00</u>	<u>0.00</u>	<u>0.00</u>
223 Road Asset Renewal Reserve						
Accumulated Reserves at Start of Year	1,119,116.75	1,119,116.75	1,119,116.75	1,119,116.75	1,119,116.75	1,299,765.50
Interest transfer to Reserves	6,404.96	6,228.00	6,228.00	24,912.00	24,912.00	49,255.16
Transfer from Muni	864,531.00	864,531.00	864,531.00	3,458,128.00	3,458,128.00	2,550,956.00
Transfer to Muni	0.00	0.00	0.00	(4,161,474.00)	(4,161,474.00)	(2,780,859.91)
	<u>1,990,052.71</u>	<u>1,989,875.75</u>	<u>1,989,875.75</u>	<u>440,682.75</u>	<u>440,682.75</u>	<u>1,119,116.75</u>

City of Busselton

Reserves Movement Report

For The Period Ending 30 September 2019

	2019/2020 Actual	2019/2020 Amended Budget YTD	2019/2020 Original Budget YTD	2019/2020 Amended Budget	2019/2020 Original Budget	2018/2019 Actual
	\$	\$	\$	\$	\$	\$
224 Footpath/ Cycle Ways Reserve						
Accumulated Reserves at Start of Year	3,670.90	3,670.90	3,670.90	3,670.90	3,670.90	0.00
Interest transfer to Reserves	40.27	21.00	21.00	84.00	84.00	3,670.90
Transfer from Muni	296,151.00	296,151.00	296,151.00	1,184,602.00	1,184,602.00	231,906.00
Transfer to Muni	0.00	0.00	0.00	(1,147,590.00)	(1,147,590.00)	(231,906.00)
	<u>299,862.17</u>	<u>299,842.90</u>	<u>299,842.90</u>	<u>40,766.90</u>	<u>40,766.90</u>	<u>3,670.90</u>
226 Other Infrastructure (Drainage, Signage, Etc.) Reserve						
Interest transfer to Reserves	220.88	0.00	0.00	0.00	0.00	0.00
Transfer from Muni	86,751.00	86,751.00	86,751.00	347,000.00	347,000.00	0.00
Transfer to Muni	0.00	0.00	0.00	(316,950.00)	(316,950.00)	0.00
	<u>86,971.88</u>	<u>86,751.00</u>	<u>86,751.00</u>	<u>30,050.00</u>	<u>30,050.00</u>	<u>0.00</u>
225 Parks, Gardens and Reserves Reserve						
Interest transfer to Reserves	772.77	0.00	0.00	0.00	0.00	0.00
Transfer from Muni	303,501.00	303,501.00	303,501.00	1,214,001.00	1,214,001.00	0.00
Transfer to Muni	0.00	0.00	0.00	(1,134,000.00)	(1,134,000.00)	0.00
	<u>304,273.77</u>	<u>303,501.00</u>	<u>303,501.00</u>	<u>80,001.00</u>	<u>80,001.00</u>	<u>0.00</u>
151 Furniture and Equipment Reserve						
Transfer from Muni	0.00	0.00	0.00	364,900.00	364,900.00	0.00
Transfer to Muni	0.00	0.00	0.00	(364,900.00)	(364,900.00)	0.00
	<u>0.00</u>	<u>0.00</u>	<u>0.00</u>	<u>0.00</u>	<u>0.00</u>	<u>0.00</u>
115 Plant Replacement Reserve						
Accumulated Reserves at Start of Year	1,205,526.70	1,205,526.70	1,205,526.70	1,205,526.70	1,205,526.70	2,185,395.64
Interest transfer to Reserves	2,595.42	6,711.00	6,711.00	26,844.00	26,844.00	61,462.25
Transfer from Muni	225,183.00	225,183.00	225,183.00	900,737.00	900,737.00	1,115,712.71
Transfer to Muni	0.00	0.00	0.00	(1,418,950.00)	(1,418,950.00)	(2,157,043.90)
	<u>1,433,305.12</u>	<u>1,437,420.70</u>	<u>1,437,420.70</u>	<u>714,157.70</u>	<u>714,157.70</u>	<u>1,205,526.70</u>
137 Major Traffic Improvements Reserve						
Accumulated Reserves at Start of Year	1,495,577.97	1,495,577.97	1,495,577.97	1,495,577.97	1,495,577.97	432,138.26
Interest transfer to Reserves	7,864.67	8,325.00	8,325.00	33,300.00	33,300.00	30,752.10
Transfer from Muni	282,177.00	282,177.00	282,177.00	1,128,705.00	1,128,705.00	1,211,110.00
Transfer to Muni	0.00	0.00	0.00	(2,400,000.00)	(2,400,000.00)	(178,422.39)
	<u>1,785,619.64</u>	<u>1,786,079.97</u>	<u>1,786,079.97</u>	<u>257,582.97</u>	<u>257,582.97</u>	<u>1,495,577.97</u>
132 CBD Enhancement Reserve						
Accumulated Reserves at Start of Year	171,316.34	171,316.34	171,316.34	171,316.34	171,316.34	122,490.23
Interest transfer to Reserves	1,216.16	954.00	954.00	3,816.00	3,816.00	3,706.11
Transfer from Muni	140,047.00	140,047.00	140,047.00	560,188.00	560,188.00	45,120.00
Transfer to Muni	0.00	0.00	0.00	(643,000.00)	(643,000.00)	0.00
	<u>312,579.50</u>	<u>312,317.34</u>	<u>312,317.34</u>	<u>92,320.34</u>	<u>92,320.34</u>	<u>171,316.34</u>
127 New Infrastructure Development Reserve						
Accumulated Reserves at Start of Year	1,803,171.42	1,803,171.42	1,803,171.42	1,803,171.42	1,803,171.42	1,834,714.76
Interest transfer to Reserves	7,784.11	10,035.00	10,035.00	40,140.00	40,140.00	51,101.03
Transfer from Muni	50,288.60	48,156.00	48,156.00	192,627.00	192,627.00	410,941.00
Transfer to Muni	0.00	0.00	0.00	(1,259,942.00)	(1,259,942.00)	(493,585.37)
	<u>1,861,244.13</u>	<u>1,861,362.42</u>	<u>1,861,362.42</u>	<u>775,996.42</u>	<u>775,996.42</u>	<u>1,803,171.42</u>

City of Busselton

Reserves Movement Report

For The Period Ending 30 September 2019

	2019/2020 Actual	2019/2020 Amended Budget YTD	2019/2020 Original Budget YTD	2019/2020 Amended Budget	2019/2020 Original Budget	2018/2019 Actual
	\$	\$	\$	\$	\$	\$
141 Commonage Precinct Infrastructure Road Reserve						
Accumulated Reserves at Start of Year	231,223.87	231,223.87	231,223.87	231,223.87	231,223.87	225,574.67
Interest transfer to Reserves	1,154.53	1,287.00	1,287.00	5,148.00	5,148.00	5,649.20
	<u>232,378.40</u>	<u>232,510.87</u>	<u>232,510.87</u>	<u>236,371.87</u>	<u>236,371.87</u>	<u>231,223.87</u>
114 City Car Parking and Access Reserve						
Accumulated Reserves at Start of Year	1,281,336.70	1,281,336.70	1,281,336.70	1,281,336.70	1,281,336.70	875,925.14
Interest transfer to Reserves	6,313.50	7,131.00	7,131.00	28,524.00	28,524.00	30,250.23
Transfer from Muni	126,297.00	126,297.00	126,297.00	505,188.00	505,188.00	538,024.00
Transfer to Muni	0.00	0.00	0.00	(427,549.00)	(427,549.00)	(162,862.67)
	<u>1,413,947.20</u>	<u>1,414,764.70</u>	<u>1,414,764.70</u>	<u>1,387,499.70</u>	<u>1,387,499.70</u>	<u>1,281,336.70</u>
107 Corporate IT Systems Reserve						
Accumulated Reserves at Start of Year	80,398.99	80,398.99	80,398.99	80,398.99	80,398.99	78,625.03
Interest transfer to Reserves	401.43	447.00	447.00	1,788.00	1,788.00	1,773.96
	<u>80,800.42</u>	<u>80,845.99</u>	<u>80,845.99</u>	<u>82,186.99</u>	<u>82,186.99</u>	<u>80,398.99</u>
133 Election, Valuation and Corporate Expenses Reserve						
Accumulated Reserves at Start of Year	499,905.97	499,905.97	499,905.97	499,905.97	499,905.97	149,557.64
Interest transfer to Reserves	2,661.83	2,781.00	2,781.00	11,124.00	11,124.00	8,399.33
Transfer from Muni	37,500.00	37,500.00	37,500.00	150,000.00	150,000.00	350,949.00
Transfer to Muni	0.00	0.00	0.00	(150,000.00)	(150,000.00)	(9,000.00)
	<u>540,067.80</u>	<u>540,186.97</u>	<u>540,186.97</u>	<u>511,029.97</u>	<u>511,029.97</u>	<u>499,905.97</u>
111 Legal Expenses Reserve						
Accumulated Reserves at Start of Year	577,255.71	577,255.71	577,255.71	577,255.71	577,255.71	557,904.00
Interest transfer to Reserves	2,685.75	3,213.00	3,213.00	12,852.00	12,852.00	15,035.07
Transfer from Muni	0.00	0.00	0.00	0.00	0.00	61,364.00
Transfer to Muni	0.00	0.00	0.00	0.00	0.00	(57,047.36)
	<u>579,941.46</u>	<u>580,468.71</u>	<u>580,468.71</u>	<u>590,107.71</u>	<u>590,107.71</u>	<u>577,255.71</u>
135 Performing Arts and Convention Centre Reserve						
Transfer from Muni	0.00	0.00	0.00	2,705,530.00	2,705,530.00	0.00
	<u>0.00</u>	<u>0.00</u>	<u>0.00</u>	<u>2,705,530.00</u>	<u>2,705,530.00</u>	<u>0.00</u>
202 Long Service Leave Reserve						
Accumulated Reserves at Start of Year	3,096,583.00	3,096,583.00	3,096,583.00	3,096,583.00	3,096,583.00	3,111,698.09
Interest transfer to Reserves	14,455.78	17,235.00	17,235.00	68,940.00	68,940.00	93,949.05
Transfer from Muni	62,499.00	62,499.00	62,499.00	250,000.00	250,000.00	384,190.02
Transfer to Muni	0.00	0.00	0.00	(653,950.00)	(653,950.00)	(493,254.16)
	<u>3,173,537.78</u>	<u>3,176,317.00</u>	<u>3,176,317.00</u>	<u>2,761,573.00</u>	<u>2,761,573.00</u>	<u>3,096,583.00</u>
203 Professional Development Reserve						
Accumulated Reserves at Start of Year	122,771.88	122,771.88	122,771.88	122,771.88	122,771.88	113,024.66
Interest transfer to Reserves	457.18	684.00	684.00	2,736.00	2,736.00	3,777.31
Transfer from Muni	17,499.00	17,499.00	17,499.00	70,000.00	70,000.00	70,000.00
Transfer to Muni	0.00	0.00	0.00	(71,930.00)	(71,930.00)	(64,030.09)
	<u>140,728.06</u>	<u>140,954.88</u>	<u>140,954.88</u>	<u>123,577.88</u>	<u>123,577.88</u>	<u>122,771.88</u>

City of Busselton

Reserves Movement Report

For The Period Ending 30 September 2019

	2019/2020 Actual	2019/2020 Amended Budget YTD	2019/2020 Original Budget YTD	2019/2020 Amended Budget	2019/2020 Original Budget	2018/2019 Actual
	\$	\$	\$	\$	\$	\$
204 Sick Pay Incentive Reserve						
Accumulated Reserves at Start of Year	150,403.55	150,403.55	150,403.55	150,403.55	150,403.55	175,935.04
Interest transfer to Reserves	667.75	837.00	837.00	3,348.00	3,348.00	5,088.12
Transfer from Muni	5,833.00	5,833.00	5,833.00	70,000.00	70,000.00	0.00
Transfer to Muni	0.00	0.00	0.00	(71,930.00)	(71,930.00)	(30,619.61)
	<u>156,904.30</u>	<u>157,073.55</u>	<u>157,073.55</u>	<u>151,821.55</u>	<u>151,821.55</u>	<u>150,403.55</u>
124 Workers Compensation and Extended Sick Leave Coningency Res						
Accumulated Reserves at Start of Year	305,100.95	305,100.95	305,100.95	305,100.95	305,100.95	356,227.48
Interest transfer to Reserves	1,316.68	1,698.00	1,698.00	6,792.00	6,792.00	8,873.47
Transfer to Muni	0.00	0.00	0.00	(28,460.00)	(28,460.00)	(60,000.00)
	<u>306,417.63</u>	<u>306,798.95</u>	<u>306,798.95</u>	<u>283,432.95</u>	<u>283,432.95</u>	<u>305,100.95</u>
302 Community Facilities - City District						
Accumulated Reserves at Start of Year	2,552,707.62	2,552,707.62	2,552,707.62	2,552,707.62	2,552,707.62	2,303,095.83
Interest transfer to Reserves	12,786.87	14,208.00	14,208.00	56,832.00	56,832.00	60,897.30
Transfer from Muni	29,721.76	81,876.00	81,876.00	361,740.00	361,740.00	306,049.14
Transfer to Muni	0.00	0.00	0.00	(2,203,795.00)	(2,203,795.00)	(117,334.65)
	<u>2,595,216.25</u>	<u>2,648,791.62</u>	<u>2,648,791.62</u>	<u>767,484.62</u>	<u>767,484.62</u>	<u>2,552,707.62</u>
304 Community Facilities - Broadwater						
Accumulated Reserves at Start of Year	158,523.04	158,523.04	158,523.04	158,523.04	158,523.04	138,048.48
Interest transfer to Reserves	795.56	882.00	882.00	3,528.00	3,528.00	3,656.26
Transfer from Muni	1,053.54	3,126.00	3,126.00	12,500.00	12,500.00	16,818.30
	<u>160,372.14</u>	<u>162,531.04</u>	<u>162,531.04</u>	<u>174,551.04</u>	<u>174,551.04</u>	<u>158,523.04</u>
303 Community Facilities - Busselton						
Accumulated Reserves at Start of Year	44,011.77	44,011.77	44,011.77	44,011.77	44,011.77	34,546.40
Interest transfer to Reserves	226.03	246.00	246.00	984.00	984.00	971.37
Transfer from Muni	854.69	5,001.00	5,001.00	20,000.00	20,000.00	8,494.00
Transfer to Muni	0.00	0.00	0.00	(44,000.00)	(44,000.00)	0.00
	<u>45,092.49</u>	<u>49,258.77</u>	<u>49,258.77</u>	<u>20,995.77</u>	<u>20,995.77</u>	<u>44,011.77</u>
305 Community Facilities - Dunsborough						
Accumulated Reserves at Start of Year	188,062.67	188,062.67	188,062.67	188,062.67	188,062.67	166,327.12
Interest transfer to Reserves	939.03	1,047.00	1,047.00	4,188.00	4,188.00	4,549.89
Transfer from Muni	16,644.77	6,249.00	6,249.00	25,000.00	25,000.00	17,185.66
	<u>205,646.47</u>	<u>195,358.67</u>	<u>195,358.67</u>	<u>217,250.67</u>	<u>217,250.67</u>	<u>188,062.67</u>
311 Community Facilities - Dunsborough Lakes Estate						
Accumulated Reserves at Start of Year	922,772.84	922,772.84	922,772.84	922,772.84	922,772.84	525,105.39
Interest transfer to Reserves	4,607.50	5,136.00	5,136.00	20,544.00	20,544.00	19,631.45
Transfer from Muni	0.00	69,498.00	69,498.00	277,990.00	277,990.00	378,036.00
	<u>927,380.34</u>	<u>997,406.84</u>	<u>997,406.84</u>	<u>1,221,306.84</u>	<u>1,221,306.84</u>	<u>922,772.84</u>
306 Community Facilities - Geographe						
Accumulated Reserves at Start of Year	99,175.93	99,175.93	99,175.93	99,175.93	99,175.93	95,061.38
Interest transfer to Reserves	498.76	552.00	552.00	2,208.00	2,208.00	2,410.78
Transfer from Muni	516.24	1,875.00	1,875.00	7,500.00	7,500.00	1,703.77
	<u>100,190.93</u>	<u>101,602.93</u>	<u>101,602.93</u>	<u>108,883.93</u>	<u>108,883.93</u>	<u>99,175.93</u>

City of Busselton

Reserves Movement Report

For The Period Ending 30 September 2019

	2019/2020 Actual	2019/2020 Amended Budget YTD	2019/2020 Original Budget YTD	2019/2020 Amended Budget	2019/2020 Original Budget	2018/2019 Actual
	\$	\$	\$	\$	\$	\$
310 Community Facilities - Port Geographe						
Accumulated Reserves at Start of Year	343,509.27	343,509.27	343,509.27	343,509.27	343,509.27	335,116.76
Interest transfer to Reserves	1,715.18	1,911.00	1,911.00	7,644.00	7,644.00	8,392.51
	<u>345,224.45</u>	<u>345,420.27</u>	<u>345,420.27</u>	<u>351,153.27</u>	<u>351,153.27</u>	<u>343,509.27</u>
309 Community Facilities - Vasse						
Accumulated Reserves at Start of Year	615,585.54	615,585.54	615,585.54	615,585.54	615,585.54	589,760.45
Interest transfer to Reserves	3,073.68	3,426.00	3,426.00	13,704.00	13,704.00	14,848.67
Transfer from Muni	0.00	0.00	0.00	0.00	0.00	10,976.42
Transfer to Muni	0.00	0.00	0.00	(450,000.00)	(450,000.00)	0.00
	<u>618,659.22</u>	<u>619,011.54</u>	<u>619,011.54</u>	<u>179,289.54</u>	<u>179,289.54</u>	<u>615,585.54</u>
308 Community Facilities - Airport North						
Accumulated Reserves at Start of Year	2,970,179.38	2,970,179.38	2,970,179.38	2,970,179.38	2,970,179.38	2,826,296.71
Interest transfer to Reserves	14,831.58	16,530.00	16,530.00	66,120.00	66,120.00	71,258.67
Transfer from Muni	0.00	63,750.00	63,750.00	255,000.00	255,000.00	72,624.00
	<u>2,985,010.96</u>	<u>3,050,459.38</u>	<u>3,050,459.38</u>	<u>3,291,299.38</u>	<u>3,291,299.38</u>	<u>2,970,179.38</u>
130 Locke Estate Reserve						
Accumulated Reserves at Start of Year	1,012.99	1,012.99	1,012.99	1,012.99	1,012.99	0.00
Interest transfer to Reserves	(156.22)	6.00	6.00	24.00	24.00	1,012.99
Transfer from Muni	15,999.00	15,999.00	15,999.00	64,000.00	64,000.00	64,000.00
Transfer to Muni	0.00	0.00	0.00	(64,000.00)	(64,000.00)	(64,000.00)
	<u>16,855.77</u>	<u>17,017.99</u>	<u>17,017.99</u>	<u>1,036.99</u>	<u>1,036.99</u>	<u>1,012.99</u>
122 Port Geographe Development Reserve						
Accumulated Reserves at Start of Year	682,470.41	682,470.41	682,470.41	682,470.41	682,470.41	1,455,440.82
Interest transfer to Reserves	2,981.06	3,798.00	3,798.00	15,192.00	15,192.00	30,840.83
Transfer from Muni	12,993.00	12,993.00	12,993.00	51,975.00	51,975.00	50,000.00
Transfer to Muni	0.00	0.00	0.00	(599,307.00)	(599,307.00)	(853,811.24)
	<u>698,444.47</u>	<u>699,261.41</u>	<u>699,261.41</u>	<u>150,330.41</u>	<u>150,330.41</u>	<u>682,470.41</u>
123 Port Geographe Waterways Management Reserve (SAR)						
Accumulated Reserves at Start of Year	3,349,716.94	3,349,716.94	3,349,716.94	3,349,716.94	3,349,716.94	3,387,485.07
Interest transfer to Reserves	15,907.15	18,645.00	18,645.00	74,580.00	74,580.00	87,609.18
Transfer from Muni	53,736.00	53,736.00	53,736.00	214,942.00	214,942.00	193,747.69
Transfer to Muni	0.00	0.00	0.00	(346,800.00)	(346,800.00)	(319,125.00)
	<u>3,419,360.09</u>	<u>3,422,097.94</u>	<u>3,422,097.94</u>	<u>3,292,438.94</u>	<u>3,292,438.94</u>	<u>3,349,716.94</u>
126 Provenge Landscape Maintenance Reserve (SAR)						
Accumulated Reserves at Start of Year	1,194,759.54	1,194,759.54	1,194,759.54	1,194,759.54	1,194,759.54	1,101,707.78
Interest transfer to Reserves	5,768.37	6,651.00	6,651.00	26,604.00	26,604.00	30,061.96
Transfer from Muni	44,091.00	44,091.00	44,091.00	176,363.00	176,363.00	168,461.65
Transfer to Muni	0.00	0.00	0.00	(203,380.00)	(203,380.00)	(105,471.85)
	<u>1,244,618.91</u>	<u>1,245,501.54</u>	<u>1,245,501.54</u>	<u>1,194,346.54</u>	<u>1,194,346.54</u>	<u>1,194,759.54</u>
128 Vasse Newtown Landscape Maintenance Reserve (SAR)						
Accumulated Reserves at Start of Year	575,151.53	575,151.53	575,151.53	575,151.53	575,151.53	535,722.24
Interest transfer to Reserves	2,530.53	3,201.00	3,201.00	12,804.00	12,804.00	15,770.06
Transfer from Muni	45,201.00	45,201.00	45,201.00	180,801.00	180,801.00	172,922.26
Transfer to Muni	0.00	0.00	0.00	(199,220.00)	(199,220.00)	(149,263.03)
	<u>622,883.06</u>	<u>623,553.53</u>	<u>623,553.53</u>	<u>569,536.53</u>	<u>569,536.53</u>	<u>575,151.53</u>

City of Busselton

Reserves Movement Report

For The Period Ending 30 September 2019

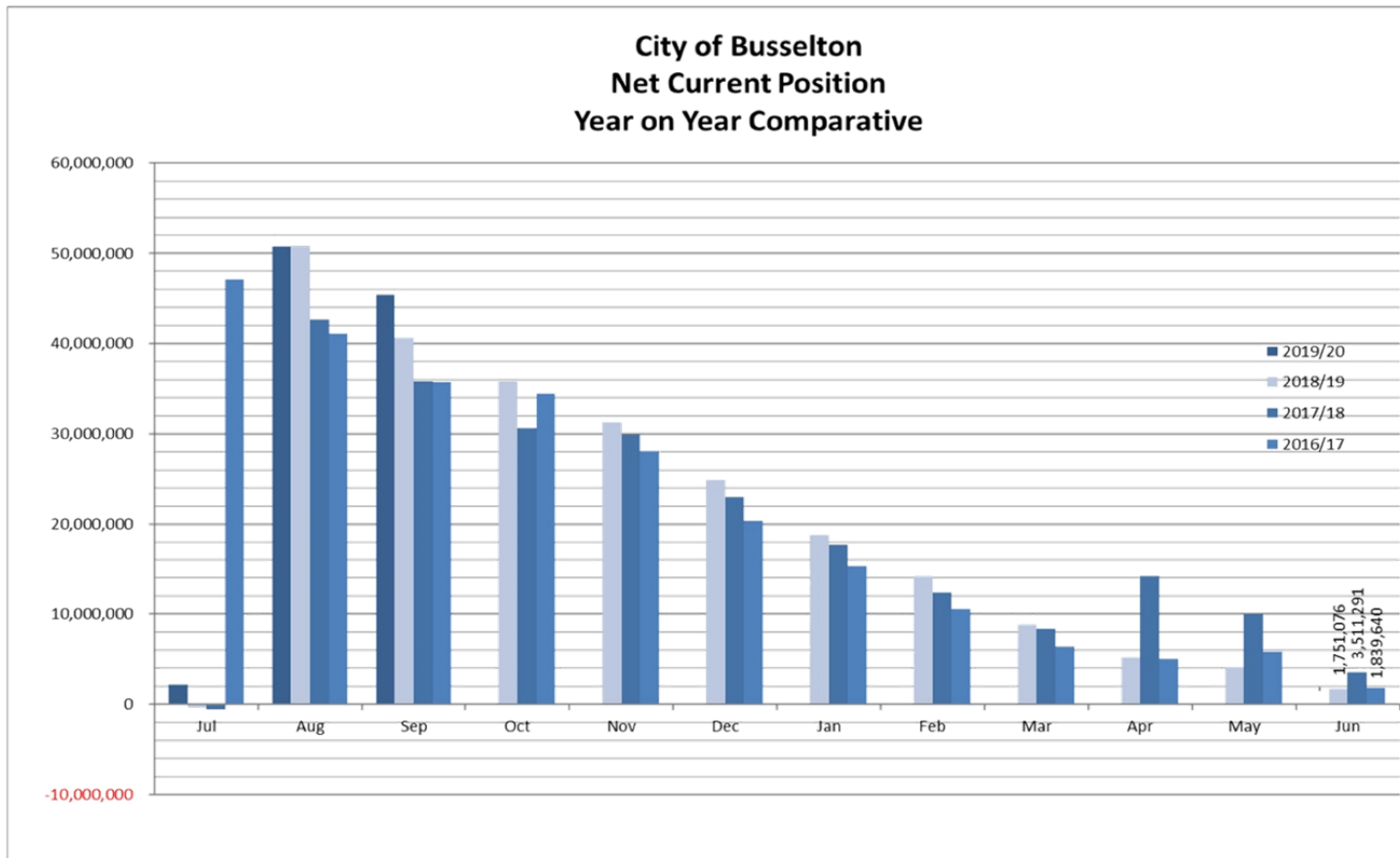
	2019/2020 Actual	2019/2020 Amended Budget YTD	2019/2020 Original Budget YTD	2019/2020 Amended Budget	2019/2020 Original Budget	2018/2019 Actual
	\$	\$	\$	\$	\$	\$
138 Commonage Precinct Bushfire Facilities Reserve						
Accumulated Reserves at Start of Year	57,260.53	57,260.53	57,260.53	57,260.53	57,260.53	55,861.58
Interest transfer to Reserves	285.91	318.00	318.00	1,272.00	1,272.00	1,398.95
	<u>57,546.44</u>	<u>57,578.53</u>	<u>57,578.53</u>	<u>58,532.53</u>	<u>58,532.53</u>	<u>57,260.53</u>
139 Commonage Community Facilities Dunsborough Lakes South Res						
Accumulated Reserves at Start of Year	72,622.42	72,622.42	72,622.42	72,622.42	72,622.42	70,848.15
Interest transfer to Reserves	362.61	405.00	405.00	1,620.00	1,620.00	1,774.27
	<u>72,985.03</u>	<u>73,027.42</u>	<u>73,027.42</u>	<u>74,242.42</u>	<u>74,242.42</u>	<u>72,622.42</u>
140 Commonage Community Facilities South Biddle Precinct Reserve						
Accumulated Reserves at Start of Year	886,172.58	886,172.58	886,172.58	886,172.58	886,172.58	1,030,368.46
Interest transfer to Reserves	3,839.06	4,932.00	4,932.00	19,728.00	19,728.00	25,804.12
Transfer to Muni	0.00	0.00	0.00	0.00	0.00	(170,000.00)
	<u>890,011.64</u>	<u>891,104.58</u>	<u>891,104.58</u>	<u>905,900.58</u>	<u>905,900.58</u>	<u>886,172.58</u>
321 Busselton Area Drainage and Waterways Improvement Reserve						
Accumulated Reserves at Start of Year	546,471.37	546,471.37	546,471.37	546,471.37	546,471.37	548,820.67
Interest transfer to Reserves	2,674.15	3,042.00	3,042.00	12,168.00	12,168.00	13,451.35
Transfer to Muni	0.00	0.00	0.00	(184,399.00)	(184,399.00)	(15,800.65)
	<u>549,145.52</u>	<u>549,513.37</u>	<u>549,513.37</u>	<u>374,240.37</u>	<u>374,240.37</u>	<u>546,471.37</u>
102 Coastal and Climate Adaptation Reserve						
Accumulated Reserves at Start of Year	2,845,578.60	2,845,578.60	2,845,578.60	2,845,578.60	2,845,578.60	2,472,424.34
Interest transfer to Reserves	14,090.70	15,837.00	15,837.00	63,348.00	63,348.00	69,960.53
Transfer from Muni	118,512.00	118,512.00	118,512.00	538,044.00	538,044.00	527,732.00
Transfer to Muni	0.00	0.00	0.00	(1,259,792.00)	(1,259,792.00)	(224,538.27)
	<u>2,978,181.30</u>	<u>2,979,927.60</u>	<u>2,979,927.60</u>	<u>2,187,178.60</u>	<u>2,187,178.60</u>	<u>2,845,578.60</u>
144 Emergency Disaster Recovery Reserve						
Accumulated Reserves at Start of Year	72,781.94	72,781.94	72,781.94	72,781.94	72,781.94	50,000.00
Interest transfer to Reserves	381.90	405.00	405.00	1,620.00	1,620.00	1,781.54
Transfer from Muni	5,001.00	5,001.00	5,001.00	20,000.00	20,000.00	21,000.40
	<u>78,164.84</u>	<u>78,187.94</u>	<u>78,187.94</u>	<u>94,401.94</u>	<u>94,401.94</u>	<u>72,781.94</u>
145 Energy Sustainability Reserve						
Accumulated Reserves at Start of Year	181,852.87	181,852.87	181,852.87	181,852.87	181,852.87	100,000.00
Interest transfer to Reserves	922.57	1,011.00	1,011.00	4,044.00	4,044.00	4,474.87
Transfer from Muni	24,999.00	24,999.00	24,999.00	130,000.00	130,000.00	100,000.00
Transfer to Muni	0.00	0.00	0.00	(177,378.00)	(177,378.00)	(22,622.00)
	<u>207,774.44</u>	<u>207,862.87</u>	<u>207,862.87</u>	<u>138,518.87</u>	<u>138,518.87</u>	<u>181,852.87</u>
146 Cemetery Reserve						
Accumulated Reserves at Start of Year	157,626.57	157,626.57	157,626.57	157,626.57	157,626.57	100,000.00
Interest transfer to Reserves	819.39	876.00	876.00	3,504.00	3,504.00	4,098.21
Transfer from Muni	34,749.00	34,749.00	34,749.00	139,000.00	139,000.00	77,321.95
Transfer to Muni	0.00	0.00	0.00	(254,000.00)	(254,000.00)	(23,793.59)
	<u>193,194.96</u>	<u>193,251.57</u>	<u>193,251.57</u>	<u>46,130.57</u>	<u>46,130.57</u>	<u>157,626.57</u>

City of Busselton

Reserves Movement Report

For The Period Ending 30 September 2019

	2019/2020 Actual	2019/2020 Amended Budget YTD	2019/2020 Original Budget YTD	2019/2020 Amended Budget	2019/2020 Original Budget	2018/2019 Actual
	\$	\$	\$	\$	\$	\$
341 Public Art Reserve						
Accumulated Reserves at Start of Year	86,198.07	86,198.07	86,198.07	86,198.07	86,198.07	229,685.21
Interest transfer to Reserves	(83.58)	480.00	480.00	1,920.00	1,920.00	5,697.86
Transfer to Muni	0.00	0.00	0.00	(41,060.00)	(41,060.00)	(149,185.00)
	<u>86,114.49</u>	<u>86,678.07</u>	<u>86,678.07</u>	<u>47,058.07</u>	<u>47,058.07</u>	<u>86,198.07</u>
121 Waste Management Facility and Plant Reserve						
Accumulated Reserves at Start of Year	7,867,210.16	7,867,210.16	7,867,210.16	7,867,210.16	7,867,210.16	7,881,068.17
Interest transfer to Reserves	29,311.24	43,788.00	43,788.00	175,152.00	175,152.00	200,860.10
Transfer from Muni	262,998.00	262,998.00	262,998.00	1,051,994.00	1,051,994.00	1,312,610.77
Transfer to Muni	0.00	0.00	0.00	(5,616,140.00)	(5,616,140.00)	(1,527,328.88)
	<u>8,159,519.40</u>	<u>8,173,996.16</u>	<u>8,173,996.16</u>	<u>3,478,216.16</u>	<u>3,478,216.16</u>	<u>7,867,210.16</u>
120 Strategic Projects Reserve						
Accumulated Reserves at Start of Year	257,162.94	257,162.94	257,162.94	257,162.94	257,162.94	226,213.20
Interest transfer to Reserves	1,307.18	8,298.00	8,298.00	33,192.00	33,192.00	5,949.74
Transfer from Muni	6,249.00	6,249.00	6,249.00	31,000.00	31,000.00	25,000.00
Transfer to Muni	0.00	0.00	0.00	(78,925.00)	(78,925.00)	0.00
	<u>264,719.12</u>	<u>271,709.94</u>	<u>271,709.94</u>	<u>242,429.94</u>	<u>242,429.94</u>	<u>257,162.94</u>
129 Untied Grants Reserve						
Accumulated Reserves at Start of Year	1,232,906.00	1,232,906.00	1,232,906.00	1,232,906.00	1,232,906.00	0.00
Transfer from Muni	0.00	0.00	0.00	0.00	0.00	1,232,906.00
Transfer to Muni	(1,232,906.00)	(1,232,906.00)	(1,232,906.00)	(1,232,906.00)	(1,232,906.00)	0.00
	<u>0.00</u>	<u>0.00</u>	<u>0.00</u>	<u>0.00</u>	<u>0.00</u>	<u>1,232,906.00</u>
Total Cash Back Reserves	<u>58,474,198.91</u>	<u>58,706,136.66</u>	<u>58,706,136.66</u>	<u>42,611,399.66</u>	<u>42,611,399.66</u>	<u>55,590,217.66</u>
Summary Reserves						
Accumulated Reserves at Start of Year	55,590,217.66	55,590,217.66	55,590,217.66	55,590,217.66	55,590,217.66	47,978,518.20
Interest transfer to Reserves	257,918.65	309,405.00	309,405.00	1,237,620.00	1,237,620.00	1,413,166.97
Transfer from Muni	3,858,968.60	4,039,420.00	4,039,420.00	20,640,422.00	20,640,422.00	18,882,926.94
Transfer to Muni	(1,232,906.00)	(1,232,906.00)	(1,232,906.00)	(34,856,860.00)	(34,856,860.00)	(12,684,394.45)
Closing Balance	<u>58,474,198.91</u>	<u>58,706,136.66</u>	<u>58,706,136.66</u>	<u>42,611,399.66</u>	<u>42,611,399.66</u>	<u>55,590,217.66</u>



6.3 BUDGET AMENDMENT REQUEST / REVIEW - ACCOUNTING FOR NEW LEASING STANDARD

STRATEGIC GOAL	6. LEADERSHIP Visionary, collaborative, accountable
STRATEGIC OBJECTIVE	6.1 Governance systems, process and practices are responsible, ethical and transparent.
SUBJECT INDEX	Budget Planning and Reporting
BUSINESS UNIT	Financial Services
REPORTING OFFICER	Manager Financial Services - Paul Sheridan
AUTHORISING OFFICER	Director Finance and Corporate Services - Tony Nottle
NATURE OF DECISION	Executive: substantial direction setting, including adopting strategies, plans and policies (excluding local planning policies), tenders, setting and amending budgets, funding, donations and sponsorships, reviewing committee recommendations
VOTING REQUIREMENT	Absolute Majority
ATTACHMENTS	Nil

OFFICER RECOMMENDATION

That the Council endorse the requested budget amendment outlined in Table 1 below resulting in no change to the budgeted cash position:

Table 1:

Cost Code	Description	Current Budget	Change	Resulting Proposed Amended Budget
Expenditure				
336.10591.3381.0000	Lease of Equipment (GLC)	\$0	Increase by \$82,480	\$82,480
220.10250.3381.0000	Lease of Equipment (IT)	\$0	Increase by \$676,820	\$676,820
Liability				
9000.8050	Lease Liability Account	\$0	Increase by -\$759,300	-\$759,300
Net Total		\$0	\$0	\$0

EXECUTIVE SUMMARY

This report seeks recommendation of the Finance Committee to Council for the approval of a budget amendment as detailed in this report. Adoption of the officer recommendation will result in no change to the City's current amended budgeted position of \$0.

BACKGROUND

Council adopted its 2019/2020 municipal budget on Wednesday 31 July 2019 with a balanced budget position. Since this time, Council has been advised of certain expense changes that have impacted the original budget and the Finance Committee is now being asked to recommend to Council a budget amendment for the following item:

- Adjustment of budget items initially included in the original budget to account for the adoption of new accounting standard AASB 16 – Lease Accounting.

OFFICER COMMENT

This budget amendment seeks to amend the existing budget entries catering for the adoption of the new lease accounting standard AASB 16 – Lease Accounting, by including a lease expenditure line item and increasing an existing liability line item.

The effect of the initial budget in relation to this was an increase in Right of Use Assets and a decrease in cash.

Subsequent to the proposed amendment, the impact is to leave the Right of Use Asset item intact, include a Lease Expense line in the Statement of Comprehensive Income, increase the Lease Liability line in the Statement of Financial Position, and leave the original reduction in Cash at bank the same, hence no effect on the budgeted cash position.

Planned Expenditure Item

Officers propose that the 2019/2020 adopted budget be amended to reflect the following funding changes, shown in Table 1.

Table 1:

Cost Code	Description	Current Budget	Change	Resulting Proposed Amended Budget
Expenditure				
336.10591.3381.0000	Lease of Equipment (GLC)	\$0	Increase by \$82,480	\$82,480
220.10250.3381.0000	Lease of Equipment (IT)	\$0	Increase by \$676,820	\$676,820
Liability				
9000.8050	Lease Liability Account	\$0	Increase by -\$759,300	-\$759,300
	Net Total	\$0	\$0	\$0

Statutory Environment

Section 6.8 of the *Local Government Act 1995* refers to expenditure from the municipal fund that is not included in the annual budget. In the context of this report, where no budget allocation exists, expenditure is not to be incurred until such time as it is authorised in advance, by an absolute majority decision of the Council.

Relevant Plans and Policies

Practical adoption of new accounting standard AASB 16, effect from 1 July 2019.

Financial Implications

The financial implications of this recommendation are contained within the report.

Stakeholder Consultation

The City's auditors were consulted during their most recent on-site engagement, whereby they confirmed that provided the year end statutory treatment complied with the new standard, the City's practical month to month accounting practice can remain as is, in the interests of facilitating more transparent reporting of the net cash position.

Risk Assessment

An assessment of the potential implications of implementing the officer recommendation has been undertaken using the City's risk management framework, with risks assessed taking into account any controls already in place.

There is a risk to the City, as there is with all projects undertaken that the final cost could exceed budget. If this looks to be the case Council will be notified so a suitable offset / project scope back can be identified.

Options

The Council could decide not to go ahead with the proposed budget amendment request.

CONCLUSION

Council's approval is sought to amend the budget as per the details contained in this report. Upon approval the proposed works will be planned, organised and completed.

TIMELINE FOR IMPLEMENTATION OF OFFICER RECOMMENDATION

Should the officer recommendation be endorsed, the associated budget amendment will be processed within a month of being approved.

6.4 BUDGET AMENDMENT REQUEST / REVIEW - BRIDGE RESURFACING

STRATEGIC GOAL	6. LEADERSHIP Visionary, collaborative, accountable
STRATEGIC OBJECTIVE	6.1 Governance systems, process and practices are responsible, ethical and transparent.
SUBJECT INDEX	Budget Planning and Reporting
BUSINESS UNIT	Financial Services
REPORTING OFFICER	Manager Financial Services - Paul Sheridan
AUTHORISING OFFICER	Director Finance and Corporate Services - Tony Nottle
NATURE OF DECISION	Executive: substantial direction setting, including adopting strategies, plans and policies (excluding local planning policies), tenders, setting and amending budgets, funding, donations and sponsorships, reviewing committee recommendations
VOTING REQUIREMENT	Absolute Majority
ATTACHMENTS	Nil

OFFICER RECOMMENDATION

That the Council endorse the requested budget amendment outlined in Tables 1 below resulting in no change to the budgeted cash position:

Table 1:

Cost Code	Description	Current Budget	Change	Resulting Proposed Amended Budget
Expenditure				
541.W0084.3280.0000	Contractors – Vasse Yallingup Siding Road	\$0	Increase by \$13,978	\$13,978
Revenue				
541.W0084.1280.0000	Reimbursement Other (Water Corporation)	\$0	Increase by -\$13,978	-\$13,978
	Net Total	\$0	\$0	\$0

EXECUTIVE SUMMARY

This report seeks recommendation of the Finance Committee to Council for the approval of budget amendments as detailed in this report. Adoption of the officer recommendation will result in no change to the City's current amended budgeted position of \$0.

BACKGROUND

Council adopted its 2019/2020 municipal budget on Wednesday 31 July 2019 with a balanced budget position. Since this time, Council has been advised of certain expense changes that have impacted the original budget. The Finance Committee is now being asked to consider recommending to Council a budget amendment for the following item:

- Addition of a bridge resurfacing capital project onto the 2019/2020 budget.

OFFICER COMMENT

Approximately two years ago the Water Corporation replaced bridge 3370A on the Vasse Yallingup Siding Road where the surface (concrete) was given its initial asphalt prima-seal. A second coat seal is now required to complete the resurfacing of the bridge. The Water Corporation has requested that the City arrange these final works to be completed in the warmer months of the year, packaged together with other similar types of works. The estimated cost to complete these works is \$13,978. To this end, the Water Corporation will provide the City with a reimbursement to this value. This amendment seeks to bring this arrangement onto the 2019/2020 budget.

Planned Expenditure Item

Officers propose that the 2019/2020 adopted budget be amended to reflect the following funding changes, shown in Table 1.

Table 1:

Cost Code	Description	Current Budget	Change	Resulting Proposed Amended Budget
Expenditure				
541.W0084.3280.0000	Contractors – Vasse Yallingup Siding Road	\$0	Increase by \$13,978	\$13,978
Revenue				
541.W0084.1280.0000	Reimbursement Other (Water Corporation)	\$0	Increase by -\$13,978	-\$13,978
	Net Total	\$0	\$0	\$0

Statutory Environment

Section 6.8 of the *Local Government Act 1995* refers to expenditure from the municipal fund that is not included in the annual budget. In the context of this report, where no budget allocation exists, expenditure is not to be incurred until such time as it is authorised in advance, by an absolute majority decision of the Council.

Relevant Plans and Policies

There are multiple plans and policies that support the proposed budget amendments.

Financial Implications

The financial implications of this recommendation are contained within the report.

Stakeholder Consultation

No external stakeholder consultation was required or undertaken in relation to this matter

Risk Assessment

An assessment of the potential implications of implementing the officer recommendation has been undertaken using the City's risk management framework, with risks assessed taking into account any controls already in place.

There is a risk to the City, as there is with all projects undertaken, that the final cost could exceed budget. If this looks to be the case, Council will be notified so a suitable offset / project scope back can be identified.

Options

The Council could decide not to go ahead with the proposed budget amendment request.

CONCLUSION

Council's approval is sought to amend the budget as per the details contained in this report. Upon approval the proposed works will be planned, organised and completed.

TIMELINE FOR IMPLEMENTATION OF OFFICER RECOMMENDATION

Should the officer recommendation be endorsed, the associated budget amendment will be processed within a month of being approved.

6.5 MAIN ROADS WESTERN AUSTRALIA - REGIONAL ROAD GROUP FUNDING QUARTERLY REPORT

STRATEGIC GOAL	5. TRANSPORT Smart, connective and accessible
STRATEGIC OBJECTIVE	5.2 Road networks that provide for a growing population and the safe movement of all users through the District.
SUBJECT INDEX	Infrastructure
BUSINESS UNIT	Engineering and Facilities Services
REPORTING OFFICER	Manager, Engineering and Facilities Services - Daniell Abrahamse
AUTHORISING OFFICER	Director, Engineering and Works Services - Oliver Darby
NATURE OF DECISION	Noting: the item does not require a decision of Council and is simply for information purposes and noting
VOTING REQUIREMENT	Simple Majority
ATTACHMENTS	Nil

OFFICER RECOMMENDATION

That the Finance Committee note the Regional Road Group Report for the fourth quarter of the 2018/19 financial year.

EXECUTIVE SUMMARY

The Finance Committee is requested to note the Regional Road Group Report for the fourth quarter of the 2018/19 financial year. This report provides the Finance Committee and the Council with a progress report on five road projects funded through Main Roads Western Australia's (MRWA) Regional Road Group. The projects are individually reported on in terms of project description, project type, i.e. an improvement or a preservation project, the scope of works (what the project entails), financial information for projects currently underway, project progress report and a risk assessment.

BACKGROUND

There are 10 Regional Road Groups (RRG) in WA, established under the State Road Funds to Local Government Agreement. The City of Busselton is a member of the South West group comprising 15 other local government areas, including the Cities of Bunbury and Mandurah and the Shires of Harvey, Collie, Dardanup, Capel, Augusta-Margaret River, Nannup, Manjimup, Bridgetown-Greenbushes, Boyup Brook, Waroona, Boddington, Murray and Donnybrook-Balingup.

The South West Regional Road Group (SWRRG) is guided by a document referred to as 'Roads 2030'. This document identifies roads within the various Local Government Authorities (LGA) that are of regional significance. These local government roads (as contained in the Roads 2030 document) are reviewed on a five yearly interval to assess the effects of changing circumstances and demand on the local road network. New roads can be added through this process although the justification can be difficult to achieve and is not guaranteed.

The City of Busselton currently has 21 roads of regional significance on the list. These are detailed in alphabetical order in the table below:

- Albert Street
- Bussell Highway
- Cape Naturaliste Road
- Causeway Road
- Commonage Road
- Fairway Drive
- Jindong – Treeton Road
- Layman Road
- Ludlow – Hithergreen Road
- Metricup Road
- Yallingup Beach Road
- North Jindong Road
- Payne Road
- Peel Terrace
- Queen Elizabeth Avenue
- Queen Street
- Roy Road
- Strelly Street
- Tuart Drive
- Vasse-Yallingup Siding Road
- Wildwood Road

Each year the City applies for funding based on works required, derived either from an asset management perspective, or more recently, as a result of the Busselton Traffic Study outcomes. All projects applied for by the SWRRG are then reviewed, prioritised and ranked based on the SWRRG prioritisation guidelines.

Funding for eligible projects is based on a 2/3rd RRG and 1/3rd LGA basis. The City is required to contribute the 1/3rd of the cost of any project from its own funds. There is also a maximum RRG funding distribution per project per year of \$500,000, thus no project can exceed \$750,000 combined funding in any given year unless the City contributes in excess of its 1/3rd. Projects can however be staged over multiple years at the maximum allowable amount.

The SWRRG has an expenditure performance target of 90% of Grants assigned to be expended annually.

The RRG funding is broken into two separate allocation streams being Preservation or Improvement works:

- Preservation works largely involve the reconditioning of the existing infrastructure with only minor improvements.
- Improvement works are to expand the infrastructure, increase its capacity or other significant works. Improvement works usually required more detailed design and planning, and projects are generally located in high density areas. Sometimes, environmental considerations and service relocations are needed for these projects.

It is important to note that the funding associated with RRG is treated as a funding pool and is distributed or treated in two different ways, dependent on the type of endorsed project. Projects for both funding streams can be either a one-off project or a long-term ongoing project.

A one-off project may be a reconstruction or reseal of a particular road or section of road. The work is completed in that financial year and no further works are required on that road. Any surplus funds on completion of the one-off project are returned to the funding pool where the funding gets redistributed amongst the other RRG local governments. Or by request (requires RRG approval) the funds can be transferred to other RRG budgeted projects.

Long-term or ongoing projects are projects that have been budgeted and programmed to complete over a number of years, generally commencing with detailed design work, service relocation and finally construction. Similar to a one-off project, in any one year unspent funds can be returned to the funding pool. This is however with the knowledge that funding has been allocated for the following year.

Or, as per the City of Busselton's prior approach, funds can be carried over in order to retain the funds and bank it with future year's allocations. This allows a larger scale project to be completed in a one off manner. The long-term projects are nominated over a set period, generally up to 5 years. Where the project exceeds this delivery timeframe it will need to be reapplied for and be assessed against other nominated RRG projects.

OFFICER COMMENT

Current Year Projects and Progress Commentary

For the 2018/19 financial year the City had eight projects administered under the Regional Road Group Program. However, one of these projects; the Chain Avenue Drainage Project, is in fact a State Funded Black Spot project that is simply administered through the program using the same process. The Georgina Molly Bus Bay Project is another project administered through this program that is not strictly a Regional Road Group Project. For the purpose of this report these two projects have been excluded.

As a result, there are five Regional Road Group grants being administered by the City for 2018/19. One of these grants associated with Peel Terrace has been split into two distinct and separate projects, as such, although there are five RRG grants there are six individual projects being reported on.

Note, Main Roads assigns new project numbers annually for each funding amount allocated. The City will however consolidate multi-year project into only the once Cost Code or Project number making the administration of the funding significantly more complex.

Project Update

Project 1: **S0035 - Strelly Street/Barlee Street Roundabout**
Project Type: **Improvement, complex**

Project Scope

This project is part of Busselton Traffic Study (BTS) and involves the following:

- Short term: Construction of a roundabout at the intersection of Strelly/Barlee Street intersection. The first stage involved the relocation of services and land resumptions. The second stage of the works included the construction of the roundabout.
- Long Term: Construction of an upgraded link from the Busselton Bypass to West Street, onto the old Bussell Highway/Albert Street. This is known as the Strelly/Barlee/West Street connection which offers alternative access to the Busselton City Centre, the foreshore and the western portion of the Busselton CBD. Construction of a dual carriageway along the above route is envisaged by 2036.

Works in Progress

Short-term works included the construction of a roundabout at the intersection of Strelly/Barlee Street intersection. The roundabout construction was completed mid July 2019, as a result of inclement weather.

Project 2: **S0067 - Layman Road**
Project Type: **Preservation, simple**

Project Scope

The original project budget of \$600,000 comprised preservation works on two separate sections of Layman Road, one being adjacent the Wonnerup town site.

These works were completed towards the end of the 2017/18 financial year. The remaining budget totalling \$152,487, reported above was subsequently carried over.

The City sought and obtained approval to increase the project scope to complete additional road repairs on an alternative section of Layman Road SLK 0.00 to 1.28 being between the roundabout intersecting with Tuart Drive to Bussell Highway. These repairs comprised the following elements:

- a) Asphalt overlay between SLK 0.04 to SLK 0.550.
- b) The repair of a road failure at SLK 0.60 (creek crossing point) also caused by significant heavy vehicle movements and flooding.
- c) Drainage repairs to table drains and culverts along this same section.
- d) Re-shouldering and edge break repairs.

Works in Progress

The sections of Layman Road adjacent the Wonnerup Town site was completed towards the end of the 2017/18 financial year. The section of Layman Road from the Bussell Highway heading north towards Tuart Drive, which was added to the project scope as a result of project savings, was completed in June 2019.

Project 3: **S0051 - Causeway Road/Rosemary Drive Roundabout**
Project Budget: **\$750,000**
Project Type: **Improvement, complex**

Financial information

Budget	YTD Actual	Commitments	Budget Remaining	Grants outstanding
\$750,000	\$93,320	\$0	\$656,680	\$300,000

Project Scope

This project is part of the Busselton Traffic Study and involves the construction of a roundabout on Causeway Road providing access to the new City Centre Eastern Link Bridge and Rosemary Drive.

Works in Progress

The design for the Causeway Road/Rosemary Drive roundabout that forms part of the City Centre Eastern Link project was advertised for Expressions of Interest (EOI) for the construction of the City Centre Eastern link – Stage 1 in late 2018. The EOI closed on 22 January 2019. Three (3) companies were shortlisted and invited to tender on the project in early April 2019. The tender submission closed on 28th May 2018.

City officers opted to re-tender the project as the tender rates submitted by the shortlisted companies were in some instances double the available project budget.

The tender for RFT11/19 Road Network Upgrade – City Centre Eastern Link Stage 1 and Stage 2A + 2B has been submitted to the Council for awarding a suitable contractor. The works is scheduled to commence in October 2019 and completed by June 2020.

Note, all the environmental approvals for undertaking the City Centre Eastern Link project is currently in place.

Project Risks

The project risk commencing the project at the start of summer rather than winter has reduced the financial risk, as starting the project during winter would have the potential to add to the total construction cost.

Project 4 & 5: **S0064 - Peel Terrace - Stanley Place / Cammilleri Intersection upgrades**
S0069 - Brown Street Intersection Upgrade
Project Budget: **\$863,033 (includes \$113,033 carry over)**
Project Type: **Improvement, complex**

Financial information

Project #	Budget	YTD Actual	Commitments	Budget Remaining	Grants outstanding
S0064	\$613,033	\$187,121	\$0	\$425,912	\$200,000
S0069	\$250,000	\$4,151	\$0	\$245,849	\$100,000

Part of this project represents a carry-over from the 2017/18 financial year. The \$500,000 grant received this financial year for the Peel Terrace works has been assigned against two separate projects linked to Peel Terrace.

Project Scope

This project is part of the Busselton Traffic Study and involves:

1. the upgrade of the existing intersection at Stanley Place and Peel Terrace;
2. a new roundabout at Cammilleri Street and Peel Terrace that will link Peel Terrace to the City Centre Eastern Link; and
3. Brown Street Intersection Upgrade works not scheduled until 2019/2020.

Works in Progress

The services along Peel Terrace were relocated as part of the 2017/18 financial year works. The section of road between Causeway Road and Stanley Place has also been upgraded. Some of these works including the new footpath were finalised this financial year, hence the expenditure that has been incurred year to date.

As with the Causeway Road project above, the design for the works on Peel Terrace forms part of the City Centre Eastern Link project was advertised for Expressions of Interest (EOI) for the construction of the City Centre Eastern link – Stage 1 in late 2018. The EOI closed on 22 January 2019. Three (3) companies were shortlisted and invited to tender on the project in early April 2019. The tender submission closed on 28th May 2018.

City officers opted to re-tender the project as the tender rates submitted by the shortlisted companies were in some instances double the available project budget.

The tender for RFT11/19 Road Network Upgrade – City Centre Eastern Link Stage 1 and Stage 2A + 2B has been submitted to the Council for awarding a suitable contractor. The works is scheduled to commence in October 2019 and completed by June 2020.

Note, all the environmental approvals for undertaking the City Centre Eastern Link project are in place.

Project Risks

As above, the project risk commencing the project at the start of summer rather than winter has reduced the financial risk, as starting the project during winter would have the potential to add to the total construction cost.

Project 6: S0066 Queen Street
Project Budget: \$0
Project Type: Improvement, complex

Financial information

Budget	YTD Actual	Commitments	Budget Remaining	Grants outstanding
\$0	\$0	\$0	\$0	\$0

There were left over carried forward funds totalling \$52,846 on this project that have been successfully transferred against Project 1 – S0035 Strelly Street Roundabout.

Project Scope

No project scope for 2018/19.

Progress Report

Not applicable.

Project Risks

Not applicable.

Statutory Environment

The officer recommendation supports the general function of a local government under the Local Government Act 1995 to provide for the good government of persons in its district.

Relevant Plans and Policies

There are no relevant plans or policies to consider in relation to this matter.

Financial Implications

There are no financial implications associated with the officer recommendation.

Stakeholder Consultation

No external stakeholder consultation was required or undertaken in relation to this matter.

Risk Assessment

An assessment of the potential implications of implementing the officer recommendation has been undertaken using the City's risk management framework, with risks assessed taking into account any controls already in place. No risks of a medium or greater level have been identified.

Options

The officer recommendation is only for information purposes.

CONCLUSION

The report has been provided to the Finance Committee as an update on the status and progress of currently funded RRG projects. The update provides expenditure to date, project progress and the potential of project carry overs.

TIMELINE FOR IMPLEMENTATION OF OFFICER RECOMMENDATION

The officer recommendation is only for information purposes.

6.6 ASSET MANAGEMENT UPDATE

STRATEGIC GOAL	6. LEADERSHIP Visionary, collaborative, accountable
STRATEGIC OBJECTIVE	6.4 Assets are well maintained and responsibly managed.
SUBJECT INDEX	Asset Management
BUSINESS UNIT	Engineering and Facilities Services
REPORTING OFFICER	Asset Coordinator - Daniel Hall
AUTHORISING OFFICER	Director, Engineering and Works Services - Oliver Darby
NATURE OF DECISION	Noting: the item does not require a decision of Council and is simply for information purposes and noting
VOTING REQUIREMENT	Simple Majority
ATTACHMENTS	Nil

OFFICER RECOMMENDATION

That the Council note the Asset Management update for October 2019.

EXECUTIVE SUMMARY

This update provides an overview of the City's current asset management priorities, how they can be addressed through policy principles and gives an example of how the principles can be put into practice. All of the examples given with this update will form part of the overall asset management plan review and update. They have been provided as a summary to suit the purpose of this update, however more detail will be provided as the update progresses.

The formal adoption of an updated Asset Management Policy will provide guidance for the finalisation of the review and update of the overall asset management plan. If the Council supports the proposed policy principles, an updated Asset Management Policy will be presented back to Council for adoption through the Policy and Legislation Committee.

BACKGROUND

Asset management staff are reviewing the current Asset Management Policy in preparation for re-adoption by the Council. The purpose of this update is to present the proposed underpinning policy principles and provide examples as justification for how each principle reflects current asset management priorities for the City.

The examples provided for each principle will form part of future asset management planning updates to be presented to the Council following adoption of a revised policy. These examples are not intended as a definitive list of what the principles may drive, but rather the best example to illustrate how the principle can be implemented through the asset management plans.

OFFICER COMMENT

Asset management is a broad subject area covering a range of elements. All of these elements have a purpose, however, some will be more important for the City to address than others, at any given point in time. Adoption of the most important elements as policy principles ensures organisational understanding of what the current priorities are and allows for a targeted approach to asset management planning. Below are the five priority areas proposed to be addressed by aligned policy principles, justification for why they have been chosen and examples to illustrate their practical application.

1. Growth of the Infrastructure Asset Base

The estimated replacement value of the City's infrastructure assets (as per asset management calculations) has increased to a total value of \$920,758,934 (an increase of \$386,758,934 from the 2013 calculation of \$534,000,000). A breakdown of the current value is shown in Table 1 below.

The 2013 calculations in Table 1 are an extract from the original Overall Asset Management Plan. Assets such as Car Parks, Airport, Bridges, Busselton Jetty, Signage and Waste Sites would have carried a value in 2013, however had not received an asset management valuation at that point in time. This demonstrates that a significant amount of work has been undertaken since 2013 to improve the knowledge of the asset base.

Table 1 Current Replacement Value of Infrastructure Assets

Asset Type	Value 2013 \$	Value 2019 \$	Variance
Roads	284,000,000	370,419,378	86,419,378
Car Parks	0	11,959,466	11,959,466
Airport	0	64,350,789	64,350,789
Bridges	0	69,028,840	69,028,840
Footpaths	30,000,000	47,118,362	17,118,362
Coastal Infrastructure (Excluding Busselton Jetty)	8,000,000	19,279,000	11,279,000
Busselton Jetty	0	33,658,187	33,658,187
Buildings	104,000,000	126,907,523	22,907,523
Drainage	69,000,000	101,497,452	32,497,452
Signage	0	3,045,626	3,045,626
Public Open Space and Lighting	34,000,000	70,024,377	36,024,377
Waste Sites	0	3,469,934	3,469,934
Other (now valued above)	5,000,000	0	-5,000,000
Total	534,000,000	920,758,934	386,758,934

An overview of the key elements within this increase are provided below.

1.1 Improved Valuation Processes

Since the 2013 overall Asset Management Plan was adopted, knowledge about the extent of the asset base has improved considerably, with data collection and valuation processes being refined each time they are undertaken. The calculation process is now more thorough than it was and completion of numerous plans since 2013 and the three yearly fair value cycle have created more accurate valuation data.

The calculation of fair value for all infrastructure (other than buildings) is undertaken in-house by asset management staff and presented to Council's financial auditors on a three yearly cycle. This is now a requirement in accordance with regulation 17A(2) of the *Local Government (Financial Management) Regulations* which requires property, plant and equipment to be shown at fair value.

AASB 13 defines "fair value" as "the price that would be received to sell an asset or paid to transfer a liability in an orderly transaction between market participants at the measurement date". Fair value for infrastructure (other than buildings) is essentially the current replacement value of an asset, taking into account factors such as age and condition.

Undertaking this calculation in-house every three years requires a significant effort from the asset team. The trade-off for this however is that each cycle builds more in-house expertise and improves the City's overall knowledge of the quantity and value of the infrastructure to be managed.

1.2 City Construction Program

The City is actively catering for the demand for growth with larger projects such as the Busselton foreshore, airport, waste site, traffic study implementation as well as upgrades to smaller coastal recreation nodes, narrow seal rural roads etc. All of these activities will improve the condition of these areas and will also add to the value of the assets to be managed into the future. The ongoing management of these assets includes maintenance as well as renewal planning.

1.3 Donated Assets

The growth of the City also generates an annual amount of donated assets which are constructed by property developers and handed to the City to manage after a set maintenance period. These donated assets include Public Open Space (POS) and associated assets, roads, stormwater drainage, footpaths and cycleways. Once they are donated to the City, they are included in the relevant asset registers to form part of calculations for ongoing maintenance and renewal planning.

1.4 Implications of This Growth

As a general rule, as the value of the asset portfolio increases, so does the funding required to maintain it at an acceptable standard. What this means in terms of actual cost and an annual impact on the Councils bottom-line is complex, requiring the consideration of many variables for each asset class. This includes life of the asset and its components, complexity of components, required appearance, intended functionality etc. Adopting a principle targeting the impacts of growth is essential to ensure these impacts can be fully understood, communicated to the Council and planned for.

An example of the immediate impact of growth occurs in POS and associated assets. POS areas contain many components that require maintenance and management from the time they are constructed. Within the overall increase in value of \$36M (incorporating all of the factors detailed above) is an increase in maintainable areas such as gardens, turf, playgrounds and bushlands (natural areas).

The actual impact of this in terms of resourcing and budget expenditure is currently being compiled and will be presented to the Council as a separate, more detailed item. Preliminary work undertaken however, indicates that this increase in maintainable areas for POS has increased by in excess of 52 hectares (520,000 m²) between 2013 and 2019. Targeting the impacts of growth as a policy principle ensures the Council is kept informed of the true cost of operating and maintaining new assets such as POS.

2. Lifecycle Management of Assets

In order to understand and quantify the bottom-line impact of growth, it is necessary to first understand the lifecycle management requirements for each asset class. Lifecycle management of infrastructure involves many activities throughout its life including planning, design, construction, acquisition, operation, maintenance, renewal and disposal costs.

Initial asset management plans undertaken have focussed on the renewal portion of the lifecycle in determining the funds required to replace the asset at the end of its life. Improved asset management knowledge has highlighted the need for a more comprehensive approach within asset planning activities. This would address maintenance related works also, and in particular, preventative maintenance activities.

Preventative (or scheduled) work involves pre-planned activities designed to avoid wear and tear, more expensive structural issues in the future and reduce mobilisation costs through undertaking works in a structured manner. Other maintenance is defined as corrective (or reactive) work; that is tasks undertaken in response to an event or general wear and tear of the elements. This includes work such as storm damage clean-up, pothole repair and removal of drain blockages.

Renewal work is required either when corrective and /or preventive works have not been undertaken when required, are ineffective or the element has simply reached the end of its useful life. This end of useful life can be triggered by either very poor condition or increased demand (i.e. size and amount of traffic) that the asset is no longer able to meet.

All elements of the lifecycle are linked, and therefore must be considered together when determining the financial requirements for infrastructure. Levels of preventive and corrective maintenance undertaken can have a bearing on required renewal (i.e. may cause it to be undertaken sooner if not adequate) and conversely, timing of renewals can impact maintenance and operating costs if assets remain in a poor condition for too long.

Taking a broader view of asset management to include more of the lifecycle activities also highlights items that are sometimes overlooked as part of renewal planning. An example of this occurs for assets located within a road reserve. Table 2 provides an overview of all of the maintainable elements located within road reserves throughout the City. This information has been compiled as part of a criticality analysis and includes both urban and rural road reserves and illustrates all the possible road reserve elements. For the purpose of this exercise, car parks have been included as road reserve assets.

Table 2 Maintainable Road Elements

No.	Maintainable Element	No.	Maintainable Element
1	Barriers	19	Pedestrian Hoops
2	Batter / Roadside	20	Pram Ramps
3	Bridges	21	Rain Gardens
4	Bus Shelters	22	Road Reflectors
5	Culverts	23	Road Shoulder
6	Drainage Outlets	24	Road Surface - Unsealed
7	Drainage Swales	25	Roundabouts
8	Fencing	26	Roundabouts - Gardens
9	Footpath - Asphalt	27	Seal
10	Footpath - Concrete	28	Signs
11	Footpath - Paving	29	Stormwater Pipes
12	Gross Pollutant Traps	30	Stormwater Pits
13	Guide Posts	31	Street Lights
14	Kerbs	32	Street Trees
15	Line Marking	33	Table Drains
16	Medians - Gardens	34	Tactile Pavers
17	Medians Concrete	35	Traffic Management Devices - Other
18	Parking		

The table lists 35 possible elements located within a road reserve dependant on the location of the road. The road surface is generally considered the main component to be maintained within the reserve, however there are many elements over and above the road surface that require inspection, maintenance and renewal.

Improved organisational understanding of lifecycle management activities will facilitate a broader view of asset management considering all maintainable elements, such as those outlined in table 2. This will include implementation of preventive maintenance plans as part of ongoing asset management planning.

3. Community Expectations and Setting of Service Standards

Initial asset management planning undertaken has been based around industry best practice and staff knowledge and experience when determining parameters for asset maintenance and renewal. This is a sound methodology which can deliver effective outcomes, however would benefit from improved knowledge of community expectations.

Community engagement should be undertaken in order to fully understand what the community values, and in turn what they are prepared to pay for. Community engagement provides guidance on standards for operating, maintenance and renewal activities to determine asset appearance, functionality and performance.

This principle can be addressed by quantifying community expectations through the development of service standards which can be costed, tested for affordability and discussed with the community. These discussions can also inform the community on how the city plans to balance the required renewal against the need for new and upgraded assets.

4. Ongoing Improvement of the City's Asset Management Capability

Asset Management Capability is defined as the combined concepts of the capacity and ability of a system to meet a specified objective in all its aspects. This includes all the assets and associated personnel, resources and services which are required to meet the objective (i.e. required service standards for infrastructure). A system relies on all its elements to work effectively together, so if one is missing or insufficient, it can affect the whole system.

In order to meet statutory obligations and reporting requirements the City must implement systems and practices enabling effective storage, sharing and evaluation of asset data, knowledge and information.

The capability is all the elements required to be in place to ensure that the City can undertake effective asset management. Adopting a capability-based principle acknowledges the importance of a strong foundation for asset management.

Asset staff are currently improving the building asset management capability through improvements to the collection of as-constructed information for buildings. A standardised specification is now in place for all new building projects to ensure the City receives as-constructed information in a format consistent with current data management practices. The aim of this standardisation is to transfer the data received straight into the asset register, as opposed to having to first reconfigure it to make it fit. This reconfiguration takes time and creates unnecessary double-handling of information – which in turn leads to increased cost of managing the assets. It is envisaged that the time saved by this initiative will lead to improvements for capability for condition assessment, long-term renewal planning and preventative maintenance planning.

The proposed principle will give priority to capability improvements across all infrastructure assets and the required asset management systems and practices.

5. Maintaining Asset with Minimal Backlog of Maintenance and Renewal Works

Consideration should be given to existing assets for their operation, maintenance and renewal in conjunction with provision of new assets. This is to ensure a balance between expenditure on new and upgraded assets and required renewal expenditure on existing assets. This approach will assist in the long-term sustainability of the City's infrastructure assets.

The principle aims to ensure that all infrastructure assets are maintained adequately and passed on to future generations in a good condition (i.e. no major backlog of maintenance or renewal works). The focus of this principle is the ongoing 'like for like' maintenance and renewal of an asset and its components. Items such as replacement, expansion or major upgrade are considered separate to the normal 'like for like' renewal incumbent on the current users of the assets.

Replacement, expansion or major upgrade of assets should be subject to separate discussions with the community at the time the works are planned, to agree on the best course of action. An example of this differentiation in practice is outlined below within the building funding methodology.

5.1 Building Funding Methodology

In 2018 asset staff undertook a modelling exercise for the purpose of allocating renewal funds for buildings into Reserve Accounts. The purpose of this being to fund major and minor renewal works, such as replacement of components and larger-scale maintenance that require a capital budget allocation.

The methodology allocates an annual percentage of the replacement value of buildings into reserves based on building criticality (Service Level Hierarchy), replacement value and apportioning a percentage of replacement value annually into a reserve account.

The percentage to be allocated is based on the Buildings Asset Management Plan (2013) which recommended a minimum benchmark for yearly renewal expenditure for buildings at 1.5% p.a. of the replacement cost of the building. This figure was obtained from IPWEA (Institute of Public Works Engineers Australia) and undertaken by TEFMA (Tertiary Education Facilities Management Association). Modelling activities undertaken since 2013 by the asset management team have pointed to between 1.5% and 2.5% p.a. being an appropriate minimum range to cater for different types and criticality of buildings. In terms of the maximum percentage to be applied, High criticality (SLH 1) buildings are capped at 4% and all other buildings are capped at 2.5%. The percentage currently allocated for the 2019/20 financial year is 1.75%.

The annual increments to be applied between the minimum and the capped percentage, and the annual funds this will generate, are tested for affordability with the LTFP. This ensures that it is affordable within the context of all other competing organisational priorities.

The ultimate intention of the funding plan is to maintain these buildings at an acceptable standard until such time as they require replacement, refurbishment or significant upgrade. The reserve may have a balance of funds at this point (i.e. from holding off certain works due just before these major works) to contribute, however, first and foremost, the funds should be used as the buildings age in order to maintain them at the required standard.

Buildings as a whole will generally have an anticipated useful life of around fifty years, however buildings have many and varied components with a range of useful lives from ten years to fifty years. On this basis, maintenance and renewal expenditure for buildings is required to be available from the time it's constructed to ensure it can be adequately maintained. Below is an example of how building annual maintenance and renewal requirements differ from the longer term requirement of eventual building replacement.

The like for like replacement of the City's Administration Building in 50 years' time would cost an estimated \$52.7M (based on base cost of \$20M plus 2% p.a. Building Cost Indexation). In basic terms this equates to an annual amount of \$1.05M required to be saved over the fifty years in order to fund the replacement. This would be in addition to the annual amount required to be spent on maintenance and renewal of components, currently allocated through the methodology.

If the eventual like for like replacement of the Administration Building in fifty years' time was required to be contributed towards within the current LTFP, it could mean another \$10.5M being allocated to the Administration Building reserve over the next ten years if the above example was to be followed. This is not the intention of the methodology as it would not be affordable within the current LTFP.

Below is a snapshot of the items that the methodology is intended to cover in the short-medium term for the Administration Building. This list assumes that all required servicing and minor maintenance activities will be undertaken as required, if they are not, then some additional items may be replaced within this timeframe also.

- External components subject to the elements such as external wall finishes, windows and doors.
- Internal components subject to wear and tear such as stairs, cabinet work, door hardware, internal wall finishes, floor finishes, ceiling finishes, window treatments, operable walls and pin boards etc.
- Components relating to service items such as lifts, heating, ventilation and air-conditioning, plumbing, hydraulic and electrical services (including emergency lighting and security systems).
- Feature elements of the building such as feature timber, feature lighting, internal glazing and Solar Panels and associated components.
- Renewal of spaces such as toilets, change rooms, meeting rooms, common areas and kitchens, particularly in areas which are open to both the public and also City staff (reception, Andalup Room and Council Chambers).

To further illustrate this, Rawlinson's Australian Construction Handbook estimates that items such as those outlined above (fittings, finishes, fitments and services) equate to around 45% of the buildings total value, based on elemental costs of administration office buildings. This provides some context around the likely cost of maintaining the Administration Building in the short-medium term if some or all of these elements require major maintenance and renewal over this period.

Whilst the methodology does consider each generations required contributions to these buildings, it is also very mindful of the importance of avoiding situations such as the narrow seal country roads. The narrow seal country roads program is currently dealing with a backlog of renewal as a result of works undertaken in the late sixties without a structured renewal program attached. Had a funding and renewal methodology been implemented at the time of construction, the current backlog of renewal works could have largely been avoided.

How the actual expenditure tracks against what has been predicted, should be monitored and annual allocations adjusted if necessary. This should be a living process that is reviewed and updated to inform each iteration of the Long Term Financial Plan.

5.2 Research Undertaken

Research undertaken of other regional local governments in Western Australia (Albany, Bunbury and Mandurah) highlighted that there is not a standard approach being used to predict future renewal requirements for buildings. Each Council had a slightly different method based on the best available asset data and their capacity to fund. The research also indicated that all were undertaking this at a high level as opposed to detailed asset information for each and every building. The City's building funding methodology follows a similar high level approach, but is taking it a step further by placing funds into reserves, to be used as the buildings age.

Asset Management Policy Principles

Based on the points noted above, the following principles are proposed to be included in an update of the Asset Management Policy. These principles outline the City's approach to asset management and provide staff with an understanding of Council expectations for the development of strategies and plans. The policy defines what the Council considers important with respect to Asset Management.

The proposed policy principles are as follows:

- Assets are to be acquired, maintained and renewed to adequately meet present-day community expectations and pass to future generations with minimal backlog of maintenance and renewal works.
- Community expectations will be quantified through the implementation of service standards informed by asset lifecycle costing and incorporated into the asset management and Long Term Financial Plans.
- Decisions on implementation of new assets, major upgrades or acceptance of donated assets is to be informed by lifecycle costing analysis to determine the true cost of operating and maintaining the asset.
- Ensure that the City has the Asset Management capability to meet statutory obligations and reporting requirements through the implementation of systems and practices enabling effective storage, sharing and evaluation of asset data, knowledge and information.

The desired outcomes and actions required to implement these principles are to be further expanded upon within the Asset Management Strategy. This will then provide guidance in the day to day asset management as well as with the development of asset management plans.

The principles cover the main asset management priorities at the City of Busselton, which are maintaining the existing portfolio, understanding, quantifying and implementing community expectations, catering for the financial and operational impacts of new and upgraded assets and understanding key asset management capabilities required for effective asset management.

Statutory Environment

The officer recommendation supports the general function of a local government under the Local Government Act 1995 to provide for the good government of persons in its district.

Relevant Plans and Policies

The proposed principles will be incorporated into a revised Asset Management Policy, to be presented to Council through the Policy and Legislation Committee.

Financial Implications

There are no direct financial implications associated with officer recommendation.

Stakeholder Consultation

No external stakeholder consultation was required or undertaken in relation to this matter.

Risk Assessment

An assessment of the potential implications of implementing the officer recommendation has been undertaken using the City's risk management framework, with risks assessed taking into account any controls already in place. No risks of a medium or greater level have been identified.

Options

As an alternative to the proposed recommendation the Council could identify alternative policy principles to underpin asset management priorities for the City.

CONCLUSION

This update provides an overview of the City's current asset management priorities, how they can be addressed through policy principles and gives an example of how the principles can be put into practice. The formal adoption of an updated Asset Management Policy will provide guidance for the finalisation of the review and update of the overall asset management plan.

TIMELINE FOR IMPLEMENTATION OF OFFICER RECOMMENDATION

The officer recommendation is only for information purposes, however if Council is supportive of the proposed policy principles, an updated Asset Management Policy will be presented for adoption by Council through the Policy and Legislation Committee as soon as practicable.

6.7 MICROSOFT LICENCE AGREEMENT RENEWAL

STRATEGIC GOAL	6. LEADERSHIP Visionary, collaborative, accountable
STRATEGIC OBJECTIVE	6.1 Governance systems, process and practices are responsible, ethical and transparent.
SUBJECT INDEX	Licencing
BUSINESS UNIT:	Information Services
REPORTING OFFICER:	Manager Information Services - Kris Davis
AUTHORISING OFFICER:	Director Finance and Corporate Services - Tony Nottle
PRIMARY NATURE OF DECISION	Executive: substantial direction setting, including adopting strategies, plans and policies (excluding local planning policies), tenders, setting and amending budgets, funding, donations and sponsorships, reviewing committee recommendations
VOTING REQUIREMENT:	Simple Majority
ATTACHMENTS:	Nil

OFFICER RECOMMENDATION

That the Council:

- 1. Accepts Data #3 Ltd Microsoft Enterprise Agreement Renewal (Contract) totaling \$265,749 (excluding GST) annualised over a three (3) year term. The total procurement is estimated to be \$797,248 (excluding GST).**
- 2. Authorise the Chief Executive Officer (CEO) to enter on behalf of the City into the Contract outlined in paragraph (1) above.**

EXECUTIVE SUMMARY

The City of Busselton (City) wishes to procure the renewal and 'true-up' of the City's existing Microsoft Enterprise Agreement Volume Licensing Program (Contract) that is expiring 31 October 2019.

The projected total value of the Contract equals \$797,248 (excluding GST) over three (3) years. The outputs of the Contract will allow the perpetual and continued use of Microsoft software, device and cloud products as a core element of the City's Information and Communication Technology (ICT) infrastructure, business systems environment and delivery of services.

The recommendation of this Report is to award the Contract to Data #3 Ltd (WALGA approved Microsoft Licensing Partner and Reseller and 'Whole of Australian Government Microsoft Licensing Solutions Provider').

BACKGROUND

The City uses a range Microsoft software products for technology and application services. The City is therefore obliged to correctly license these software products to meet the Terms of Use. The Microsoft Enterprise Agreement and Volume Licencing Program is a 3-year licencing and subscription arrangement. The three-year agreement allows the City to forecast costs and the option to pay in three instalments instead of an upfront payment.

The program offers significant savings compared to the other lower volume licensing programs and allows the City flexibility to buy cloud services and additional software licenses under a single agreement.

OFFICER COMMENT

Microsoft's business model requires Government organisations to engage through a Licensing Partner (Reseller) to procure and maintain product licensing. Data #3 Ltd holds the 'Whole of Australian Government Microsoft Licensing Solutions Provider' contract and WA State Government CUA and has intimate knowledge of the City licensing setup and requirements. Data #3 Ltd therefore provides the best value proposition to be the sole reseller of Microsoft Product Licenses in accordance with the City's requirements.

Officers, in consultation with the Microsoft Account Manager and Data #3 Ltd licencing specialist, reviewed the City's licensing requirements for the 'true-up' (i.e. to allow for increases and decreases in subscription counts of hardware devices and user licences) and renewal of the Enterprise Agreement for the next three-year term, due to start 1 November 2019.

Statutory Environment

The Local Government (Functions and General) Regulations 1996 (WA) (Regulations) and the City's Purchasing Policy 239 (Purchasing Policy) provide the statutory procurement framework. In terms of Regulation 11(1) of the Regulations, unless an exemption applies, tenders are to be publicly invited before a local government enters into a contract for another person to supply goods or services if the consideration under the contract is, or is expected to be, more, or worth more, than \$150,000.

Regulation 11(2)(b) stipulates that tenders do not have to be publicly invited if the supply of the goods or services is to be obtained through the WALGA Preferred Supplier Program. Data #3 Ltd is a preferred supplier of WALGA for Microsoft licencing solutions including the Microsoft Enterprise Agreement Program and who manages all the business transactions for all license purchases. Therefore, should the City wish to procure the Microsoft Enterprise Agreement, it would be exempt from inviting tenders as that service will be obtained through the WALGA Preferred Supplier Program.

In terms of Section 5.27 of the City's Purchasing Policy the City can make purchases from WALGA preferred suppliers for amounts over \$150,000 in reliance on the exemption to the requirement for a public tender, provided that three quotes must be sought. However Section 5.27 is subject in all cases to sections 5.14 and 5.15 of the Purchasing Policy.

Section 5.14 of the Purchasing Policy recognises that from time to time there will be circumstances where it is not appropriate or not reasonably practicable to adhere to the requirements to obtain quotations as set out in the Purchasing Policy. Section 5.15 specifies that, under such circumstances, the Chief Executive Officer (or such other employee of the City to whom such power has been delegated) may waive the requirements to obtain quotations as set out in the Purchasing Policy.

Given there are no other suppliers who could provide the required service, it is in this instance not reasonably practicable to adhere to the requirement under Section 5.27 of the Purchasing Policy to obtain at least three quotes. Therefore pursuant to Section 5.15 of that policy it is considered appropriate for the CEO to waive the requirement to obtain further quotations.

In terms of Section 9.49B of the Local Government Act 1995 (WA) (Act) a person acting under the authority of a local government may make, vary or discharge a contract in the name of or on behalf of the local government in the same manner as if that contract was made, varied or discharged by a natural person. Section 5.43(b) of the Act requires City to determine the amount which the CEO's purchasing authority must not exceed. Currently, under Delegation LG3J, the CEO is authorised to enter into contracts and accept of tenders where the contract value does not exceed \$500,000.

The estimated contract value for the proposed Contract renewal is \$797,248, therefore the CEO requires the power and authority to procure the renewal of the Microsoft Enterprise Agreement and Microsoft Volume Licensing Program in which the City will engage Data #3 Ltd as the sole Microsoft Reseller.

Relevant Plans and Policies

There are no relevant plans or policies to consider in relation to this matter.

Financial Implications

There is currently no requirement for the City to review or consider alternative software and cloud products which underpins ICT infrastructure and information technology services.

The structure of the Enterprise Agreement consists of (1) an Enterprise Enrolment, and (2) Server and Cloud Enrolment. The Enterprise Agreement is a three-year agreement in which the City has the option to make three annual payments instead of one single payment upfront.

The total value of the Contract for the renewal over three year term is estimated to be \$797,248 (excluding GST). The annual payments are extrapolated in the table below.

Year	Financial year	Amount GST	Excl.	Notes
Year 1	2019 -2020	\$ 265,749		Data#3, Quotation
Year 2	2020-2021	\$ 265,749		Estimate, subject to true-up
Year 3	2021-2022	\$ 265,749		Estimate, subject to true-up
Total		\$ 797,248		Estimate

The Contract is funded from the Information Technology Services operational budget for Computer Licencing (Account String 220-10250-3291-0000) and is within planned parameters.

Stakeholder Consultation

No external stakeholder consultation was required or undertaken in relation to this matter

Risk Assessment

An assessment of the potential implications of implementing the officer recommendation has been undertaken using the City's risk management framework, with risks assessed taking into account any controls already in place.

The City is obliged to correctly license software applications used by the organisation to meet the terms of use for these products. Data #3 Ltd provides technical expertise in volume licencing to mitigate risks that may lead to financial loss or have a negative impact on the City's reputation.

Options

As an alternative to the proposed recommendation the Council could consider to not use the Microsoft range of products, but this is not a practicable solution for the operation of the City.

CONCLUSION

It is recommended that Council approve Data #3 Ltd to renew the Microsoft Enterprise Agreement for software and cloud services licences and subscriptions. The recommendation is based on 'whole of business' outcome for the provision of ICT services in accordance with corporate objectives and the application of procurement rules as determined in the City's purchasing policy.

TIMELINE FOR IMPLEMENTATION OF OFFICER RECOMMENDATION

The Contract between City and Data #3 Ltd and Microsoft will be executed as soon as practicable following the approval and adoption of the recommendation of this Report i.e. the new Microsoft contract will officially commence on 1 November 2019 for a term of three years.

Contract documentation will be prepared and forwarded to Data #3 Ltd for execution. City staff will work with Data #3 Ltd to ensure all relevant documentation required by Microsoft is completed and submitted with time for processing by both Data #3 Ltd and Microsoft.

7. **GENERAL DISCUSSION ITEMS**

8. **NEXT MEETING DATE**

9. **CLOSURE**