



**City of Busselton**  
*Geographe Bay*

## **Finance Committee Agenda**

***12 February 2020***

ALL INFORMATION AVAILABLE IN VARIOUS FORMATS ON REQUEST

[city@busselton.wa.gov.au](mailto:city@busselton.wa.gov.au)

**CITY OF BUSSELTON**

**MEETING NOTICE AND AGENDA – 12 FEBRUARY 2020**

---

**TO: THE MAYOR AND COUNCILLORS**

**NOTICE** is given that a meeting of the Finance Committee will be held in the Committee Room, Administration Building, Southern Drive, Busselton on Wednesday, 12 February 2020, commencing at 10.00am.

The attendance of Committee Members is respectfully requested.

**DISCLAIMER**

Statements or decisions made at Council meetings or briefings should not be relied on (or acted upon) by an applicant or any other person or entity until subsequent written notification has been given by or received from the City of Busselton. Without derogating from the generality of the above, approval of planning applications and building permits and acceptance of tenders and quotations will only become effective once written notice to that effect has been given to relevant parties. The City of Busselton expressly disclaims any liability for any loss arising from any person or body relying on any statement or decision made during a Council meeting or briefing.



---

**MIKE ARCHER**

**CHIEF EXECUTIVE OFFICER**

5 February 2020

CITY OF BUSSELTON

AGENDA FOR THE FINANCE COMMITTEE MEETING TO BE HELD ON 12 FEBRUARY 2020

TABLE OF CONTENTS

<b>ITEM NO.</b>	<b>SUBJECT</b>	<b>PAGE NO.</b>
1.	DECLARATION OF OPENING AND ANNOUNCEMENT OF VISITORS.....	4
2.	ATTENDANCE .....	4
3.	PUBLIC QUESTION TIME.....	4
4.	DISCLOSURE OF INTERESTS .....	4
5.	CONFIRMATION OF MINUTES .....	4
5.1	Minutes of the Finance Committee Meeting held 22 January 2020 .....	4
6.	REPORTS .....	5
6.1	LIST OF PAYMENTS MADE - DECEMBER 2019 .....	5
6.2	FINANCIAL ACTIVITY STATEMENTS - YEAR TO DATE AS AT 31 DECEMBER 2019 .....	17
7.	GENERAL DISCUSSION ITEMS .....	47
7.1	NEW ACCOUNTING STANDARDS .....	47
8.	NEXT MEETING DATE .....	49
9.	CLOSURE .....	49

1. **DECLARATION OF OPENING AND ANNOUNCEMENT OF VISITORS**

2. **ATTENDANCE**

**Apologies**

3. **PUBLIC QUESTION TIME**

4. **DISCLOSURE OF INTERESTS**

5. **CONFIRMATION OF MINUTES**



5.1 **Minutes of the Finance Committee Meeting held 22 January 2020**

**RECOMMENDATION**

**That the Minutes of the Finance Committee Meeting held 22 January 2020 be confirmed as a true and correct record.**

## 6. REPORTS

### 6.1 LIST OF PAYMENTS MADE - DECEMBER 2019

<b>STRATEGIC GOAL</b>	6. LEADERSHIP Visionary, collaborative, accountable
<b>STRATEGIC OBJECTIVE</b>	6.1 Governance systems, process and practices are responsible, ethical and transparent.
<b>SUBJECT INDEX</b>	Financial Operations
<b>BUSINESS UNIT</b>	Financial Services
<b>REPORTING OFFICER</b>	Manager Financial Services - Paul Sheridan
<b>AUTHORISING OFFICER</b>	Director Finance and Corporate Services - Tony Nottle
<b>NATURE OF DECISION</b>	Noting: the item does not require a decision of Council and is simply for information purposes and noting
<b>VOTING REQUIREMENT</b>	Simple Majority
<b>ATTACHMENTS</b>	Attachment A List of Payments December 2019  

### OFFICER RECOMMENDATION

That the Council notes payment of voucher numbers M117662 – M117730, EF068584 – EF069186, T007493 – T007496, DD003973 – DD004004 together totalling \$10,566,810.23.

### EXECUTIVE SUMMARY

This report provides details of payments made from the City's bank accounts for the month of December 2019, for noting by the Council and recording in the Council Minutes.

### BACKGROUND

The *Local Government (Financial Management) Regulations 1996* (the Regulations) requires that when the Council has delegated authority to the Chief Executive Officer to make payments from the City's bank accounts, that a list of payments made is prepared each month for presentation to, and noting by, the Council.

### OFFICER COMMENT

In accordance with regular custom, the list of payments made for the month of December 2019 is presented for information.

### Statutory Environment

Section 6.10 of the *Local Government Act 1995* and more specifically, Regulation 13 of the Regulations refer to the requirement for a listing of payments made each month to be presented to the Council.

### Relevant Plans and Policies

There are no relevant plans or policies to consider in relation to this matter.

### Financial Implications

An assessment of the potential implications of implementing the officer recommendation has been undertaken using the City's risk management framework, with risks assessed taking into account any controls already in place. No risks of a medium or greater level have been identified.

### Stakeholder Consultation

No external stakeholder consultation was required or undertaken in relation to this matter.

**Risk Assessment**

No risks of a medium or greater level have been identified.

**Options**

Not applicable.

**CONCLUSION**

The list of payments made for the month of December 2019 is presented for information.

**TIMELINE FOR IMPLEMENTATION OF OFFICER RECOMMENDATION**

Not applicable.



LISTING OF PAYMENTS MADE  
UNDER DELEGATED AUTHORITY  
FOR THE MONTH OF DECEMBER 2019

MUNICIPAL ACCOUNT	CHEQUE # 117662 - 117730	\$ 217,388.69
ELECTRONIC TRANSFER PAYMENTS	EF068584 - EF069186	\$ 7,885,203.91
TRUST ACCOUNT	TRUST ACCOUNT 7493 - 7496	\$ 26,614.22
INTERNAL PAYMENT VOUCHERS	DD3973 - DD4004	\$ 2,437,603.41
		<b>\$ 10,566,810.23</b>

CHEQUE PAYMENTS DECEMBER 2019				
DATE	REF#	NAME	DESCRIPTION	AMOUNT
17/12/2019	117661	HUU DONG DO & THI MAU NGUYEN	CROSSOVER SUBSIDY PAYMENT	-\$ 235.70
12/12/2019	117677	AIGLE GEOGRAPHE PTY LTD	CROSSOVER SUBSIDY PAYMENT	\$ 390.00
13/12/2019	117689	ANDREW MURDOCH	REFUND DOG REGISTRATION	\$ 100.00
13/12/2019	117686	AUSTRALIAN INSTITUTE OF BUILDING SURVEYORS	TRAINING SERVICES	\$ 300.00
24/12/2019	117728	B & J STOLP	ANIMAL REGISTRATION REFUND	\$ 150.00
12/12/2019	117675	B CRIBB & T WILLIAMSON	CROSSOVER SUBSIDY PAYMENT	\$ 321.60
13/12/2019	117692	BARR HIGGS	REFUND OF ANIMAL TRAP BOND	\$ 100.00
13/12/2019	117680	BARRY FARMER	REIMBURSEMENT FOR POLICE CLEARANCE	\$ 55.10
13/12/2019	117685	BUSSELTON DISCOUNT DRUG STORE	MEDICAL SERVICES	\$ 310.11
12/12/2019	117678	BUSSELTON JETTY INC.	REFUND ROOM HIRE DEPOSIT	\$ 718.00
17/12/2019	117706	BUSSELTON PRIMARY SCHOOL	DONATION	\$ 100.00
4/12/2019	117665	BUSSELTON PUBLIC LIBRARY - PETTY CASH	PETTY CASH REIMBURSEMENT	\$ 214.85
13/12/2019	117681	BUSSELTON WATER CORPORATION	WATER SERVICES	\$ 688.51
19/12/2019	117721	BUSSELTON WATER CORPORATION	CANCELLED PAYMENT	\$ -
19/12/2019	117725	BUSSELTON WATER CORPORATION	WATER SERVICES	\$ 654.67
12/12/2019	117676	C & J MCGUINNESS	CROSSOVER SUBSIDY PAYMENT	\$ 321.60
5/12/2019	117663	CALLOWS CORNER NEWS	NEWSAGENCY & STAFF LOTTERY DEDUCTIONS	\$ 278.00
19/12/2019	117714	CALLOWS CORNER NEWS	NEWSAGENCY / STATIONERY SUPPLIES	\$ 290.00
31/12/2019	117730	CALLOWS CORNER NEWS	NEWSAGENCY & STAFF LOTTERY DEDUCTIONS	\$ 290.00
13/12/2019	117682	CALLOWS CORNER NEWSAGENCY	NEWSPAPERS AND PERIODICALS	\$ 37.40
19/12/2019	117720	CATHOLIC YOUTH CAMP	REFUND ANNUAL LEASE FEE	\$ 39.60
19/12/2019	117717	CHEQUE VOID	CHEQUE VOID	\$ -
19/12/2019	117724	CHEQUE VOID	CHEQUE VOID	\$ -
5/12/2019	117662	CITY OF BUSSELTON	PAYROLL DEDUCTIONS REALLOCATION	\$ 6,054.90
19/12/2019	117713	CITY OF BUSSELTON	PAYROLL DEDUCTIONS REALLOCATION	\$ 6,161.44
31/12/2019	117729	CITY OF BUSSELTON	PAYROLL DEDUCTIONS REALLOCATION	\$ 6,132.73
4/12/2019	117664	CITY OF BUSSELTON - PETTY CASH	PETTY CASH REIMBURSEMENT	\$ 513.95
17/12/2019	117710	CITY OF BUSSELTON DEPOT - PETTY CASH	PETTY CASH RECOUP	\$ 93.70
13/12/2019	117704	CONNOR DALLACHY	DONATION	\$ 300.00
13/12/2019	117691	COTA WA	REFUND UNUSED GRANT FUNDING	\$ 11.50
17/12/2019	117708	DM HAGGARTY	CROSSOVER SUBSIDY PAYMENT	\$ 249.20
13/12/2019	117698	DUNSBOROUGH PUBLIC LIBRARY - PETTY CASH	PETTY CASH REIMBURSEMENT	\$ 144.05
13/12/2019	117703	ELIZABETH PEARSON	DONATION	\$ 300.00
13/12/2019	117696	GEOGRAPHE EDUCATION SUPPORT CENTRE	REFUND OF HALL & KEY DEPOSITS	\$ 500.00
13/12/2019	117701	GEORGIANA MOLLOY ANGLICAN SCHOOL	DONATION	\$ 300.00
13/12/2019	117695	GP DOWN SOUTH	REFUND OF HALL & KEY DEPOSITS	\$ 200.00
13/12/2019	117697	HILLS GAS SUPPLY	REFUND DEVELOPMENT APPLICATION FEE	\$ 147.00
12/12/2019	117670	J & S MAHON	CROSSOVER SUBSIDY PAYMENT	\$ 208.60
13/12/2019	117693	JA LOADER	REFUND OF ANIMAL TRAP BOND	\$ 100.00
13/12/2019	117702	JAYDEN TUCKER	DONATION	\$ 300.00
18/12/2019	117716	JO JINGLES SOUTH WEST WA	REFUND OF HALL & KEY DEPOSITS	\$ 200.00
12/12/2019	117669	JOHN O GRADY	CROSSOVER SUBSIDY PAYMENT	\$ 94.30
12/12/2019	117674	L & E BUDDEN	CROSSOVER SUBSIDY PAYMENT	\$ 350.90
5/12/2019	117667	LANDGATE CUSTOMER ACCOUNT	LAND INFORMATION AND TITLE SEARCHES	\$ 174.70
24/12/2019	117727	LANDGATE CUSTOMER ACCOUNT	LAND INFORMATION AND TITLE SEARCHES	\$ 174.70
12/12/2019	117671	LEAH REITINGER	CROSSOVER SUBSIDY PAYMENT	\$ 174.70
17/12/2019	117712	MARK CANNON	REFUND OF ANIMAL TRAP BOND	\$ 100.00
12/12/2019	117672	MARK PALLOT	CROSSOVER SUBSIDY PAYMENT	\$ 345.50
17/12/2019	117699	OFFICE OF STATE REVENUE	REFUND OF RATE OVERPAYMENT	\$ 127.35
17/12/2019	117707	R ELLIS & M PEARMAN	CROSSOVER SUBSIDY PAYMENT	\$ 327.60
18/12/2019	117715	SAMUEL BARNES	REFUND OF ANIMAL TRAP BOND	\$ 100.00
19/12/2019	117719	SCOUTS ASSOCIATION OF WA	DONATION	\$ 39.60
12/12/2019	117673	SHERRIE MAKEHAM	CROSSOVER SUBSIDY PAYMENT	\$ 243.80
13/12/2019	117705	ST GEORGES COMMUNITY CARE	DONATION	\$ 800.00
13/12/2019	117688	STEPHEN GIANOLA	REFUND DOG REGISTRATION	\$ 75.00
17/12/2019	117711	STUART OATES	REFUND OF ANIMAL TRAP BOND	\$ 200.00
5/12/2019	117666	SYNERGY	ELECTRICITY SUPPLIES	\$ 84,570.06
13/12/2019	117679	SYNERGY	ELECTRICITY SUPPLIES	\$ 11,270.63
19/12/2019	117723	SYNERGY	ELECTRICITY SUPPLIES	\$ 45,571.49
19/12/2019	117718	TELSTRA (NETWORK INTEGRITY)	MAJOR PROJECT WORKS	\$ 14,754.08
5/12/2019	117668	TELSTRA CORPORATION	CANCELLED PAYMENT	\$ -
13/12/2019	117683	TELSTRA CORPORATION	CANCELLED PAYMENT	\$ -
13/12/2019	117690	TELSTRA CORPORATION	COMMUNICATION SERVICES	\$ 9,070.67
24/12/2019	117726	TERRY WHITE CHEMIST	FIRST AID SUPPLIES	\$ 99.95
17/12/2019	117709	THI MAU NGUYEN	CROSSOVER SUBSIDY PAYMENT	\$ 235.70

DATE	REF#	NAME	DESCRIPTION	AMOUNT
13/12/2019	117694	TODD BOSWELL	REFUND OF HALL & KEY DEPOSITS	\$ 500.00
13/12/2019	117687	TREVOR MARCUS	REFUND DOG REGISTRATION	\$ 75.00
13/12/2019	117700	UNDALUP ASSOCIATION	DONATION	\$ 500.00
13/12/2019	117684	WATER CORPORATION	WATER SERVICES	\$ 45.83
19/12/2019	117722	WATER CORPORATION	WATER SERVICES	\$ 20,326.32
				\$ 217,388.69
CHEQUE PAYMENTS DECEMBER 2019				
DATE	REF#	NAME	DESCRIPTION	AMOUNT
3/01/2020	68342	BAYTHE LINEN AND LAUNDRY	PAYMENT CANCELLED	-\$ 897.91
24/12/2019	69119	BE CONSULTING ENGINEERS PTY LTD	CONSULTANCY SERVICES	\$ 16,115.00
13/12/2019	68812	AAA WELDING AND FABRICATION SERVICES	WELDING AND FABRICATION SERVICES	\$ 99.00
13/12/2019	68845	AC FORSTER & SON	PLUMBING SERVICES	\$ 3,884.50
24/12/2019	69137	ACCENDO AUSTRALIA	ENVIRONMENTAL SERVICES	\$ 7,975.66
5/12/2019	68628	ACCESS PLUS WA DEAF	BOND REFUND	\$ 300.00
24/12/2019	69133	ACTING UP	GRANT-FRINGE FESTIVAL 2020	\$ 20,000.00
13/12/2019	68875	ACTIV FOUNDATION INC	MAINTENANCE SERVICES	\$ 33,536.81
19/12/2019	69089	ACTIV FOUNDATION INC	MAINTENANCE SERVICES	\$ 3,115.75
13/12/2019	68675	ACURIX NETWORKS	INTERNET WIFI ACCESS	\$ 7,528.40
13/12/2019	68795	ADAM DAVEY	TURF CONSULTANT	\$ 1,304.19
13/12/2019	68757	ADAM J SOULOS	CONCRETE SUPPLIES	\$ 2,695.00
13/12/2019	68796	ADVAM PTY LTD	AIRPORT CARPARK CREDIT CARD TRANSACTIONS	\$ 326.66
13/12/2019	68856	ADVANCED CLEANING SOUTHWEST	CANCELLED PAYMENT	\$ -
13/12/2019	68764	ADVANCED DRIVEWAY SEALING	MAINTENANCE & CLEANING SERVICES	\$ 10,745.90
19/12/2019	69029	ADVANCED DRIVEWAY SEALING	MAINTENANCE SERVICES	\$ 2,640.00
24/12/2019	69148	ADVANCED NETTING PTY LTD	SUPPLY AND INSTALLATION OF BIRD NETTING	\$ 82,305.03
13/12/2019	68786	AERODROME MANAGEMENT SERVICES	AIR SERVICES	\$ 748.00
13/12/2019	68782	AHA CONSULTING PTY LTD	COMMUNITY ENGAGEMENT TRAINING	\$ 7,760.85
24/12/2019	69172	AJ & CA WEST	BOND REFUND	\$ 100.00
5/12/2019	68607	ALINTA SALES PTY LTD	ELECTRICITY	\$ 57.20
19/12/2019	69025	ALLFLOW INDUSTRIAL	MAINTENANCE SERVICES	\$ 549.95
13/12/2019	68777	ALPINE LAUNDRY PTY LTD	COMMERCIAL LAUNDRY	\$ 49.57
13/12/2019	68885	AMITY SIGNS	SIGNAGE SERVICES	\$ 72.60
13/12/2019	68739	ANDREW PLEDGER	FRIDGE DE GASSING	\$ 932.80
19/12/2019	69008	ANDREW PLEDGER	FRIDGE DE GASSING	\$ 1,249.60
13/12/2019	68872	ANIMAL PEST MANAGEMENT SERVICES	PEST CONTROL SERVICES	\$ 1,609.50
13/12/2019	68680	ANNA FOLEY	WELLNESS SERVICES	\$ 400.00
19/12/2019	68981	ANNA FOLEY	WELLNESS SERVICES	\$ 450.00
13/12/2019	68662	AR PLUMBING & GAS SERVICE	PLUMBING SERVICES	\$ 442.20
13/12/2019	68664	ARBOR GUY	TREE MAINTENANCE SERVICES	\$ 34,675.85
19/12/2019	68973	ARBOR GUY	TREE MAINTENANCE SERVICES	\$ 14,525.50
24/12/2019	69118	ARBOR GUY	TREE MAINTENANCE SERVICES	\$ 42,706.40
13/12/2019	68838	ARROW BRONZE	MEMORIAL PLAQUES SUPPLIER	\$ 230.28
19/12/2019	69074	ARROW BRONZE	MEMORIAL PLAQUES SUPPLIER	\$ 170.88
13/12/2019	68916	ART ON THE MOVE	EXHIBITION CHARGES	\$ 3,500.00
19/12/2019	68978	ARTISAN GROUP	PAVING SERVICES	\$ 1,210.00
19/12/2019	69112	ASCENT ENGINEERING PTY LTD	ENGINEERING SERVICES	\$ 6,930.00
13/12/2019	68842	ASSOCIATED INSTRUMENTATION	MAINTENANCE SERVICES	\$ 257.95
13/12/2019	68648	ATCO GAS AUSTRALIA	GAS SERVICES	\$ 181.96
5/12/2019	68591	ATO EFT DEPOSITS TRUST A/C	PAYG TAXATION	\$ 237,643.00
19/12/2019	68956	ATO EFT DEPOSITS TRUST A/C	PAYG TAXATION	\$ 243,079.00
31/12/2019	69181	ATO EFT DEPOSITS TRUST A/C	PAYG TAXATION	\$ 232,431.00
13/12/2019	68701	AUSDENS	TIMBER JOINERY	\$ 19,662.50
13/12/2019	68678	AUSO TRAINING	TRAINING SERVICES	\$ 3,319.00
5/12/2019	68617	AUSSIE BROADBAND PTY LTD	NBN BROADBAND	\$ 4,187.10
13/12/2019	68868	AUSTRALIA POST	POSTAL SERVICE	\$ 1,652.61
13/12/2019	68817	AUSTRALIAN COMMUNITY MEDIA	ADVERTISING SERVICES	\$ 6,953.42
5/12/2019	68592	AUSTRALIAN SERVICES UNION	UNION FEES	\$ 25.90
19/12/2019	68957	AUSTRALIAN SERVICES UNION	UNION FEES	\$ 25.90
31/12/2019	69182	AUSTRALIAN SERVICES UNION	UNION FEES	\$ 25.90
13/12/2019	68908	AUTO ONE	PLANT PURCHASES / SERVICES / PARTS	\$ 3,597.47
13/12/2019	68743	AUTO TOUCH	VEHICLE DETAILING	\$ 250.00
13/12/2019	68826	AV TRUCK SERVICES PTY LTD	VEHICLE PARTS & MAINTENANCE	\$ 377.54
13/12/2019	68693	AZILITY	IT SOFTWARE	\$ 988.90
19/12/2019	69065	AZTEC PAINTING & DECORATING	PAINTING SERVICES	\$ 4,990.00
13/12/2019	68882	B&B STREET SWEEPING	STREET SWEEPING SERVICE	\$ 18,104.44
13/12/2019	68814	BAREFOOT BOOKS	LIBRARY RESOURCES	\$ 68.78
13/12/2019	68726	BARRY ALLEN ELECTRICAL SERVICES PTY LTD	ELECTRICAL SERVICES	\$ 4,334.00
19/12/2019	69001	BARRY ALLEN ELECTRICAL SERVICES PTY LTD	ELECTRICAL SERVICES	\$ 27,459.30
19/12/2019	68970	BATTERY ALL TYPES	BATTERY SUPPLIES	\$ 70.00
19/12/2019	69004	BATTERY WORLD BUNBURY	BATTERIES	\$ 431.20
13/12/2019	68874	BAY SIGNS	SIGNAGE SERVICES	\$ 220.00
19/12/2019	69088	BAY SIGNS	SIGNAGE SERVICES	\$ 2,653.60
24/12/2019	69157	BAY SIGNS	SIGNAGE SERVICES	\$ 2,700.00
5/12/2019	68604	BCP CIVIL & PLANT	EXCAVATOR & PLANT HIRE - VARIOUS WORKS	\$ 1,005.84
13/12/2019	68706	BCP CIVIL & PLANT	EXCAVATOR & PLANT HIRE - VARIOUS WORKS	\$ 18,304.00
13/12/2019	68707	BCP LIQUID WASTE	LIQUID WASTE SERVICES	\$ 8,532.11
19/12/2019	68990	BCP MATERIALS PTY LTD	SAND SUPPLIES	\$ 8,220.01
19/12/2019	69109	BDA TREE LOPPING	TREE LOPPING SERVICES	\$ 12,258.40
5/12/2019	68619	BE INGRAM	CARPENTRY SERVICES	\$ 4,125.00
19/12/2019	69064	BE INGRAM	CARPENTRY SERVICES	\$ 2,400.00
5/12/2019	68642	BEACHLANDS LAWNMOWING SERVICE	LAWN MOWING SERVICE	\$ 260.00
13/12/2019	68938	BEACHSIDE BUILDING & MAINTENANCE	MAINTENANCE SERVICES	\$ 556.00
13/12/2019	68773	BELLROCK CLEANING SERVICES PTY LTD	CLEANING SERVICES	\$ 28,514.04
13/12/2019	68698	BENT LOGIC	MEMBERSHIP CARDS	\$ 2,332.00
24/12/2019	69124	BINDI NUTRITION PTY LTD	ENERGY AND NUTRITION PRODUCTS	\$ 498.58
13/12/2019	68721	BLUESTEEL ENTERPRISES PTY LTD	EMERGENCY RESPONSE EQUIPMENT	\$ 815.10



DATE	REF#	NAME	DESCRIPTION	AMOUNT
13/12/2019	68798	BNB GUARD PTY LTD	SHORT-TERM HOLIDAY RENTAL MONITORING	\$ 4,922.50
13/12/2019	68844	BOC LIMITED	GAS SUPPLY & SERVICES	\$ 96.81
19/12/2019	69077	BOC LIMITED	GAS SERVICES	\$ 1,232.27
24/12/2019	69149	BOND ELECTRICS	BAGGAGE HANDLING EQUIPMENT	\$ 23,911.80
13/12/2019	68781	BP AUSTRALIA PTY LTD	CONSTRUCTION OF JET FUEL FACILITY	\$ 257.32
13/12/2019	68895	BRAD GOODE & ASSOCIATES PTY LTD	CONSULTANCY SERVICES	\$ 825.00
24/12/2019	69152	BRADLEY REYNOLDS	STAFF REIMBURSEMENT	\$ 3,000.00
19/12/2019	69105	BRAECO SALES	PLUMBING SUPPLIES	\$ 149.49
13/12/2019	68672	BRIDGESTONE	TYRE SERVICES	\$ 596.79
19/12/2019	68976	BRIDGESTONE	TYRE SERVICES	\$ 24.75
13/12/2019	68935	BROADWATER BRICK PAVING	PAVING SERVICES	\$ 4,640.00
19/12/2019	69111	BROADWATER BRICK PAVING	PAVING SERVICES	\$ 7,120.00
13/12/2019	68888	BSEWA	ELECTRICAL SERVICES	\$ 6,402.00
19/12/2019	69094	BSEWA	ELECTRICAL SERVICES	\$ 5,945.70
24/12/2019	69161	BSEWA	ELECTRICAL SERVICES	\$ 28,866.33
19/12/2019	69097	BSO DEVELOPMENT CONSULTANTS	CONSULTANCY & SURVEY SERVICES	\$ 5,940.00
19/12/2019	69036	BUNBURY HARVEY REGIONAL COUNCIL	WASTE DISPOSAL	\$ 800.10
13/12/2019	68669	BUNBURY TELECOM SERVICE PTY LTD	MAINTENANCE SERVICES	\$ 1,727.00
13/12/2019	68890	BUNNINGS BUILDING SUPPLIES	HARDWARE SUPPLIES	\$ 2,138.21
19/12/2019	69096	BUNNINGS BUILDING SUPPLIES	HARDWARE SUPPLIES	\$ 310.30
13/12/2019	68914	BURKEAIR PTY LTD	AIR CONDITIONING SERVICES	\$ 1,645.05
5/12/2019	68621	BURNT ENDS SMOKING CO	CATERING	\$ 4,725.00
13/12/2019	68742	BUSSELTON AGRICULTURAL SERVICES (WA) PTY	RURAL SUPPLIES	\$ 1,303.50
13/12/2019	68727	BUSSELTON AUTO ELECTRICS	AUTO ELECTRICAL SERVICES	\$ 5,152.11
24/12/2019	69162	BUSSELTON BOWLING CLUB INC	STAFF FUNCTION	\$ 3,822.90
13/12/2019	68732	BUSSELTON DUNSBOROUGH MAIL	ADVERTISING SERVICES	\$ 379.99
19/12/2019	69091	BUSSELTON FLORIST	FLOWERS AND GIFTS	\$ 100.00
24/12/2019	69173	BUSSELTON GOSPEL CHAPEL (INC) CHRISTIAN	REFUND PARTIAL OVERCHARGE OF LEASE	\$ 39.60
19/12/2019	68968	BUSSELTON HYDRAULIC SERVICES INC	HYDRAULIC SERVICES	\$ 337.47
19/12/2019	69102	BUSSELTON JETTY INC.	COSTS INCURRED DUE TO POWER OUTAGE	\$ 760.00
13/12/2019	68667	BUSSELTON LOCKSMITH	SECURITY SUPPLIES	\$ 137.50
13/12/2019	68865	BUSSELTON MOTORS	VEHICLE PURCHASES / SERVICES / PARTS	\$ 2,011.75
19/12/2019	69082	BUSSELTON MOTORS	VEHICLE PURCHASES / SERVICES / PARTS	\$ 399.00
24/12/2019	69158	BUSSELTON MULTI SERVICE	ENGRAVING SERVICES	\$ 99.00
13/12/2019	68815	BUSSELTON MUSIC	AUDIO EQUIPMENT AND ACCESSORIES	\$ 1,275.00
13/12/2019	68876	BUSSELTON PEST & WEED CONTROL	PEST AND WEED CONTROL	\$ 59,588.86
19/12/2019	69090	BUSSELTON PEST & WEED CONTROL	PEST & WEED CONTROL SERVICES	\$ 17,938.25
13/12/2019	68892	BUSSELTON REFRIGERATION & AIRCON	REFRIGERATION/AIR CONDITIONING SERVICES	\$ 1,815.00
13/12/2019	68754	BUSSELTON REWINDS	PLANT PURCHASES/SERVICES / PARTS	\$ 585.97
13/12/2019	68881	BUSSELTON SENIOR HIGH SCHOOL	COMMUNITY BIDS	\$ 11,050.00
13/12/2019	68947	BUSSELTON TENNIS CLUB	TENNIS CLUB RELOCATION	\$ 141,443.12
24/12/2019	69159	BUSSELTON TENNIS CLUB	TENNIS CLUB RELOCATION	\$ 78,407.87
13/12/2019	68841	BUSSELTON TOYOTA	VEHICLE PURCHASES / SERVICES / PARTS	\$ 702.75
19/12/2019	69076	BUSSELTON TOYOTA	VEHICLE PURCHASES / SERVICES / PARTS	\$ 823.65
19/12/2019	68998	CALIBRE PROFESSIONAL SERVICES PTY LTD	ENGINEERING SERVICES	\$ 10,978.00
13/12/2019	68793	CAMPBELLS	GLC KIOSK PURCHASES	\$ 744.52
19/12/2019	69037	CAPE CONTAINERS	STORAGE AND EQUIPMENT HIRE	\$ 1,210.00
13/12/2019	68939	CAPE DRYCLEANERS	LINEN CLEANING SERVICES	\$ 34.90
19/12/2019	69114	CAPE DRYCLEANERS	LINEN CLEANING SERVICES	\$ 11.20
24/12/2019	69168	CAPE DRYCLEANERS	LINEN CLEANING SERVICES	\$ 32.90
13/12/2019	68744	CAPE SHADES	SHADE SAILS	\$ 33,850.40
24/12/2019	69136	CAPE SHADES	SHADE SAILS	\$ 31,752.80
5/12/2019	68641	CARL SMITH	STAFF REIMBURSEMENT	\$ 53.00
19/12/2019	69028	CGEAR AUSTRALIA PTY LTD	CAMP SITE MATTING BUTP	\$ 1,776.96
13/12/2019	68803	CHOICECHEM	BITUMEN REMOVER	\$ 5,610.00
13/12/2019	68854	CHOICES BY KYM NISBET	FLOOR COVERING SERVICE	\$ 479.46
13/12/2019	68688	CHRIS SHEEDY PANEL & PAINT	PANEL REPAIRS & REPLACEMENT	\$ 500.00
13/12/2019	68898	CHUBB FIRE SAFETY	FIRE EQUIPMENT SERVICES	\$ 19,745.91
24/12/2019	69164	CHUBB FIRE SAFETY	FIRE EQUIPMENT SERVICES	\$ 2,178.00
5/12/2019	68643	CITY AND REGIONAL FUELS	FUEL SERVICES	\$ 4,714.73
5/12/2019	68589	CITY OF BUSSELTON CHRISTMAS CLUB	PAYROLL DEDUCTIONS	\$ 3,957.18
19/12/2019	68954	CITY OF BUSSELTON CHRISTMAS CLUB	PAYROLL DEDUCTIONS	\$ 3,907.18
31/12/2019	69179	CITY OF BUSSELTON CHRISTMAS CLUB	PAYROLL DEDUCTIONS	\$ 4,107.18
5/12/2019	68595	CITY OF BUSSELTON-SOCIAL CLUB	SOCIAL CLUB REIMBURSEMENT	\$ 232.00
19/12/2019	68960	CITY OF BUSSELTON-SOCIAL CLUB	SOCIAL CLUB REIMBURSEMENT	\$ 230.00
31/12/2019	69185	CITY OF BUSSELTON-SOCIAL CLUB	SOCIAL CLUB REIMBURSEMENT	\$ 230.00
19/12/2019	69006	CIVITEST PTY LTD - SCOTTISH PACIFIC	SOIL COMPACTION TEST	\$ 889.52
24/12/2019	69144	CLAIRE GARCIA-WEBB	STAFF REIMBURSEMENT	\$ 988.71
13/12/2019	68906	CLEANAWAY	WASTE MANAGEMENT SERVICES	\$ 5,662.47
13/12/2019	68860	CLEANAWAY OPERATIONS PTY LTD	MAINTENANCE PARTS WASHER	\$ 947.10
13/12/2019	68746	CLEANAWAY SOLID WASTE PTY LTD	WASTE DISPOSAL SERVICES	\$ 39.27
19/12/2019	69015	CLEANAWAY SOLID WASTE PTY LTD	WASTE DISPOSAL SERVICES	\$ 23,989.38
5/12/2019	68614	CLINTON LONG PROJECT MANAGEMENT PTY LTD	HERITAGE RESTORATION SPECIALIST	\$ 208,874.95
13/12/2019	68762	COATES CIVIL CONSULTING P/L	CIVIL ENGINEERING CONSULTING SERVICES	\$ 1,056.00
13/12/2019	68915	COCA-COLA AMATIL	GLC KIOSK PURCHASES	\$ 1,381.90
24/12/2019	69167	COCA-COLA AMATIL	GLC KIOSK PURCHASES	\$ 1,430.60
13/12/2019	68710	COLES.COM.AU	COUNCIL & STAFF REFRESHMENTS	\$ 706.25
19/12/2019	68992	COLES.COM.AU	COUNCIL & STAFF REFRESHMENTS	\$ 344.40
5/12/2019	68611	COMMUNITY HOME CARE INCORPORATED	STREET LIBRARY BOXES	\$ 540.00
13/12/2019	68776	COMPUTER WEST	INFORMATION TECHNOLOGY SUPPLIER	\$ 1,844.51
19/12/2019	69046	CONSUME CATERING	CATERING SERVICES	\$ 2,160.00
13/12/2019	68920	CORA BIKE RACK PTY LTD	BIKE RACK SERVICES	\$ 5,775.00
13/12/2019	68745	CORSIGN WA PTY LTD	SIGNAGE AND TRAFFIC ACCESSORIES	\$ 2,889.70
19/12/2019	69013	CORSIGN WA PTY LTD	SIGNAGE AND TRAFFIC ACCESSORIES	\$ 217.80
13/12/2019	68828	COVS PARTS PTY LTD	AUTOMOTIVE PARTS	\$ 1,210.76
5/12/2019	68618	CR. J BARRETT-LENNARD	COUNCILLOR PAYMENT	\$ 77.17
13/12/2019	68829	CR. J BARRETT-LENNARD	COUNCILLOR PAYMENT	\$ 2,738.53

DATE	REF#	NAME	DESCRIPTION	AMOUNT
13/12/2019	68825	CR. SUSAN RICCELLI	COUNCILLOR PAYMENT	\$ 2,738.53
13/12/2019	68685	CRANEFORD PLUMBING PTY LTD	PLUMBING SERVICES	\$ 59,628.20
19/12/2019	68982	CRANEFORD PLUMBING PTY LTD	PLUMBING SERVICES	\$ 1,073.38
13/12/2019	68893	CRAVEN FOODS	GLC KIOSK PURCHASES	\$ 477.00
13/12/2019	68808	CS LEGAL - CLOISTERS SQUARE	LEGAL RECOVERY ON RATING DEBTS	\$ 298.00
5/12/2019	68594	CSA OFFICIAL RECEIPTS ACCOUNT	SALARY DEDUCTIONS	\$ 1,715.43
19/12/2019	68959	CSA OFFICIAL RECEIPTS ACCOUNT	SALARY DEDUCTIONS	\$ 1,715.43
31/12/2019	69184	CSA OFFICIAL RECEIPTS ACCOUNT	SALARY DEDUCTIONS	\$ 1,715.43
5/12/2019	68590	CSDA EMPLOYERS EFT	DHS CENTRELINK PROGRAM PAYMENTS	\$ 156.12
19/12/2019	68955	CSDA EMPLOYERS EFT	DHS CENTRELINK PROGRAM PAYMENTS	\$ 157.93
31/12/2019	69180	CSDA EMPLOYERS EFT	DHS CENTRELINK PROGRAM PAYMENTS	\$ 80.55
19/12/2019	69067	D & L WALLS	BITP REFUND	\$ 62.00
5/12/2019	68627	D & P JONAS	BITP REFUND	\$ 136.00
13/12/2019	68708	D MCKENZIE T/A LITORIA ECOSERVICES	CONSULTANCY SERVICES	\$ 7,664.25
19/12/2019	68991	D MCKENZIE T/A LITORIA ECOSERVICES	CONSULTANCY SERVICES	\$ 363.00
24/12/2019	69123	D MCKENZIE T/A LITORIA ECOSERVICES	CONSULTANCY SERVICES	\$ 913.00
19/12/2019	68965	DANIELL & MARTHA ABRAHAMSE	STAFF REIMBURSEMENT	\$ 250.00
13/12/2019	68644	DATA 3 LIMITED	COMPUTER SOFTWARE SUPPLIER	\$ 36,302.75
13/12/2019	68896	DAVID MILDWATERS ELECTRICAL	MAINTENANCE SERVICES	\$ 654.50
19/12/2019	69098	DAVID MILDWATERS ELECTRICAL	MAINTENANCE SERVICES	\$ 350.00
24/12/2019	69163	DAVID MILDWATERS ELECTRICAL	MAINTENANCE SERVICES	\$ 9,411.20
13/12/2019	68878	DAYMASTER PTY LTD	BUILDING PRODUCT SUPPLIER	\$ 3,294.89
13/12/2019	68720	DEAN A JONES	DIVING - SHARK NET & UNDERWATER MAINTENANCE	\$ 1,155.00
24/12/2019	69128	DEAN A JONES	DIVING MAINTENANCE	\$ 1,485.00
19/12/2019	69071	DEBBIE FLETCHER	NCC REFUND	\$ 44.59
5/12/2019	68608	DENADA SURVEYS PTY LTD	SURVEYING SERVICES	\$ 5,089.13
13/12/2019	68886	DEPARTMENT OF FIRE AND EMERGENCY SERVICE	FIRE AND EMERGENCY SERVICES	\$ 749,829.11
19/12/2019	68985	DEPARTMENT OF HUMAN SERVICES	CHARGES FOR CENTREPAY FACILITY	\$ 130.68
19/12/2019	68974	DEPARTMENT OF TRANSPORT	VEHICLE OWNERSHIP SEARCHES	\$ 13.60
13/12/2019	68671	DG & DK HOLDEN	STAFF REIMBURSEMENT	\$ 331.95
13/12/2019	68930	DOOR HARDWARE SOLUTIONS	HARDWARE SUPPLIES	\$ 121.17
13/12/2019	68770	DORSOGNA LIMITED	ICE CREAM AND SMALL GOODS FOR GLC CAFÉ	\$ 3,924.54
13/12/2019	68737	DOUTH CONTRACTING	PROPERTY & GARDEN MAINTENANCE	\$ 735.35
19/12/2019	69007	DOUTH CONTRACTING	PROPERTY & GARDEN MAINTENANCE	\$ 3,014.55
24/12/2019	69135	DOUTH CONTRACTING	PROPERTY & GARDEN MAINTENANCE	\$ 653.95
5/12/2019	68630	DUNSBOROUGH VOLUNTEER BUSHFIRE BRIGADE	PETTY CASH REIMBURSEMENT	\$ 60.05
13/12/2019	68866	DUNSBOROUGH BOBCAT SERVICE	EARTHMOVING - BOBCAT HIRE	\$ 10,010.00
19/12/2019	69021	DUNSBOROUGH CELLARS	REFRESHMENTS	\$ 195.96
24/12/2019	69127	DUNSBOROUGH COMMUNITY MEN'S SHED	BUILD AND PAINT CHRISTMAS SLEIGH	\$ 540.00
13/12/2019	68775	DUNSBOROUGH CONCRETE	CONCRETE SUPPLIES	\$ 19,206.00
13/12/2019	68697	DUNSBOROUGH HARDWARE & HOME CENTRE	HARDWARE SERVICES	\$ 508.90
19/12/2019	68984	DUNSBOROUGH HARDWARE & HOME CENTRE	HARDWARE SERVICES	\$ 59.50
13/12/2019	68704	DYMOCKS BUSSELTON	LIBRARY RESOURCES	\$ 23.99
19/12/2019	68989	DYMOCKS BUSSELTON	LIBRARY RESOURCES	\$ 23.99
5/12/2019	68620	E & P CRONIN	COUNCILLOR PAYMENTS	\$ 745.40
13/12/2019	68836	E & P CRONIN	COUNCILLOR PAYMENTS	\$ 2,738.53
13/12/2019	68801	EARTH 2 OCEAN COMMUNICATIONS	COMMUNICATION SERVICES - RADIO REPAIRS	\$ 211.00
13/12/2019	68728	ECHO FIELD PTY LTD	BUSH FIRE INSPECTION WORKS/WEED CONTROL	\$ 1,716.00
24/12/2019	69130	ECHO FIELD PTY LTD/SPRAYMOW SERVICES	BUSH FIRE INSPECTION WORKS/WEED CONTROL	\$ 4,493.50
19/12/2019	68966	EDITH COWAN UNIVERSITY	RESEARCH SERVICES	\$ 2,200.00
13/12/2019	68713	EF DAY & SN WILLIAMS	MAINTENANCE SERVICES	\$ 6,450.80
24/12/2019	69126	EF DAY & SN WILLIAMS	MAINTENANCE SERVICES	\$ 1,888.00
19/12/2019	69040	EIS CONTROL	ELECTRICAL SERVICES	\$ 374.00
13/12/2019	68785	EIS CONTROL PTY LTD	ELECTRICAL SERVICES	\$ 187.00
13/12/2019	68832	EJ & KM COX	COUNCILLOR PAYMENTS	\$ 2,738.53
13/12/2019	68645	ELLIOTS IRRIGATION PTY LTD	IRRIGATION SERVICES	\$ 838.20
13/12/2019	68883	ELLIOTS SMALL ENGINES	PLANT PURCHASES / SERVICES / PARTS	\$ 34.95
13/12/2019	68652	ENVISIONWARE PTY LTD	LIBRARY RESOURCES	\$ 178.05
19/12/2019	68967	ENVISIONWARE PTY LTD	LIBRARY RESOURCES	\$ 376.05
19/12/2019	68994	EVERETT'S HOME AND YARD	MAINTENANCE SERVICES	\$ 5,136.00
19/12/2019	69002	EVERLON BRONZE	BRONZE PLAQUES	\$ 514.80
13/12/2019	68837	EXTENT HERITAGE ADVISORS	HERITAGE ADVISORY SERVICES	\$ 1,221.00
19/12/2019	69042	FASSOM PTY LTD	STATIONERY AND OFFICE SUPPLIES	\$ 202.80
13/12/2019	68846	FENNESSY'S	VEHICLE PURCHASES / SERVICES / PARTS	\$ 1,489.27
19/12/2019	69078	FENNESSY'S	VEHICLE PURCHASES / SERVICES / PARTS	\$ 39,598.34
24/12/2019	69153	FENNESSY'S	VEHICLE PURCHASES / SERVICES / PARTS	\$ 35,912.18
5/12/2019	68631	FESTIVAL OF BUSSELTON (INC)	SPONSORSHIP - FESTIVAL QUEEN	\$ 7,000.00
13/12/2019	68655	FIRE AND SAFETY WA	FIRE EQUIPMENT SUPPLIER	\$ 1,834.68
19/12/2019	68969	FIRE AND SAFETY WA	FIRE EQUIPMENT SUPPLIER	\$ 581.10
24/12/2019	69146	FORM CONSTRUCTION	BUILDING DESIGN & CONSTRUCTION	\$ 2,312.00
13/12/2019	68763	FRESH AS	MILK SUPPLIES GLC CAFÉ	\$ 409.35
19/12/2019	69000	FRONTLINE FIRE AND RESCUE	EMERGENCY RESPONSE EQUIPMENT	\$ 543.40
13/12/2019	68847	FTE ENGINEERING	MAINTENANCE SERVICES	\$ 924.00
13/12/2019	68752	FYFE PTY LTD	CONTAMINATED LAND AUDITOR SERVICES	\$ 6,875.00
13/12/2019	68753	GABRIEL EVANS	ILLUSTRATOR AND AUTHOR WORKSHOP	\$ 450.00
13/12/2019	68864	GALVINS PLUMBING PLUS	PLUMBING SUPPLIES	\$ 143.00
13/12/2019	68711	GARAGE SALE TRAIL FOUNDATION	DELIVERY OF THE GARAGE SALE TRAIL	\$ 5,559.40
13/12/2019	68758	GEOBOX PTY LTD	VEHICLE CAMERAS	\$ 217.80
13/12/2019	68756	GEOETIC SUPPLY AND REPAIR	CONSTRUCTION SURVEY INSTRUMENTS	\$ 473.00
13/12/2019	68733	GEOFF ALLISON	ASBESTOS REMOVAL	\$ 242.00
19/12/2019	69014	GEOGRAPHE COMMUNITY LANDCARE NURSERY	NURSERY SUPPLIES	\$ 1,296.00
13/12/2019	68748	GEOGRAPHE ELECTRICAL & COMMUNICATIONS GE	ELECTRICAL SERVICES	\$ 20,780.20
19/12/2019	69018	GEOGRAPHE ELECTRICAL & COMMUNICATIONS GE	ELECTRICAL SERVICES	\$ 595.10
13/12/2019	68679	GEOGRAPHE FORD	VEHICLE PURCHASES / SERVICES / PARTS	\$ 450.00
13/12/2019	68858	GEOGRAPHE PETROLEUM	FUEL SERVICES	\$ 16,417.51
13/12/2019	68921	GEOGRAPHE SAWS AND MOWERS	PLANT PURCHASES / SERVICES / PARTS	\$ 3,165.00
13/12/2019	68848	GEOGRAPHE TIMBER & HARDWARE	HARDWARE SUPPLIES	\$ 413.92

DATE	REF#	NAME	DESCRIPTION	AMOUNT
13/12/2019	68738	GEOGRAPHE UNDERGROUND SERVICES	UNDERGROUND SERVICES	\$ 726.00
24/12/2019	69160	GEOVET BUSSELTON	VETERINARY SERVICES	\$ 135.80
13/12/2019	68703	GERARD PROFESSIONAL SOLUTIONS	LIGHTING SUPPLIES	\$ 2,535.07
5/12/2019	68638	GHD PTY LTD	CONSULTANCY SERVICES	\$ 2,908.40
24/12/2019	69166	GHD PTY LTD	CONSULTANCY SERVICES	\$ 1,856.80
13/12/2019	68843	GILS MOWING	GARDEN MAINTENANCE SERVICES	\$ 2,100.00
19/12/2019	69010	GLORIA HILL	WELCOME TO COUNTRY - PIONEER WOMAN UNVEILING	\$ 300.00
13/12/2019	68827	GODDEN PROJECTS PTY LTD	BUILDING SERVICES	\$ 20,625.00
5/12/2019	68586	GR & LC CHRISTIAN	RENTAL LEASE AGREEMENT	\$ 1,240.00
19/12/2019	68951	GR & LC CHRISTIAN	RENTAL LEASE AGREEMENT	\$ 1,240.00
31/12/2019	69176	GR & LC CHRISTIAN	RENTAL LEASE AGREEMENT	\$ 1,240.00
13/12/2019	68821	GRAHAM WALNE	THEATRE CONSULTANCY	\$ 4,675.00
5/12/2019	68598	GRANT HENLEY	COUNCILLOR PAYMENT	\$ 287.41
13/12/2019	68654	GRANT HENLEY	COUNCILLOR PAYMENT	\$ 10,280.09
13/12/2019	68919	GRASSIAS TURF MANAGEMENT	CRICKET PITCH MANAGEMENT SERVICES	\$ 3,900.00
13/12/2019	68774	GREEN TO GO	SOLAR PANEL INSTALLATION	\$ 33,194.63
13/12/2019	68807	GREENWAVE LANDSCAPES	LANDSCAPING SERVICES	\$ 5,354.80
24/12/2019	69151	GREIG LECHTE	STAFF REIMBURSEMENT	\$ 230.00
13/12/2019	68755	GT FABRICATION	WELDING SERVICES	\$ 460.00
13/12/2019	68925	GUMPTION PTY LTD	PRINTING & ADVERTISING SERVICES	\$ 860.00
13/12/2019	68855	HANSON CONSTRUCTION MATERIALS PTY LTD	CONCRETE SERVICES	\$ 2,927.63
19/12/2019	69080	HANSON CONSTRUCTION MATERIALS PTY LTD	CONCRETE SERVICES	\$ 6,409.99
13/12/2019	68799	HARBECKS TRANSPORT	SAND AND GRAVEL SUPPLIES	\$ 94,441.09
19/12/2019	69003	HERE THERE EVERYWHERE TRANSPORT	TRANSPORT SERVICES	\$ 4,604.60
5/12/2019	68585	HIF	HEALTH INSURANCE	\$ 247.85
19/12/2019	68950	HIF	HEALTH INSURANCE	\$ 247.85
31/12/2019	69175	HIF	HEALTH INSURANCE	\$ 247.85
19/12/2019	69050	HIFX LIMITED CLIENT SECURITY TRUST ACC	ELECTRONIC VISITOR MANAGEMENT SYSTEM	\$ 70.00
13/12/2019	68940	HIP POCKET WORKWEAR	UNIFORMS & PROTECTIVE CLOTHING	\$ 314.91
19/12/2019	69115	HIP POCKET WORKWEAR	UNIFORMS & PROTECTIVE CLOTHING	\$ 134.95
24/12/2019	69142	HOCKEY AUSTRALIA	SPONSORSHIP AUSTRALIAN CHAMPIONSHIPS	\$ 27,500.00
13/12/2019	68668	HOLCIM (AUSTRALIA) PTY LTD	CONCRETE SERVICES	\$ 1,935.45
13/12/2019	68910	IC DEVELOPMENTS PTY LTD T/AS INNOVEST CO	CONSTRUCTION SERVICES	\$ 3,836.86
19/12/2019	69103	IC DEVELOPMENTS PTY LTD T/AS INNOVEST CO	CONSTRUCTION SERVICES	\$ 33,246.11
5/12/2019	68601	ICMI SPEAKERS & ENTERTAINERS	GUEST SPEAKER	\$ 16,637.50
13/12/2019	68800	ILLION AUSTRALIA PTY LTD	CANCELLED PAYMENT	\$ -
19/12/2019	69043	ILLION AUSTRALIA PTY LTD	TENDER ADVERTISING AND MANAGEMENT	\$ 375.25
19/12/2019	69035	INDI BLUE PTY LTD	REFUND BERTHING BOND	\$ 4,500.00
13/12/2019	68779	INTERFIRE AGENCIES PTY LTD	FIRE, SAFETY, EMERGENCY EQUIPMENT	\$ 3,060.61
13/12/2019	68778	INTERNATIONAL ON THE WATER HOTEL	ACCOMMODATION	\$ 451.00
13/12/2019	68700	INVASIVE SPECIES PTY LTD	FOX BAITING	\$ 4,687.50
19/12/2019	68987	INVASIVE SPECIES PTY LTD	FOX BAITING	\$ 9,149.80
13/12/2019	68897	IPWEA-WA	TRAINING SERVICES	\$ 750.00
19/12/2019	69099	IPWEA-WA	MEMBERSHIPS	\$ 319.00
24/12/2019	69174	IT VISION AUSTRALIA PTY LTD	SOFTWARE SERVICES	\$ 6,050.00
5/12/2019	68624	J & G VARVELL	BJTP REFUND	\$ 62.00
19/12/2019	69084	JACKSON'S DRAWING SUPPLIES	ART EQUIPMENT SUPPLIES	\$ 137.65
5/12/2019	68635	JARDINE LLOYD THOMPSON PTY LTD	INSURANCE SERVICES	\$ 1,408.76
13/12/2019	68822	JBS & G AUSTRALIA PTY LTD	ENVIRONMENTAL CONSULTANCY SERVICES	\$ 5,882.25
13/12/2019	68784	JCW ELECTRICAL GROUP PTY LTD	ELECTRICAL CONTRACTING	\$ 85.80
19/12/2019	69039	JCW ELECTRICAL GROUP PTY LTD	ELECTRICAL CONTRACTING	\$ 199.12
24/12/2019	69141	JCW ELECTRICAL GROUP PTY LTD	ELECTRICAL CONTRACTING	\$ 469.51
13/12/2019	68660	JIGSAW SIGNS & PRINT	SIGNAGE SERVICES	\$ 1,021.00
13/12/2019	68705	JIMS FIRST	HARDWARE SUPPLIES	\$ 33.30
19/12/2019	69063	JIN LI YEANG	RESEARCH & COPYRIGHTING	\$ 3,500.00
5/12/2019	68616	JODIE GOLDRING	WORKSHOP FACILITATOR	\$ 200.00
13/12/2019	68903	KALOORUP BUSHFIRE BRIGADE	PETTY CASH REIMBURSEMENT	\$ 349.77
24/12/2019	69171	KAREN MASTERS	ART WORKS	\$ 250.00
13/12/2019	68804	KARMELENTERPRISES	IRRIGATION AND PROJECT MANAGEMENT	\$ 363.00
24/12/2019	69170	KATE WESTERN	STAFF REIMBURSEMENT	\$ 87.00
13/12/2019	68741	KATHERINE M GARNETT	WELLNESS PROGRAM	\$ 1,050.00
13/12/2019	68725	KAY LEHMAN DAVID WINSTANLEY	STAFF REIMBURSEMENT	\$ 65.49
5/12/2019	68623	KEATON WHITE	BOND REFUND	\$ 100.00
13/12/2019	68661	KEEN BOYS TRANSPORT PTY LTD	MR LICENCE TRAINING	\$ 1,790.00
19/12/2019	68971	KEEN BOYS TRANSPORT PTY LTD	MR LICENCE TRAINING	\$ 1,255.00
5/12/2019	68610	KELLY LINDA HICK	COUNCILLOR PAYMENT	\$ 461.46
13/12/2019	68769	KELLY LINDA HICK	COUNCILLOR PAYMENT	\$ 4,380.50
19/12/2019	69031	KELLY LINDA HICK	COUNCILLOR PAYMENT	\$ 443.31
13/12/2019	68810	KELLY MCGORLICK	WATER CHARGES REIMBURSEMENT	\$ 230.05
5/12/2019	68622	KELSIE MUNRO	BOND REFUND	\$ 100.00
19/12/2019	68972	KERRY HILL ARCHITECTS	ARCHITECTURAL SERVICES	\$ 5,500.00
13/12/2019	68759	KIM BUTTFIELD	SPORT AND RECREATION CONSULTANCY	\$ 9,361.00
13/12/2019	68761	KITCHEN TAKEOVERS	CATERING	\$ 60.80
19/12/2019	69027	KITCHEN TAKEOVERS	CATERING	\$ 705.00
13/12/2019	68788	KMART BUSSELTON	RETAIL HOME WARES	\$ 151.50
19/12/2019	69009	KRISTOPHER N DAVIS	STAFF REIMBURSEMENT	\$ 100.00
13/12/2019	68861	LANDGATE (VALUER GENERAL'S OFFICE)	LAND VALUATIONS	\$ 1,991.01
13/12/2019	68853	LANDGATE CUSTOMER ACCOUNT	LAND INFORMATION AND TITLE SEARCHES	\$ 216.00
19/12/2019	69079	LANDGATE CUSTOMER ACCOUNT	LAND INFORMATION AND TITLE SEARCHES	\$ 78.60
13/12/2019	68666	LANDSAVE ORGANICS	LANDSCAPING SERVICE	\$ 1,100.00
19/12/2019	68975	LANDSAVE ORGANICS	LANDSCAPING SERVICE	\$ 3,927.00
13/12/2019	68792	LANDSCAPE AND MAINTENANCE SOLUTIONS PTY	LANDSCAPING SERVICES	\$ 5,011.60
13/12/2019	68880	LAWRENCE & HANSON	ELECTRICAL/PROTECTIVE CLOTHING SUPPLIES	\$ 7,399.55
19/12/2019	69068	LEAH HOLMES	STAFF REIMBURSEMENT	\$ 148.10
13/12/2019	68656	LEEUWIN CIVIL PTY LTD	HIRE EQUIPMENT SERVICES	\$ 305,723.70
13/12/2019	68944	LEEUWIN CIVIL PTY LTD	HIRE EQUIPMENT SERVICES	\$ 11,550.00
24/12/2019	69117	LEEUWIN CIVIL PTY LTD	CARTAGE & GRAVEL + HIRE EQUIPMENT SERVICES	\$ 719,588.65

DATE	REF#	NAME	DESCRIPTION	AMOUNT
19/12/2019	69107	LEEUWIN TRANSPORT	COURIER SERVICES	\$ 824.05
19/12/2019	68986	LG CONNECT PTY LTD	TECHNICAL CONSULTING	\$ 8,470.00
24/12/2019	69145	LIFE READY PHYSIO & PILATES BUSSELTON	MUSCULOSKELETAL FUNCTIONAL CAPACITY	\$ 148.50
13/12/2019	68904	LINCOLN HIGGINS	WELDING SERVICES	\$ 1,221.00
13/12/2019	68943	LOCAL GOVERNMENT PROFESSIONALS AUSTRALIA	MEMBERSHIPS	\$ 185.00
13/12/2019	68917	LOCK AROUND THE CLOCK	SECURITY SERVICES	\$ 428.50
13/12/2019	68768	LYNDON MILES	COUNCILLOR PAYMENT	\$ 2,738.53
13/12/2019	68933	MAIA FINANCIAL	I.T. LEASING PAYMENTS	\$ 515.85
13/12/2019	68659	MAINSPRAY	WEED SPRAYING SERVICES	\$ 13,917.75
13/12/2019	68870	MAJOR MOTORS PTY LTD	PLANT PURCHASES / SERVICES / PARTS	\$ 480.00
13/12/2019	68850	MALATESTA ROAD PAVING	ROAD HOTMIX / PAVING SERVICES	\$ 271,455.91
24/12/2019	69154	MALATESTA ROAD PAVING	ROAD HOTMIX / PAVING SERVICES	\$ 145,291.42
13/12/2019	68932	MARAGLAD HOLDINGS PTY LTD	FIRE CONTROL SERVICES	\$ 14,617.00
13/12/2019	68687	MARGARET RIVER FENCING	MAINTENANCE SERVICES	\$ 8,332.50
19/12/2019	68983	MARGARET RIVER FENCING	MAINTENANCE SERVICES	\$ 1,017.50
13/12/2019	68714	MARKETFORCE PTY LTD	ADVERTISING SERVICES	\$ 2,773.84
19/12/2019	68995	MARKETFORCE PTY LTD	ADVERTISING SERVICES	\$ 769.57
19/12/2019	69033	MAYA I SPILLSBURY-SLEE	ENTERTAINER - LIVE MUSIC	\$ 100.00
5/12/2019	68599	MCG ARCHITECTS PTY LTD	ADMIN BUILDING - ARCHITECTURAL SERVICES	\$ 16,115.00
19/12/2019	68980	MCG ARCHITECTS PTY LTD	ADMIN BUILDING - ARCHITECTURAL SERVICES	\$ 25,234.00
19/12/2019	69110	MCGREGOR WJ & J	MANAGEMENT BUSSELTON JETTY TOURIST PARK	\$ 43,559.85
13/12/2019	68677	MCLEODS BARRISTERS & SOLICITORS	LEGAL SERVICES	\$ 4,990.97
19/12/2019	68979	MCLEODS BARRISTERS & SOLICITORS	LEGAL SERVICES	\$ 2,516.48
13/12/2019	68820	MDM ENTERTAINMENT PTY LTD	DVD AND CD SUPPLY TO LIBRARY	\$ 414.14
19/12/2019	69060	MDM ENTERTAINMENT PTY LTD	DVD AND CD SUPPLY TO LIBRARY	\$ 146.88
13/12/2019	68840	ME RAINIEY T/AS PK COURIERS	COURIER SERVICES	\$ 250.80
13/12/2019	68658	MEDELECT	DEFIBRILLATOR MAINTENANCE	\$ 286.00
5/12/2019	68615	METROPOLIS PROJECTS GROUP	BUILDING DESIGN & CONSTRUCTION	\$ 43,444.43
19/12/2019	69057	MICHAEL MEREDITH	STAFF REIMBURSEMENT	\$ 131.20
13/12/2019	68651	MICK STRANGE CARPENTRY	CARPENTRY SERVICES	\$ 3,729.00
13/12/2019	68899	MINTER ELLISON	LEGAL SERVICES	\$ 4,950.00
13/12/2019	68949	MINTER ELLISON	LEGAL SERVICES	\$ 24,536.82
13/12/2019	68937	MJB INDUSTRIES	DRAINAGE SUPPLIES	\$ 924.00
5/12/2019	68612	MODULAR WA	HOLIDAY CABINS FOR BITP	\$ 32,395.30
19/12/2019	69034	MODULAR WA	HOLIDAY CABINS FOR BITP	\$ 36,295.62
13/12/2019	68735	MOORE STEPHENS WA PTY LTD	RATE COMPARISON REPORT	\$ 1,650.00
19/12/2019	69066	MOVE PRODUCTIONS	SOUND TECH WORKSHOPS	\$ 400.00
13/12/2019	68682	MP & M EVERUSS	STAFF REIMBURSEMENT	\$ 200.90
13/12/2019	68650	MR SUSHI	CATERING	\$ 304.00
13/12/2019	68772	MURDOCH UNIVERSITY	RESEARCH SERVICES	\$ 33,340.45
13/12/2019	68702	NAMES PLUS EMBROIDERY	EMBROIDERY SERVICES	\$ 35.00
19/12/2019	68988	NAMES PLUS EMBROIDERY	EMBROIDERY SERVICES	\$ 30.00
24/12/2019	69140	NATURALISTE FABRICATION & CUSTOMS	METAL FABRICATION	\$ 352.00
13/12/2019	68790	NATURALISTE TURF	TURF MAINTENANCE SERVICES	\$ 8,319.69
19/12/2019	69041	NATURALISTE TURF	TURF SUPPLY & MAINTENANCE SERVICES	\$ 12,828.89
13/12/2019	68941	NEVERFAIL SPRINGWATER LTD	WATER REFILL SERVICE - WASTE FACILITIES	\$ 276.30
13/12/2019	68731	NICHOLAS EDWARDS	STAFF REIMBURSEMENT	\$ 120.00
13/12/2019	68851	NICHOLLS MACHINERY	PLANT PURCHASES / SERVICES / PARTS	\$ 2,870.71
13/12/2019	68665	NL & KE SEARLE	STAFF REIMBURSEMENT	\$ 90.00
13/12/2019	68794	NORMAN DISNEY & YOUNG	ENGINEERING CONSULTANCY SERVICES	\$ 5,087.50
13/12/2019	68699	NSCO CONSULTING	CONSULTANCY AND TRAINING	\$ 2,099.00
13/12/2019	68905	NUMERO PTY LTD	VEHICLE RENTAL SERVICES	\$ 1,998.07
13/12/2019	68719	OCEAN AIR CARPET CARE	CLEANING SERVICES	\$ 46,162.60
24/12/2019	69169	OCEAN AIR CARPET CARE	CLEANING SERVICES	\$ 20,330.20
13/12/2019	68692	OCEANIC MARINE	MARINE SERVICES	\$ 687.60
5/12/2019	68626	OFFICE OF THE AUDITOR GENERAL	AUDITING SERVICES	\$ 45,100.00
13/12/2019	68767	OFFICEWORKS	OFFICE EQUIPMENT & STATIONARY SUPPLIES	\$ 368.19
19/12/2019	69030	OFFICEWORKS	OFFICE EQUIPMENT SERVICES	\$ 16.00
13/12/2019	68712	OLDSWEEN FAMILY TRUST	CATERING	\$ 1,757.60
24/12/2019	69125	OLDSWEEN FAMILY TRUST	CATERING	\$ 932.40
5/12/2019	68597	OLIVER DARBY	STAFF REIMBURSEMENT	\$ 159.98
5/12/2019	68640	ONEMUSIC AUSTRALIA	MUSIC LICENSES	\$ 8,385.53
13/12/2019	68787	ONSITE RENTAL GROUP OPERATIONS PTY LTD	PLANT & EQUIPMENT HIRE	\$ 22,874.29
13/12/2019	68771	OPRA AUSTRALIA PTY LTD	PSYCHOMETRIC ASSESSMENT SERVICES	\$ 726.00
13/12/2019	68696	OPTUS BILLING SERVICES PTY LTD	FIXED INTERNET ACCESS	\$ 2,500.00
13/12/2019	68945	OPTUS BILLING SERVICES PTY LTD	FIXED INTERNET ACCESS	\$ 567.20
24/12/2019	69156	OTIS ELEVATOR COMPANY PTY LTD	ELEVATOR SERVICES	\$ 5,797.21
13/12/2019	68816	OTTELIA ECOLOGY	ENVIRONMENTAL CONSULTANT & SERVICES	\$ 660.00
19/12/2019	69058	OTTELIA ECOLOGY	ENVIRONMENTAL CONSULTANT	\$ 14,537.16
24/12/2019	69147	OTTELIA ECOLOGY	ENVIRONMENTAL CONSULTANT	\$ 19,985.90
19/12/2019	69044	OZGSE	AIRCRAFT STAIR TRUCK	\$ 102,740.00
13/12/2019	68649	PAC FIRE AUSTRALIA P/L	FIRE EQUIPMENT SUPPLIER	\$ 841.72
19/12/2019	69108	PACIFIC BIOLOGICS WAREHOUSE	CHEMICAL SERVICES	\$ 702.90
13/12/2019	68922	PARKS AND LEISURE AUST (NATIONAL)	EVENT ORGANISATION AND STRATEGY	\$ 3,069.00
19/12/2019	69022	PASSMORE AUTOMOTIVE	VEHICLE MAINTENANCE SERVICES	\$ 658.55
13/12/2019	68766	PC AUSTRALASIA PTY LTD	FIRE FIGHTING FOAM	\$ 5,456.78
13/12/2019	68862	PENDREY AGENCIES P/L	CHEMICAL / RURAL SUPPLIES	\$ 488.40
24/12/2019	69155	PENDREY AGENCIES P/L	RURAL SUPPLIES & CHEMICAL SUPPLIES	\$ 5,383.13
19/12/2019	69072	PETER FRENCH	BOND REFUND	\$ 100.00
13/12/2019	68684	PHASE 3 LANDSCAPE CONSTRUCTION PTY LTD	LANDSCAPING SERVICES	\$ 4,111.71
13/12/2019	68663	PHOENIX FOUNDRY PTY LTD	MEMORIAL PLAQUES SUPPLIER	\$ 422.40
24/12/2019	69150	PINDAN CONTRACTING PTY LTD	CONSTRUCTION SERVICES	\$ 210,495.28
13/12/2019	68831	PITNEY BOWES AUSTRALIA PTY LTD	POSTAGE MACHINES	\$ 15,496.10
13/12/2019	68802	POWER MEDICAL CENTRE	PRE EMPLOYMENT MEDICAL	\$ 319.00
19/12/2019	69019	PREMIUM PUBLISHERS	PRINTING & ADVERTISING	\$ 2,915.00
13/12/2019	68749	PRESTIGE AUTO & CANVAS	CANCELLED PAYMENT	\$ -
24/12/2019	69120	PRIME INDUSTRIAL PRODUCTS PTY LTD	SAFETY EQUIPMENT	\$ 330.00

DATE	REF#	NAME	DESCRIPTION	AMOUNT
13/12/2019	68765	PRIME MEDIA GROUP	ADVERTISING SERVICES	\$ 2,412.30
13/12/2019	68867	PRO-LINE KERBING	KERBING SERVICES	\$ 11,622.16
19/12/2019	69085	PRO-LINE KERBING	KERBING SERVICES	\$ 8,075.32
13/12/2019	68724	PT CARTER	COUNCILLOR PAYMENT	\$ 2,738.53
13/12/2019	68730	PVR INDUSTRIAL PTY LTD	INDUSTRIAL PUMP REPAIRS	\$ 4,196.50
24/12/2019	69132	PVR INDUSTRIAL PTY LTD	INDUSTRIAL PUMP REPAIRS	\$ 935.00
13/12/2019	68683	RAIN BIRD AUSTRALIA	IRRIGATION SERVICES	\$ 2,970.00
5/12/2019	68605	RANTAM PTY LTD T/A SHEDS DOWN SOUTH	SHED CONSTRUCTION	\$ 1,100.00
13/12/2019	68928	REFACE INDUSTRIES PTY LTD	LIBRARY RESOURCES CLEANING	\$ 956.55
13/12/2019	68873	REPCO AUTO PARTS	PLANT PURCHASES / SERVICES / PARTS	\$ 302.26
5/12/2019	68602	RETECH RUBBER	SOFTFALL SURFACES	\$ 2,585.00
13/12/2019	68909	RICOH BUSINESS CENTRE	OFFICE EQUIPMENT SERVICES - PHOTOCOPYING	\$ 1,544.21
13/12/2019	68931	RMS (AUST)P/L	SOFTWARE SERVICES	\$ 100.65
19/12/2019	68999	ROBERT REEKIE	COUNCILLOR PAYMENT	\$ 76.90
13/12/2019	68835	ROCKY RIDGE BREWING CO	BEVERAGES	\$ 372.24
13/12/2019	68722	ROSS PAINE	COUNCILLOR PAYMENT	\$ 2,738.53
5/12/2019	68634	ROTARY CLUB OF BUSSELTON	CANCELLED PAYMENT	\$ -
13/12/2019	68852	ROYAL LIFE SAVING SOCIETY - AUSTRALIA	TRAINING SERVICES	\$ 313.00
19/12/2019	69070	SAMUEL J ALLEN	ARTWORK X 2	\$ 1,700.00
13/12/2019	68927	SANITY - BUSSELTON	LIBRARY RESOURCES	\$ 399.42
13/12/2019	68923	SANPOINT PTY LTD	LANDSCAPING SERVICES	\$ 3,696.00
19/12/2019	69116	SANPOINT PTY LTD	LANDSCAPING SERVICES	\$ 56,384.08
13/12/2019	68681	SCOPE BUSINESS IMAGING	ELECTRONIC EQUIPMENT	\$ 192.50
13/12/2019	68806	SCOTTISH PACIFIC BUSINESS FINANCE	TRAFFIC MANAGEMENT SERVICES	\$ 23,726.94
19/12/2019	69049	SCOTTISH PACIFIC BUSINESS FINANCE	TRAFFIC MANAGEMENT SERVICES	\$ 13,091.30
24/12/2019	69143	SEA CHANGE NEWS	STATIONERY AND OFFICE SUPPLIES	\$ 56.79
13/12/2019	68824	SELTONSUPA - HARVEY NORMAN	ELECTRICAL APPLIANCE SERVICES	\$ 168.00
5/12/2019	68609	SHAPE MANAGEMENT	CONSULTANCY SERVICES FOR MAJOR PROJECTS	\$ 1,001.00
19/12/2019	69011	SHAPE MANAGEMENT	CONSULTANCY SERVICES FOR MAJOR PROJECTS	\$ 1,716.00
19/12/2019	69113	SHORE COASTAL	COASTAL CONSULTANCY SERVICES	\$ 4,818.00
19/12/2019	69059	SIESTA TIME WA PTY LTD T/AS CAPE CELLA	REFRESHMENTS	\$ 230.85
13/12/2019	68819	SIESTA TIME WA PTY LTD T/AS CAPE CELLARS	REFRESHMENTS	\$ 1,304.43
19/12/2019	69100	SIGMA CHEMICALS	POOL CHEMICAL SUPPLIER	\$ 243.65
24/12/2019	69139	SILENT DISCO KING AUSTRALIA PTY LTD	EQUIPMENT HIRE AND SALES	\$ 1,251.11
13/12/2019	68934	SILVERS EARTHMOVING	EARTHMOVING SERVICES	\$ 1,089.00
13/12/2019	68834	SKIDATA AUSTRALASIA PTY LTD	CARPARK EQUIPMENT	\$ 429.00
13/12/2019	68833	SKYWALKER ROPE ACCESS PTY LTD	ROPE ACCESS PAINTING SERVICES	\$ 73,208.13
5/12/2019	68588	SMARTSALARY PTY LTD	SALARY PACKAGING SERVICE	\$ 19,129.54
19/12/2019	68953	SMARTSALARY PTY LTD	SALARY PACKAGING SERVICE	\$ 20,146.96
31/12/2019	69178	SMARTSALARY PTY LTD	SALARY PACKAGING SERVICE	\$ 18,134.54
4/12/2019	68584	SOLOMON BROTHERS LAW PRACTICE TRUST ACCOUNT	LEGAL SERVICES	\$ 66,746.65
13/12/2019	68717	SOLOMONS FLOORING (BUSSELTON)	FLOOR COVERING SERVICE	\$ 1,762.00
13/12/2019	68689	SONIC HEALTH PLUS PTY LTD	OCCUPATIONAL HEALTH SERVICES	\$ 148.50
5/12/2019	68606	SOUTH WEST INDONESIA COMMUNITY	BOND REFUND	\$ 200.00
13/12/2019	68805	SOUTH WEST OFFICE NATIONAL	STATIONERY AND OFFICE EQUIPMENT SUPPLIES	\$ 3,350.82
19/12/2019	69048	SOUTH WEST OFFICE NATIONAL	STATIONERY	\$ 41.45
13/12/2019	68857	SOUTH WEST STEEL PRODUCTS	STEEL PRODUCTS SUPPLIER	\$ 276.81
13/12/2019	68849	SOUTHERN LOCK AND SECURITY	SECURITY SERVICES	\$ 323.70
13/12/2019	68902	SOUTHERN MACHINING & MAINTENANCE	PLANT MAINTENANCE SERVICES	\$ 1,292.50
13/12/2019	68859	SOUTHWEST EVENT HIRE	HIRE EQUIPMENT SERVICES	\$ 415.00
13/12/2019	68723	SOUTHWEST OUTDOOR POWER	PLANT PURCHASES / SERVICES / PARTS	\$ 491.85
24/12/2019	69129	SOUTHWEST OUTDOOR POWER	PLANT PURCHASES / SERVICES / PARTS	\$ 130.15
13/12/2019	68894	SOUTHWEST TYRE SERVICE	PLANT TYRE SUPPLIER / REPAIRER	\$ 8,784.55
13/12/2019	68780	SPENCER EARTHWORKS PTY LTD	EARTHWORKS	\$ 297.00
13/12/2019	68715	SPORTFIRST BUSSELTON	SPORTING PRODUCTS	\$ 240.00
19/12/2019	68996	SPORTFIRST BUSSELTON	SPORTING PRODUCTS	\$ 240.00
13/12/2019	68789	SPORTSPOWER	SPORT EQUIPMENT SUPPLIER	\$ 59.99
13/12/2019	68912	SPORTSWORLD OF WA	SPORT EQUIPMENT SUPPLIER	\$ 297.04
13/12/2019	68936	ST JOHN AMBULANCE ASSOCIATION DUNSBOROUGH	CANCELLED PAYMENT	\$ -
13/12/2019	68750	STALEY FOOD & PACKAGING	CLEANING CHEMICALS	\$ 19,573.42
19/12/2019	69020	STALEY FOOD & PACKAGING	CLEANING CHEMICALS	\$ 673.23
13/12/2019	68813	STATEWIDE CLEANING SUPPLIES	CLEANING SUPPLIES & EQUIPMENT	\$ 213.40
19/12/2019	69052	STEPHEN AND TRACY PARNHAM	WATER CHARGE REIMBURSEMENT	\$ 97.95
13/12/2019	68839	STEWART & HEATON CLOTHING	PROTECTIVE CLOTHING SUPPLIER	\$ 660.44
19/12/2019	69075	STEWART & HEATON CLOTHING	CLOTHING & NAME BADGE SUPPLIER	\$ 188.60
5/12/2019	68587	STOCKER PRESTON RESIDENTIAL	RENT - A NOTTLE	\$ 860.00
19/12/2019	68952	STOCKER PRESTON RESIDENTIAL	RENT - A NOTTLE	\$ 860.00
31/12/2019	69177	STOCKER PRESTON RESIDENTIAL	RENT - A NOTTLE	\$ 860.00
19/12/2019	69016	STUDIO EVANS LANE	FEASIBILITY AND DESIGN SERVICES	\$ 5,000.00
19/12/2019	69023	SUBWAY BUSSELTON	CATERING	\$ 240.00
5/12/2019	68629	SUE WEIR	BOND REFUND	\$ 100.00
5/12/2019	68639	SUEZ ENVIRONMENTAL	WASTE MANAGEMENT SERVICES	\$ 3,420.21
13/12/2019	68911	SUEZ ENVIRONMENTAL	WASTE MANAGEMENT SERVICES	\$ 560.56
19/12/2019	69104	SUEZ ENVIRONMENTAL	WASTE MANAGEMENT SERVICES	\$ 503.50
13/12/2019	68691	SUMMERS CONSULTING	MOSQUITO BREEDING MONITORING	\$ 1,666.50
5/12/2019	68596	SUPERANNUATION	SUPERANNUATION	\$ 169,235.96
19/12/2019	68961	SUPERCHOICE	SUPERANNUATION	\$ 174,622.97
31/12/2019	69186	SUPERCHOICE	SUPERANNUATION	\$ 165,858.21
13/12/2019	68946	SUPPER ROAD	CATERING	\$ 1,980.00
5/12/2019	68600	SURFING WESTERN AUSTRALIA	EVENT ORGANISATION	\$ 8,800.00
13/12/2019	68918	SURVCON P/L	SURVEY SERVICES	\$ 3,190.00
19/12/2019	68963	SUZIE B MACLEAN	GRAPHIC DESIGN SERVICES	\$ 550.00
13/12/2019	68747	SW ENVIRONMENTAL	ENVIRONMENTAL SERVICES	\$ 467.50
19/12/2019	69017	SW ENVIRONMENTAL	ENVIRONMENTAL SERVICES	\$ 5,417.50
13/12/2019	68869	SW PRECISION PRINT	PRINTING SERVICES	\$ 3,493.00
19/12/2019	69086	SW PRECISION PRINT	PRINTING SERVICES	\$ 2,288.00
13/12/2019	68926	SWIMMING WA	OPEN WATER SWIMMING GRANT	\$ 3,300.00

DATE	REF#	NAME	DESCRIPTION	AMOUNT
13/12/2019	68657	T.R.ROBERTS (BUSSELTON CONTRACTING)	FIRE CONTROL SERVICES	\$ 800.00
13/12/2019	68676	TACTILE INDICATORS PTY LTD	TERRACOTTA PATHFINDERS	\$ 650.00
19/12/2019	69024	TAMMEX PTY LTD	PRINTER REQUIREMENTS	\$ 1,372.00
13/12/2019	68694	TEAM DIGITAL	DIGITAL IMAGING	\$ 795.00
13/12/2019	68901	TECHNOLOGY ONE	SOFTWARE SERVICES	\$ 8,178.45
13/12/2019	68670	TELSTRA (NETWORK INTEGRITY)	CANCELLED PAYMENT	\$ -
13/12/2019	68760	TENDERLINK.COM	TENDER ADVERTISING	\$ 165.00
19/12/2019	69026	TENDERLINK.COM	TENDER ADVERTISING	\$ 165.00
13/12/2019	68891	THE EQUINOX	FOOD AND REFRESHMENTS	\$ 60.00
5/12/2019	68613	THE GOOD EGG CAFE	VENUE HIRE AND CATERING	\$ 948.00
13/12/2019	68783	THE GOOD EGG CAFE	VENUE HIRE AND CATERING	\$ 4,590.50
19/12/2019	69038	THE GOOD EGG CAFE	VENUE HIRE AND CATERING	\$ 1,032.00
13/12/2019	68818	THE POD CONSULTANCY PTY LTD	BUSINESS COACHING	\$ 660.00
24/12/2019	69134	THE TRUSTEE FOR QI & ENG FAMILY TRUST	CATERING	\$ 355.20
19/12/2019	68993	THE URBAN COFFEE HOUSE	CATERING	\$ 351.00
19/12/2019	69061	THINK WATER DUNSBOROUGH	RETICULATION SERVICES	\$ 105.98
19/12/2019	69069	THOMAS ECKERT	PAYMENT CANCELLED	\$ -
5/12/2019	68625	THOMAS MCNALLY	BOND REFUND	\$ 100.00
13/12/2019	68811	TOLL TRANSPORT PTY LTD	COURIER SERVICES	\$ 332.82
19/12/2019	69054	TOLL TRANSPORT PTY LTD	COURIER SERVICES	\$ 272.04
19/12/2019	69047	TORC PTY LTD	VARIOUS SUPPLIES	\$ 53.09
13/12/2019	68887	TOTAL EDEN PTY LTD	RETICULATION SUPPLIES	\$ 374.49
19/12/2019	69093	TOTAL EDEN PTY LTD	RETICULATION SUPPLIES	\$ 12,402.06
13/12/2019	68924	TOTAL HORTICULTURAL SERVICES	LANDSCAPING SERVICES	\$ 10,978.66
19/12/2019	69045	TOTAL TOOLS	VARIOUS TOOLS AND SAFETY WEAR	\$ 1,176.00
13/12/2019	68830	TOWN TEAM MOVEMENT	CONSULTANCY SERVICES	\$ 5,500.00
13/12/2019	68942	T-QUIP	MOWER PARTS & SERVICE	\$ 398.10
13/12/2019	68929	TRADE HIRE	PLANT HIRE & EQUIPMENT SERVICES	\$ 8,766.34
13/12/2019	68647	TRAFFIC FORCE	TRAFFIC MANAGEMENT SERVICES	\$ 11,718.44
19/12/2019	68964	TRAFFIC FORCE	TRAFFIC MANAGEMENT SERVICES	\$ 1,232.00
13/12/2019	68791	TREADWELL GROUP PTY LTD	FIBREGLOSS GRATING AND FIXINGS	\$ 2,833.23
13/12/2019	68716	TROPHIES ON TIME	NAME BADGE SUPPLIER	\$ 73.50
13/12/2019	68751	TRUCK CENTRE (WA) PTY LTD	NEW VEHICLE PARTS & SERVICE	\$ 261.13
24/12/2019	69138	TRUCK CENTRE (WA) PTY LTD	NEW VEHICLE PARTS & SERVICE	\$ 210.21
19/12/2019	68997	TRUE BLUE TURF	TURF SERVICES	\$ 1,824.90
13/12/2019	68736	TRUE TRACK TRUCK ALIGNING	WHEEL ALIGNMENT SERVICES	\$ 220.00
19/12/2019	69005	TRUE TRACK TRUCK ALIGNING	WHEEL ALIGNMENT SERVICES	\$ 220.00
13/12/2019	68718	TYRECYCLE PTY LTD	TYRE RECYCLING	\$ 2,934.12
13/12/2019	68907	TYREPOWER BUSSELTON	PLANT TYRE SUPPLIER / REPAIRER	\$ 375.00
24/12/2019	69122	UFL AIRPORT SERVICES AUSTRALIA PTY LTD	AIRPORT FURNITURE	\$ 14,207.60
13/12/2019	68734	VALSPAR PAINT	PAINTING SUPPLIES	\$ 610.91
13/12/2019	68823	VEENS DESIGN GROUP	DESIGN SERVICES	\$ 6,269.15
19/12/2019	69053	VETERAN CAR CLUB OF WA INC	VETERAN CAR CLUB NEW CLUBHOUSE CONSTRUCTION	\$ 8,839.91
19/12/2019	69062	VIKING PLASTICS ENGINEERING PTY LTD	PLANTER BOX LINERS	\$ 8,294.05
13/12/2019	68673	WA EXTERNAL SOLUTIONS	GUTTER MAINTENANCE	\$ 290.05
24/12/2019	69121	WA EXTERNAL SOLUTIONS	GUTTER MAINTENANCE	\$ 770.00
13/12/2019	68686	WA NEWSPAPERS LIMITED	ADVERTISING SERVICES	\$ 633.50
13/12/2019	68913	WA RANGERS ASSOCIATION	TRAINING SERVICES	\$ 200.00
5/12/2019	68593	WA SHIRE COUNCILS	UNION FEES	\$ 358.76
19/12/2019	68958	WA SHIRE COUNCILS	UNION FEES	\$ 358.76
31/12/2019	69183	WA SHIRE COUNCILS	UNION FEES	\$ 358.76
13/12/2019	68948	WA TREASURY CORPORATION	LOAN REPAYMENTS	\$ 859,319.73
13/12/2019	68879	WA. HINO SALES & SERVICE	PLANT PURCHASES / SERVICES / PARTS	\$ 4,195.59
19/12/2019	69051	WALCON MARINE AUSTRALASIA PTY LTD	AWARD OF CONTRACT PORT GEOGRAPHE FINGER JETTY	\$ 4,478.10
13/12/2019	68646	WALGA	WALGA TRAINING SERVICES	\$ 8,000.00
19/12/2019	68962	WALGA	WALGA TRAINING SERVICES	\$ 2,668.00
19/12/2019	69032	WAYNE THIEL	TRANSPORT SERVICES	\$ 500.00
13/12/2019	68797	WE ARE FEEL GOOD AUSTRALIA PTY LTD	SUNSCREEN	\$ 1,810.00
13/12/2019	68653	WEATHERSAFE WA	CANVAS SERVICES	\$ 1,039.50
13/12/2019	68871	WESFARMERS - BLACKWOODS	FLEET CONSUMABLES & MAINTENANCE PARTS	\$ 985.29
19/12/2019	69087	WESFARMERS - BLACKWOODS	FLEET CONSUMABLES & MAINTENANCE PARTS	\$ 242.37
13/12/2019	68889	WESFARMERS KHG	GAS SERVICES	\$ 288.92
19/12/2019	69095	WESFARMERS KHG	GAS SERVICES	\$ 2,594.98
13/12/2019	68809	WESTBOOKS	LIBRARY RESOURCES	\$ 2,188.12
19/12/2019	69073	WESTERN DAIRY	BOND REFUND	\$ 500.00
13/12/2019	68877	WESTRAC P/L	PLANT PURCHASES / SERVICES / PARTS	\$ 6,371.45
5/12/2019	68603	WESTSIDE TILT TRAY SERVICE	ABANDONED CAR REMOVAL	\$ 165.00
13/12/2019	68695	WESTSIDE TILT TRAY SERVICE	ABANDONED CAR REMOVAL	\$ 165.00
13/12/2019	68740	WHITCOMBE DRAFTING SERVICES	CIVIL DESIGN AND DRAFTING	\$ 3,330.00
19/12/2019	69012	WHITCOMBE DRAFTING SERVICES	CIVIL DESIGN AND DRAFTING	\$ 1,920.00
13/12/2019	68690	WIGHT & EMMETT	GIFT VOUCHER-PRIZE FOR CoB SPONSORED EVENT	\$ 250.00
13/12/2019	68863	WINC AUSTRALIA PTY LTD	STATIONERY SUPPLIER	\$ 2,431.12
19/12/2019	69081	WINC AUSTRALIA PTY LTD	STATIONERY SUPPLIER	\$ 13.53
19/12/2019	69055	WIZARD TRAINING SOLUTIONS	TRAINING SERVICES	\$ 4,730.00
19/12/2019	69106	WMIL CONSULTANTS PTY LTD	CONSULTANCY SERVICES	\$ 1,353.00
5/12/2019	68633	WORK CLOBBER	PROTECTIVE CLOTHING SUPPLIER	\$ 4,277.50
13/12/2019	68884	WORK CLOBBER	PROTECTIVE CLOTHING SUPPLIER	\$ 2,992.00
19/12/2019	69092	WORK CLOBBER	PROTECTIVE CLOTHING SUPPLIER	\$ 324.00
13/12/2019	68709	WORK METRICS	HEALTH AND SAFETY SOFTWARE	\$ 220.00
5/12/2019	68637	WRIGHT EXPRESS AUSTRALIA PTY LTD (COLES)	COUNCIL & STAFF REFRESHMENTS	\$ 247.96
13/12/2019	68900	WRIGHT EXPRESS AUSTRALIA PTY LTD (COLES)	COUNCIL & STAFF REFRESHMENTS	\$ 1,139.47
19/12/2019	69101	WRIGHT EXPRESS AUSTRALIA PTY LTD (COLES)	COUNCIL & STAFF REFRESHMENTS	\$ 741.27
24/12/2019	69165	WRIGHT EXPRESS AUSTRALIA PTY LTD (COLES)	COUNCIL & STAFF REFRESHMENTS	\$ 1,357.74
13/12/2019	68729	YAHAVA KOFFEE WORKS WHOLESAL	TRAINING SERVICES	\$ 392.00
24/12/2019	69131	YAHAVA KOFFEE WORKS WHOLESAL	COFFEE PRODUCTS - GLC KIOSK	\$ 177.00
13/12/2019	68674	YALLINGUP COFFEE ROASTING COMPANY	CATERING SERVICES	\$ 55.00
19/12/2019	68977	YALLINGUP COFFEE ROASTING COMPANY	CATERING SERVICES	\$ 90.00

DATE	REF#	NAME	DESCRIPTION	AMOUNT
5/12/2019	68632	YALLINGUP RURAL BUSHFIRE BRIGADE	PETTY CASH REIMBURSEMENT	\$ 439.05
19/12/2019	69083	ZIPFORM PTY LTD	PRINTING SERVICES	\$ 740.60
19/12/2019	69056	ZOHO CORPORATION PTY LTD	SOFTWARE LICENCES	\$ 8,891.30
5/12/2019	68636	ZURICH AUSTRALIAN INSURANCE LTD	INSURANCE SERVICES	\$ 500.00
				<b>\$ 7,885,203.91</b>

TRUST ACCOUNT PAYMENTS DECEMBER 2019				
DATE	REF#	NAME	DESCRIPTION	AMOUNT
9/12/2019	7494	CITY OF BUSSELTON	VARIOUS REIMBURSEMENTS	\$ 584.25
9/12/2019	7495	CONSTRUCTION TRAINING FUND	BCITF LEVY	\$ 2,678.77
9/12/2019	7493	DEPARTMENT OF MINES, INDUSTRY REGULATION & SAFETY	BUILDING SERVICES LEVY	\$ 23,271.20
19/12/2019	7496	VALERIE KAIGG	REFUND PAYMENTS - SUNDRY	\$ 80.00
				<b>\$ 26,614.22</b>

INTERNAL PAYMENTS DECEMBER 2019				
DATE	REF#	NAME	DESCRIPTION	AMOUNT
1/11/2019	3973	ANZ BANK	BANK FEES - INCLUDED IN NOVEMBER LISTING	\$ -
30/11/2019	3975	A.N.Z. BANK - VISA CARD	CREDIT CARD PAYMENT	\$ 13,543.72
		A.N.Z. BANK - VISA CARD	STAFF SURVEY MORNING TEA OPS CREW	\$ 18.00
		A.N.Z. BANK - VISA CARD	STREET LIGHT RELOCATION - CAMMILLERI ST	\$ 497.92
		A.N.Z. BANK - VISA CARD	LUNCH PARKS & LEISURE AUSTRALIA AWARDS	\$ 15.10
		A.N.Z. BANK - VISA CARD	PARKING & MEALS LEISURE AUST AWARDS	\$ 146.23
		A.N.Z. BANK - VISA CARD	LUNCH DWER MEETING FREEHILL LAWYERS	\$ 64.10
		A.N.Z. BANK - VISA CARD	PARKING DWER MEETING FREEHILL LAWYERS	\$ 35.28
		A.N.Z. BANK - VISA CARD	ICLOUD STORAGE PLAN	\$ 1.49
		A.N.Z. BANK - VISA CARD	MORNING TEA STAFF SURVEY FEEDBACK	\$ 27.00
		A.N.Z. BANK - VISA CARD	BIKE FLEET MAINTENANCE SUPPLIES	\$ 99.75
		A.N.Z. BANK - VISA CARD	CIVIC RECEPTION BEVERAGES	\$ 205.00
		A.N.Z. BANK - VISA CARD	PARLIAMENT PARKING - MEETING	\$ 7.17
		A.N.Z. BANK - VISA CARD	DEPOSIT COUNCILLOR & SMG EOY FUNCTION	\$ 304.50
		A.N.Z. BANK - VISA CARD	PARKING LGCOG CONFERENCE HERVEY BAY	\$ 124.23
		A.N.Z. BANK - VISA CARD	ACCOMMODATION LGCOG CONFERENCE	\$ 232.88
		A.N.Z. BANK - VISA CARD	MEALS LGCOG CONFERENCE HERVEY BAY	\$ 101.00
		A.N.Z. BANK - VISA CARD	FUEL HIRE CAR LGCOG CONFERENCE	\$ 36.83
		A.N.Z. BANK - VISA CARD	ACCOMMODATION AIBS WA CHAPTER CONFERENCE	\$ 809.60
		A.N.Z. BANK - VISA CARD	ACCOMMODATION AIBS WA CHAPTER CONFERENCE	\$ 808.59
		A.N.Z. BANK - VISA CARD	ACCOMMODATION AIBS WA CHAPTER CONFERENCE	-\$ 34.41
		A.N.Z. BANK - VISA CARD	GLASS DISPLAY CABINET TERMINAL BUILDING	\$ 118.00
		A.N.Z. BANK - VISA CARD	TEAM PROJECT MANAGEMENT WEBSITE	\$ 69.01
		A.N.Z. BANK - VISA CARD	JETTY TOURIST PARK KITCHEN GOODS	\$ 100.00
		A.N.Z. BANK - VISA CARD	FACEBOOK SPONSORED ADDS FOR GLC	\$ 168.48
		A.N.Z. BANK - VISA CARD	FACEBOOK SPONSORED ADDS FOR NCC	\$ 45.00
		A.N.Z. BANK - VISA CARD	BUSSELTON JETTY TOURIST PARK DRAWER	\$ 199.00
		A.N.Z. BANK - VISA CARD	BUSSELTON JETTY TOURIST PARK DRAWER	\$ 298.00
		A.N.Z. BANK - VISA CARD	PHOENIX SOFTWARE MONTHLY SUBSCRIPTION	\$ 22.40
		A.N.Z. BANK - VISA CARD	PURE EUCALYPTUS OIL COMMERCIAL	\$ 287.92
		A.N.Z. BANK - VISA CARD	MONTHLY ARTWORK PURCHASES	\$ 1.03
		A.N.Z. BANK - VISA CARD	PRE-EMPLOYMENT MEDICAL	\$ 313.50
		A.N.Z. BANK - VISA CARD	FUEL	\$ 44.87
		A.N.Z. BANK - VISA CARD	LOCAL GOV WEEK CONFERENCE DINNER	\$ 887.39
		A.N.Z. BANK - VISA CARD	PARKING LOCAL GOV WEEK CONFERENCE	\$ 24.29
		A.N.Z. BANK - VISA CARD	ACCOMMODATION LGPA STATE CONFERENCE	\$ 643.43
		A.N.Z. BANK - VISA CARD	CPA AUSTRALIA MEMBERSHIP RENEWAL	\$ 720.00
		A.N.Z. BANK - VISA CARD	SSL CERTIFICATE BUSSELTON JETTY WEBSITE	\$ 132.87
		A.N.Z. BANK - VISA CARD	BAY TO BAY NEWSLETTER SUBSCRIPTION	\$ 286.47
		A.N.Z. BANK - VISA CARD	MEMBERSHIP LG PROFESSIONALS WA	\$ 69.00
		A.N.Z. BANK - VISA CARD	ICLOUD STORAGE PLAN	\$ 4.49
		A.N.Z. BANK - VISA CARD	10DD2541 USB3 EXTERNAL DRIVE ENCLOSURE	\$ 166.03
		A.N.Z. BANK - VISA CARD	DOMAIN NAME REGISTRATIONS	\$ 200.99
		A.N.Z. BANK - VISA CARD	LICENSE RENEWAL RAPIDPLAN	\$ 412.50
		A.N.Z. BANK - VISA CARD	10 X SAMSUNG RUGGED CASES	\$ 79.90
		A.N.Z. BANK - VISA CARD	BOARD MAGNETS TOOL SET & MARKER	\$ 335.73
		A.N.Z. BANK - VISA CARD	ONEDRIVE BUSINESS V2	\$ 180.84
		A.N.Z. BANK - VISA CARD	ACCOMMODATION ROCS2	\$ 808.00
		A.N.Z. BANK - VISA CARD	ACCOMMODATION NATIONAL RAP CONFERENCE	\$ 375.00
		A.N.Z. BANK - VISA CARD	ACCOMMODATION PARKS & LEISURE CONFERENCE	\$ 237.72
		A.N.Z. BANK - VISA CARD	PRE-EMPLOYMENT MEDICAL	\$ 353.10
		A.N.Z. BANK - VISA CARD	PRE-EMPLOYMENT MEDICAL ASSESSMENT	\$ 180.00
		A.N.Z. BANK - VISA CARD	ACCOMMODATION LG PROFESSIONALS WA CONFERENCE	\$ 728.64
		A.N.Z. BANK - VISA CARD	PRE-EMPLOYMENT MEDICAL ASSESSMENT	\$ 170.50
		A.N.Z. BANK - VISA CARD	LG PROFESSIONALS CONFERENCE ACCOMMODATION	\$ 890.56
		A.N.Z. BANK - VISA CARD	SIT STAND FOR ANTI-FATIGUE MAT	\$ 119.00
		A.N.Z. BANK - VISA CARD	FPAA BUSHFIRE PLANNING REGISTRATION	\$ 350.00
		A.N.Z. BANK - VISA CARD	CATERING OUT OF DISTRICT	\$ 19.80
24/12/2019	3999	ABLE PLANNING & PROJECT MANAGEMENT	REFUND OVERPAYMENT OF FEES	\$ 295.00
2/12/2019	3981	ANZ BANK	BANK FEES	\$ 6,398.76
5/12/2019	3982	ANZ BANK	BANK FEES	\$ 5,954.74
5/12/2019	3983	ANZ BANK	BANK FEES	\$ 176.98
5/12/2019	3985	ANZ BANK	BANK FEES	\$ 433.91
5/12/2019	3986	ANZ BANK	BANK FEES	\$ 361.59
30/11/2019	3976	CALTEX AUSTRALIA PETROLEUM PTY LTD	FUEL SERVICES	\$ 79,468.95
3/12/2019	3974	CITY OF BUSSELTON	PAYROLL AND SALARIES	\$ 772,488.43
17/12/2019	3977	CITY OF BUSSELTON	PAYROLL AND SALARIES	\$ 784,975.95
17/12/2019	3978	CITY OF BUSSELTON	PAYROLL AND SALARIES	\$ 2,256.27
17/12/2019	3990	CITY OF BUSSELTON	VARIOUS REIMBURSEMENTS	\$ 16.00
31/12/2019	4001	CITY OF BUSSELTON	PAYROLL AND SALARIES	\$ 750,544.58
31/12/2019	4002	CITY OF BUSSELTON	PAID FROM GL JANUARY 2020	\$ -

DATE	REF#	NAME	DESCRIPTION	AMOUNT
31/12/2019	4003	CITY OF BUSSELTON	PAYROLL AND SALARIES	\$ 5,224.38
16/12/2019	3988	COMMONWEALTH BANK	BANK FEES	\$ 522.20
3/12/2019	4004	COMMONWEALTH BANK	BANK FEES	\$ 5,085.63
23/12/2019	3996	DUNSBOROUGH FOOTBALL CLUB	REFUND OVERPAYMENT OF FEES	\$ 140.70
10/12/2019	3987	J BRYCE ZORZI	REFUND OVERPAYMENT OF FEES	\$ 100.00
23/12/2019	3994	IS WILSON	REFUND OF RATE OVERPAYMENT	\$ 1,315.00
24/12/2019	3998	L & JE EDWARDS	REFUND OVERPAYMENT OF FEES	\$ 1,056.00
2/12/2019	3979	LES MILLS ASIA PACIFIC	CONTRACT FEES GLC	\$ 573.71
2/12/2019	3980	LES MILLS ASIA PACIFIC	CONTRACT FEES GLC	\$ 478.09
24/12/2019	3997	MGC ARCHITECTS	REFUND OVERPAYMENT OF FEES	\$ 2,985.00
20/12/2019	3993	RIO TINTO	REFUND OF HALL & KEY DEPOSITS	\$ 500.00
20/12/2019	3992	SHEONA ROBINSON	REFUND OF RATE OVERPAYMENT	\$ 627.00
5/12/2019	3984	SJ & AI BLAKE	REFUND OF RATE OVERPAYMENT	\$ 524.00
31/12/2019	4000	T CHAPMAN & S CRISPE	REFUND OF RATE OVERPAYMENT	\$ 792.00
23/12/2019	3995	THE SHED COMPANY BUSSELTON	REFUND OVERPAYMENT OF FEES	\$ 147.00
19/12/2019	3991	THERAPY FOCUS	REFUND OVERPAYMENT OF FEES	\$ 36.00
11/12/2019	3989	THREADBOLD ARCHITECTURE	REFUND OVERPAYMENT OF FEES	\$ 581.82
				<b>\$ 2,437,603.41</b>



## 6.2 FINANCIAL ACTIVITY STATEMENTS - YEAR TO DATE AS AT 31 DECEMBER 2019

<b>STRATEGIC GOAL</b>	6. LEADERSHIP Visionary, collaborative, accountable
<b>STRATEGIC OBJECTIVE</b>	6.1 Governance systems, process and practices are responsible, ethical and transparent.
<b>SUBJECT INDEX</b>	Budget Planning and Reporting
<b>BUSINESS UNIT</b>	Financial Services
<b>REPORTING OFFICER</b>	Manager Financial Services - Paul Sheridan
<b>AUTHORISING OFFICER</b>	Director Finance and Corporate Services - Tony Nottle
<b>NATURE OF DECISION</b>	Executive: substantial direction setting, including adopting strategies, plans and policies (excluding local planning policies), tenders, setting and amending budgets, funding, donations and sponsorships, reviewing committee recommendations
<b>VOTING REQUIREMENT</b>	Simple Majority
<b>ATTACHMENTS</b>	Attachment A Investment Report December 2019   Attachment B Financial Activity Statement December 2019  

### OFFICER RECOMMENDATION

**That the Council receives the statutory financial activity statement reports for the period ending 31 December 2019, pursuant to Regulation 34(4) of the *Local Government (Financial Management) Regulations*.**

### **EXECUTIVE SUMMARY**

Pursuant to Section 6.4 of the *Local Government Act 1995* (the Act) and Regulation 34(4) of the *Local Government (Financial Management) Regulations 1996* (the Regulations), a local government is to prepare, on a monthly basis, a statement of financial activity that reports on the City's financial performance in relation to its adopted / amended budget.

This report has been compiled to fulfil the statutory reporting requirements of the Act and associated Regulations, whilst also providing the Council with an overview of the City's financial performance on a year to date basis for the period ending 31 December 2019.

### **BACKGROUND**

The Regulations detail the form and manner in which financial activity statements are to be presented to the Council on a monthly basis, and are to include the following:

- Annual budget estimates
- Budget estimates to the end of the month in which the statement relates
- Actual amounts of revenue and expenditure to the end of the month in which the statement relates
- Material variances between budget estimates and actual revenue/expenditure (including an explanation of any material variances)
- The net current assets at the end of the month to which the statement relates (including an explanation of the composition of the net current position)

Additionally, and pursuant to Regulation 34(5) of the Regulations, a local government is required to adopt a material variance reporting threshold in each financial year. At its meeting on 31 July 2019, the Council adopted (C1907/131) the following material variance reporting threshold for the 2019/20 financial year:

“That pursuant to Regulation 34(5) of the *Local Government (Financial Management) Regulations*, the Council adopts a material variance reporting threshold with respect to financial activity statement reporting for the 2019/20 financial year as follows:

- Variances equal to or greater than 10% of the year to date budget amount as detailed in the Income Statement by Nature and Type/Statement of Financial Activity report, however variances due to timing differences and/or seasonal adjustments are to be reported on a quarterly basis; and
- Reporting of variances only applies for amounts greater than \$25,000.”

#### **OFFICER COMMENT**

In order to fulfil statutory reporting requirements and to provide the Council with a synopsis of the City’s overall financial performance on a year to date basis, the following financial reports are attached hereto:

##### Statement of Financial Activity

This report provides details of the City’s operating revenues and expenditures on a year to date basis, by nature and type (i.e. description). The report has been further extrapolated to include details of non-cash adjustments and capital revenues and expenditures, to identify the City’s net current position; which reconciles with that reflected in the associated Net Current Position report.

##### Net Current Position

This report provides details of the composition of the net current asset position on a full year basis, and reconciles with the net current position as per the Statement of Financial Activity.

##### Capital Acquisition Report

This report provides full year budget performance (by line item) in respect of the following capital expenditure activities:

- Land and Buildings
- Plant and Equipment
- Furniture and Equipment
- Infrastructure

##### Reserve Movements Report

This report provides summary details of transfers to and from reserve funds, and associated interest earnings’ on reserve funds, on a full year basis.

Additional reports and/or charts are also provided as required to further supplement the information comprised within the statutory financial reports.

#### **Comments on Financial Activity to 31 December 2019**

The Statement of Financial Activity for the year to date as at 31 December 2019 shows an overall Net Current Position of \$24.7M as opposed to the amended budget of \$9.3M. The following summarises the major variances in accordance with Council’s adopted material variance reporting threshold that collectively make up the above difference:

Description	2019/20 Actual YTD	2019/20 Amended Budget YTD	2019/20 Amended Budget	2019/20 YTD Bud Variance	2019/20 YTD Bud Variance
	\$	\$	\$	%	\$
<b>Revenue from Ordinary Activities</b>					
1. Operating Grants, Subsidies and Contributions	2,773,545	2,195,978	4,977,647	26.30%	577,567
2. Non-Operating Grants, Subsidies and Contributions	2,183,887	4,106,042	23,804,690	(46.81%)	(1,922,155)
<b>Capital Revenue &amp; (Expenditure)</b>					
3. Land & Buildings	(1,466,968)	(5,350,853)	(8,475,358)	72.58%	3,883,885
Plant & Equipment	(726,928)	(2,290,500)	(4,855,350)	68.26%	1,563,572
Furniture & Equipment	(125,824)	(540,028)	(1,113,069)	76.70%	414,204
Infrastructure	(7,137,403)	(14,765,161)	(36,813,923)	51.66%	7,627,758
4. Proceeds from Sale of Assets	255,155	579,050	3,409,080	(55.94%)	(323,895)
5. Transfer to Restricted Assets	(438,247)	(30,054)	(60,100)	(1,358.20%)	(408,193)
6. Transfer from Restricted Assets	557,751	0	0	100%	557,751
7. Transfer from Reserves	1,232,906	1,657,906	33,992,705	(25.63%)	(425,000)

### Revenue from Ordinary Activities

Year to date (YTD) actual income from ordinary activities is \$1.16M more than expected when compared to the YTD amended budget, with the following items meeting the material variance reporting threshold:

- Operating Grants, Subsidies and Contributions are \$578K (net) better than amended budget. This variance is mainly due to the following:
  - Legal Fees Reimbursements (10500) (\$40K) – budget item included for a fine that was received in the 18/19 financial year. A budget amendment was processed to move a portion of the fine from retained earnings to a legal reserve, however a further budget amendment to remove this revenue item is still being investigated;
  - Human Resources Reimbursements (10521) \$37K - \$18K due to conference & training reimbursements not budgeted for sufficiently and \$19K received in workers comp reimbursements with all receipts budgeted in June;
  - Contributions to Airport Operations (11151) \$49K – received December but budgeted in June;
  - Environmental Management Administration (10830) \$172K – grant received for the Revitalizing Geographe Waterways Phase 2 project earlier than forecast;
  - Preventative Services CLAG (10925) \$30K – part of the operating grant received from Department of Health earlier than budgeted;
  - Protective burning and firebreaks reserve (10931) \$166K. This variance relates to receiving 50% grant awarded to the City under the mitigation activity fund (Emergency Services Levy) and will be subject to a Council report requesting that the 2019/20 budget be amended to reflect this additional income. Details of the cost codes for this amendment are being finalised;
  - Bushfire risk management planning (10942) DFES \$86K. This variance relates to the payment of grant in full for the bushfire risk planning coordinator position within the City of Busselton. This represents a timing difference between budget allocations (over 12 months), and actual funds received;
  - Fire Prevention DFES (10940) \$49K – this is due to a combination of receiving the quarterly ESL grant a month earlier than forecast (\$90K over), and not receiving the prior period grant acquittal adjustment that was forecast in October (\$41K under);

- Pre-Primary Building & Surrounds (B1503) \$30K – grant was budgeted to be received in June 2020, but was received in November 2019;
- Regional Waste Management Administration (11301) (\$32K) – annual budget of \$63K spread over 12 months, but no contributions have actually been invoiced or received YTD;
- Reimbursements Old Butter Factory (B1401 & B9610) \$193K – timing difference due to difficulties in predicting when LGIS would process the claims. Advice received in January that claims have been processed.

### Expenses from Ordinary Activities

Expenditure from ordinary activities is \$2.04M or 4.94% less than expected when compared to the amended YTD budget. No individual items exceed the variance reporting thresholds.

### Non-Operating Grants, Subsidies and Contributions

2. Non-Operating Grants, Subsidies and Contributions are less than budget by \$1.9M with the main items impacting on the above result being the timing of the receipt of funding which is also offset with less than anticipated capital expenditure at this time.

Cost Code	Cost Code Description	Variance YTD
<b><u>Finance and Corporate Services</u></b>		
10239	Contributions - Community Facilities	(382,986)
<b><u>Community and Commercial Services</u></b>		
C6099	Airport Development - Project Grant	477,978
<b><u>Planning and Development Services</u></b>		
B1015	Hithergreen District Bushfire Brigade	(465,200)
B1024	Wilyabrup Bushfire Brigade	(178,300)
B9109	Hithergreen Building Renovations	(34,446)
<b><u>Engineering and Works Services</u></b>		
C1512	Port Geographe Boat Ramp Renewal Works	(82,500)
C3113	Busselton Tennis Club - Infrastructure	80,000
C3168	Busselton Foreshore Jetty Precinct	(154,110)
C3186	Lou Weston Oval - Courts	(325,000)
F0019	College Avenue	72,000
S0035	Strelly Street / Barlee Street Roundabout	36,448
S0051	Causeway Road / Rosemary Drive Roundabout	(200,002)
S0064	Peel Terrace (Stanley Pl/Cammilleri St Intersection Upgrade)	(100,002)
S0069	Peel Terrace (Brown Street Intersection Upgrades)	(49,998)
S0071	Ludlow-Hithergreen Road Safety Improvements	(50,002)
S0072	Kaloorup Road - Reconstruct and Seal Shoulders	461,200
T0019	Wonnerup South Road - Reconstruct and Widening (narrow seal)	(312,270)
T0085	Yoongarillup Road - Reconstruct Intersection at Vasse H/Way	(105,000)
T0086	Yoongarillup Road - Reconstruct & Widen (Western Section)	(739,050)

**Capital Expenditure**

3. As at 31 December 2019, there is a variance of 58.8% or \$13.5M in total capital expenditure with YTD actual at \$9.5M against the YTD amended budget of \$22.3M.

The attachments to this report include detailed listings of all capital expenditure (project) items, however the main areas of variance are summarised as follows:

Cost Code	Cost Code Description	Variance YTD
<b>Land</b>		<b>(71,308)</b>
10370	Busselton Cemetery	(71,308)
<b>Buildings</b>		<b>3,883,885</b>
B9600	Old Vasse Lighthouse (budget amendment pending)	70,245
B9516	Busselton Library Upgrade	206,875
B9109	Hithergreen Building Renovations	34,446
B9407	Busselton Senior Citizens	501,462
B9511	ArtGeo Building (budget amendment pending)	(24,961)
B9517	GLC - Pool Relining (budget amendment pending)	25,002
B9556	NCC Upgrade	33,268
B9591	Performing Arts Convention Centre	36,553
B9596	GLC Building Improvements	155,990
B9604	Womens Change Facility Bovell	(48,330)
B9605	Energy Efficiency Initiatives (Various Buildings	66,972
B9606	King Street Toilets	33,333
B9610	Old Butter Factory	(46,529)
B9716 & B9717	Airport Terminals	2,878,642
B9808	Busselton Jetty Tourist Park Upgrade	48,024
<b>Plant &amp; Equipment</b>		<b>1,563,572</b>
10000	Members of Council	40,000
10250	Information & Communication Technology Services	35,000
10910	Building Services	35,000
11101	Engineering Services Administration	40,000
11156	Airport Development Operations (budget amendment pending)	(142,088)
11402	Plant Purchases (P10) (budget amendment pending)	945,000
11403	Plant Purchases (P11) (budget amendment pending)	265,369
11404	Plant Purchases (P12) (budget amendment pending)	320,000
<b>Furniture &amp; Office Equipment</b>		<b>414,204</b>
10250	Information & Communication Technology Services	308,370
10900	Cultural Planning	(59,572)
11156	Airport Development Operations	137,084
<b>Infrastructure By Class</b>		<b>7,628,787</b>
	Roads	1,506,866
	Bridges	124,000
	Car Parks	586,539
	Footpaths & Cycleways	283,339
	Parks, Gardens & Reserves	4,265,774
	Regional Airport & Industrial Park Infrastructure	31,664

Many of these items of under expenditure e.g. Main Roads construction works, also assists in explaining the above current YTD shortfall in Non-Operating Grants. In the main, many of these projects have yet to be completed and represent a timing difference.

#### **Proceeds from Sale of Assets**

4. There is a variance for the proceeds from sale of assets of -\$324K, due to timing in the changeover of vehicles.

#### **Transfer to Restricted Assets**

5. There is a variance in transfers to restricted assets of \$408K more than amended budget. The reason for this is as follows:
  - Transfer to deposits and bonds of \$44K as opposed to a budget of \$0. These funds do not have a budget allocation as they are not able to be reliably measured;
  - Interest earned on government grants of \$25K transferred to restricted cash, for which there was no budget allocated as it was expected that the grant would have been utilized by this stage;
  - Additional bonds of \$321K were received in relation to the next stage of the Dunsborough Lakes development.

#### **Transfer from Restricted Assets**

6. There is a variance in transfers from restricted assets of \$558K more than amended budget. The main reason for this is as follows:
  - Transfer from Roadwork Bonds of \$519K as opposed to a budget of \$0. These funds do not have a budget allocation as they are not able to be reliably measured.

#### **Transfer from Reserves**

7. There is a variance for transfer from reserves of \$425K less than amended budget. The reason for this is as follows:
  - Transfer from Jetty Maintenance Reserve of \$425K did not occur due to works not being undertaken on cost code C3497 (part of the Parks, Gardens & Reserves variance shown above), for the following reasons:
    - i. The previous expenditure figure was based on the 50 year plan.
    - ii. The 5 year structural review undertaken in 2019/2020 discovered that the Jetty was in better condition than forecast in the 50 year plan. Capital works planned for 2020 have been deferred to 2030.
    - iii. Requests for Tenders issued for maintenance works per the 5 year plan are to be awarded at the Council meeting on 29 January 2020.
    - iv. As a result budget figures have been revised for next the 5 financial years to reflect the 5 year plan.

#### **Investment Report**

Pursuant to the Council's Investment Policy, "a report is to be provided to the Council on a monthly basis, detailing the investment portfolio in terms of performance and counterparty percentage exposure of total portfolio. The report is also to provide details of investment income earned against budget, whilst confirming compliance of the portfolio with legislative and policy limits".

As at 31 December 2019, the value of the City's invested funds totalled \$81.48M, down from \$84.48M as at 30 November. The reduction is due to funds being transferred to the cheque account to meet ongoing normal operating costs.

During the month of November three term deposits totalling the amount of \$4.5M matured. These were renewed for a further 162 days at 1.51% on average.

The balance of the 11am account (an intermediary account which offers immediate access to the funds compared to the term deposits and a higher rate of return compared to the cheque account) reduced by \$3.0m with the funds being transferred to the cheque account to meet ongoing normal operating costs.

The balance of the Airport Development ANZ and WATC cash accounts remained steady.

The RBA announced no rate changes in December and January. Future movements are unknown at this time although further drops are possible in coming months.

#### **Chief Executive Officer – Corporate Credit Card**

Details of monthly (November to December) transactions made on the Chief Executive Officer's corporate credit card are provided below to ensure there is appropriate oversight and awareness of credit card transactions made.

<b>Date</b>	<b>\$ Amount</b>	<b>Payee</b>	<b>Description</b>
16-Dec-19	94.00	CHEEKY MONKEY BREWERY	+ CEO/MAYOR LUNCH WITH SHIRE OF AUG/MR
23-Dec-19	131.00	THE GOOD EGG CAFÉ	+ HOSPITALITY - CITY OF BUNBURY MEETING
23-Dec-19	3,585.18	CAVES HOUSE HOTEL	COUNCIL END OF YEAR FUNCTION
24-Dec-19	436.78	QANTAS	FLIGHTS - RCA BOARD MEETING (Mayor)
24-Dec-19	351.80	THE FIRESTATION	MAYORS LUNCHEON
27-Dec-19	426.99	VIRGIN AUSTRALIA	FLIGHTS - RCA BOARD MEETING (Mayor)
27-Dec-19	4.33	VIRGIN AUSTRALIA	BOOKING FEE

*\*Funds debited against CEO Annual Professional Development Allowance as per employment Contract Agreement*

*+ Allocated against CEO Hospitality Expenses Allowance*

#### **Statutory Environment**

Section 6.4 of the Act and Regulation 34 of the Regulations detail the form and manner in which a local government is to prepare financial activity statements.

#### **Relevant Plans and Policies**

There are no relevant plans or policies to consider in relation to this matter.

#### **Financial Implications**

Any financial implications are detailed within the context of this report.

#### **Stakeholder Consultation**

No external stakeholder consultation was required or undertaken in relation to this matter.

#### **Risk Assessment**

An assessment of the potential implications of implementing the officer recommendation has been undertaken using the City's risk management framework, with risks assessed taking into account any controls already in place. No risks of a medium or greater level have been identified.

#### **Options**

The Statements of Financial Activity are presented in accordance with Section 6.4 of the Act and Regulation 34 of the Regulations and are to be received. Council may wish to make additional resolutions as a result of having received these reports.

**CONCLUSION**

As at 31 December 2019, the City's financial performance is considered satisfactory.

**TIMELINE FOR IMPLEMENTATION OF OFFICER RECOMMENDATION**

Not applicable.





**CITY OF BUSSETON - INVESTMENT PERFORMANCE REPORT**  
For the month of December 2019



11am Bank Account As at 31 December 2019

INSTITUTION	RATE	AMOUNT
ANZ 11am At Call Deposit	0.70%	\$ 2,000,000

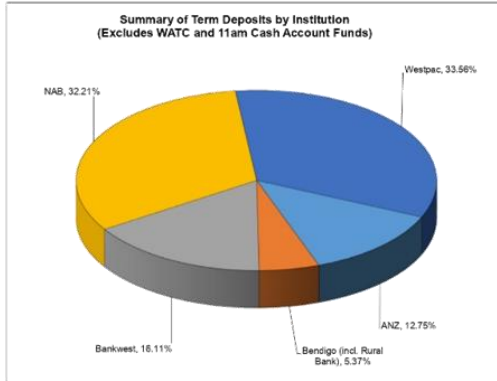
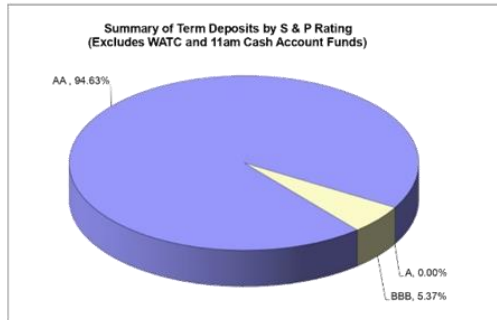
Term Deposits - Miscellaneous Funds As at 31 December 2019

INSTITUTION	RATING	DAYS	MATURITY	RATE	AMOUNT
NAB	AA	150	03-Jan-20	1.63%	\$ 2,000,000
Westpac	AA	184	12-Jan-20	2.20%	\$ 4,000,000
NAB	AA	184	24-Jan-20	1.90%	\$ 3,000,000
NAB	AA	91	10-Feb-20	1.58%	\$ 2,000,000
NAB	AA	150	21-Feb-20	1.67%	\$ 2,000,000
Westpac	AA	184	22-Feb-20	1.85%	\$ 1,500,000
Bankwest	AA	181	24-Feb-20	1.65%	\$ 4,000,000
Bankwest	AA	182	09-Mar-20	1.60%	\$ 4,000,000
Bankwest	AA	181	23-Mar-20	1.55%	\$ 4,000,000
Westpac	AA	182	24-Mar-20	1.75%	\$ 3,000,000
NAB	AA	182	24-Mar-20	1.66%	\$ 2,000,000
NAB	AA	180	01-Apr-20	1.59%	\$ 4,000,000
NAB	AA	183	10-Apr-20	1.58%	\$ 3,000,000
ANZ	AA	183	15-Apr-20	1.54%	\$ 3,500,000
Westpac	AA	122	17-Apr-20	1.48%	\$ 1,500,000
Westpac	AA	213	24-Apr-20	1.75%	\$ 4,000,000
ANZ	AA	213	24-Apr-20	1.62%	\$ 3,000,000
Bendigo	BBB	180	28-Apr-20	1.50%	\$ 3,000,000
Westpac	AA	274	06-May-20	2.10%	\$ 5,000,000
Westpac	AA	243	24-May-20	1.75%	\$ 4,000,000
ANZ	AA	243	24-May-20	1.62%	\$ 3,000,000
Westpac	AA	274	27-May-20	1.80%	\$ 2,000,000
NAB	AA	182	08-Jun-20	1.54%	\$ 2,000,000
Bendigo	BBB	183	09-Jun-20	1.50%	\$ 1,000,000
NAB	AA	274	24-Jun-20	1.63%	\$ 4,000,000

Total of Term Deposits \$ 74,500,000

Weighted Average Annual Rate of Return 1.70%

Investment Graphs



Airport Redevelopment Funds As at 31 December 2019

WA Treasury Corp. - Overnight Cash Deposit Facility	0.70%	\$ 3,480,908
WA Treasury Corp. - State Bonds	02-Sep-19	Matured

Total of Airport Redevelopment Funds - WATC \$ 3,480,908

Nil

Total of Airport Redevelopment Funds - Bank Term Deposits \$ -

ANZ Cash Account	AA	NA	NA	0.75%	\$ 1,502,785
------------------	----	----	----	-------	--------------

Total of Airport Redevelopment Funds - Other \$ 1,502,785

Total of Airport Redevelopment Funds \$ 4,983,694

Interest Received 2015/16	\$ 609,666
Interest Received 2016/17	\$ 1,158,623
Interest Received 2017/18	\$ 631,835
Interest Received 2018/19	\$ 121,836
Interest Received 2019/20	\$ 31,092
Interest Accrued but not yet Received	\$ 2,070
<b>Total Interest Airport Funds (Non-Reserve) at month's end</b>	<b>\$ 2,555,122</b>
Interest Transferred out and held in City Reserve Account 136	\$ 1,085,630
Interest Transferred out to Municipal Funds	\$ 19,608
Interest Earnt (incl. Accrued) on Funds Held in City Reserve A/c 136	\$ 63,489

(Note: Funds held with the WATC are in accordance with the Airport Redevelopment Funding Contract and the Foreshore Development Contract and are not held within the requirements of the City's Investment Policy 218)

Balance of Investments (\$millions)



SUMMARY OF ALL INVESTMENTS HELD

	As at 1 year ago	As at 30 June 2019	As at 31 December 2019
11am Bank Account	\$ 4,500,000	\$ 11,500,000	\$ 2,000,000
Term Deposits - Misc. Funds	\$ 69,500,000	\$ 54,000,000	\$ 74,500,000
Foreshore Development Funds - WATC	\$ 38,443	\$ -	\$ -
Airport Redevelopment - WATC Deposits	\$ 4,852,231	\$ 4,950,336	\$ 3,480,908
Airport Redevelopment - Bank Term Deposit	\$ -	\$ -	\$ -
Airport Redevelopment - ANZ Cash A/c	\$ 467,785	\$ 2,785	\$ 1,502,785
<b>Total of all Investments Held</b>	<b>\$ 82,957,650</b>	<b>\$ 70,453,122</b>	<b>\$ 81,483,694</b>

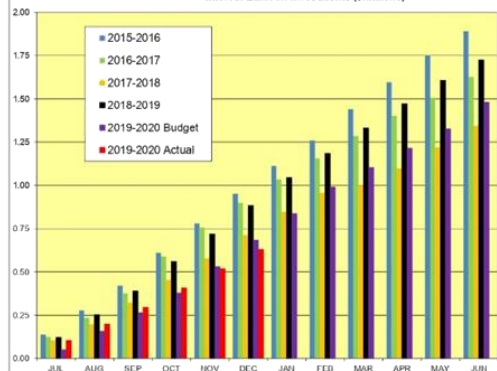
TOTAL INTEREST RECEIVED AND ACCRUED \$ 883,242 \$ 1,724,414 \$ 629,645  
INTEREST BUDGET \$ 591,882 \$ 1,182,760 \$ 683,675

(Note: Interest figures relate to City general funds only and does not include interest allocated to specific areas such as the Airport Redevelopment)

Statement of Compliance with Council's Investment Policy 218

1. All funds are to be invested within legislative limits.	Fully Compliant
2. All individual funds held within the portfolio are not to exceed a set percentage of the total portfolio value.	Fully Compliant
3. The amount invested based upon the Fund's Rating is not to exceed the set percentages of the total portfolio.	Fully Compliant
4. The amount invested based upon the Investment Horizon is not to exceed the set percentages of the total portfolio.	Fully Compliant

Interest Earnt on Investments (\$millions)



City of Busselton

Statement of Financial Activity

Year to Date As At 31 December 2019

	2019/2020 Actual	2019/2020 Amended Budget YTD	2019/2020 Original Budget YTD	2019/2020 Amended Budget	2019/2020 Original Budget	2019/20 YTD Bud (A) Variance %
	\$	\$	\$	\$	\$	%
<b>Revenue from Ordinary Activities</b>						
Rates	51,820,666	51,355,693	51,355,693	51,617,412	51,617,412	0.91%
Operating Grants, Subsidies and Contributions	2,773,545	2,195,978	2,145,289	4,977,647	4,926,958	26.30%
Fees & Charges	11,175,706	11,107,125	11,191,627	16,292,090	16,292,090	0.62%
Other Revenue	227,866	272,972	272,972	551,510	551,510	-16.52%
Interest Earnings	1,136,473	1,040,175	1,040,175	1,955,000	1,955,000	9.26%
	<b>67,134,256</b>	<b>65,971,943</b>	<b>66,005,756</b>	<b>75,393,659</b>	<b>75,342,970</b>	<b>1.76%</b>
<b>Expenses from Ordinary Activities</b>						
Employee Costs	(17,237,170)	(17,633,002)	(17,633,002)	(33,303,930)	(33,303,930)	2.24%
Materials & Contracts	(7,987,266)	(9,245,472)	(8,829,600)	(19,058,249)	(18,226,504)	13.61%
Utilities (Gas, Electricity, Water etc)	(1,186,590)	(1,406,730)	(1,406,730)	(2,774,257)	(2,774,257)	15.65%
Depreciation on non current assets	(11,503,771)	(11,566,480)	(11,566,480)	(22,870,222)	(22,870,222)	0.54%
Insurance Expenses	(730,708)	(691,084)	(691,084)	(733,960)	(733,960)	-5.73%
Other Expenditure	(1,503,223)	(1,813,450)	(1,813,450)	(4,995,811)	(4,920,811)	17.11%
Allocations	903,886	1,070,533	1,070,533	2,161,452	2,161,452	15.57%
	<b>(39,244,842)</b>	<b>(41,285,685)</b>	<b>(40,869,813)</b>	<b>(81,574,977)</b>	<b>(80,668,232)</b>	<b>4.94%</b>
<b>Borrowings Cost Expense</b>						
Interest Expenses	(656,579)	(656,469)	(656,469)	(1,273,688)	(1,273,688)	-0.02%
	<b>(656,579)</b>	<b>(656,469)</b>	<b>(656,469)</b>	<b>(1,273,688)</b>	<b>(1,273,688)</b>	<b>-0.02%</b>
Non-Operating Grants, Subsidies and Contributions	2,183,887	4,106,042	4,092,064	23,804,690	32,042,712	-46.81%
Profit on Asset Disposals	16,476	65,490	73,490	70,050	78,050	-74.84%
Loss on Asset Disposals	(51,489)	(28,468)	(33,068)	(147,269)	(161,135)	-80.87%
	<b>2,148,874</b>	<b>4,143,064</b>	<b>4,132,486</b>	<b>23,727,471</b>	<b>31,959,627</b>	<b>-48.13%</b>
<b>Net Result</b>	<b>29,381,709</b>	<b>28,172,853</b>	<b>28,611,960</b>	<b>16,272,465</b>	<b>25,360,677</b>	<b>4.29%</b>
<b>Adjustments for Non-cash Revenue &amp; Expenditure</b>						
Depreciation	11,503,771	11,566,480	11,566,480	22,870,222	22,870,222	
Donated Assets	0	(643,500)	(643,500)	(8,224,000)	(8,224,000)	
(Profit)/Loss on Sale of Assets	34,876	(37,022)	(40,422)	77,219	83,085	
Allocations & Other Adjustments	270,997	0	0	0	0	
Deferred Pensioner Movements (Non-current)	17,471	0	0	0	0	
Recording of Employee Benefit Provisions (NC)	0	0	0	0	0	
Deposit & Bonds Movements (cash backed NC)	(176,432)	0	0	0	0	
<b>Capital Revenue &amp; (Expenditure)</b>						
Land & Buildings	(1,466,968)	(5,350,853)	(8,709,387)	(8,475,358)	(18,097,358)	72.58%
Plant & Equipment	(726,928)	(2,290,500)	(3,357,998)	(4,855,350)	(4,493,000)	68.26%
Furniture & Equipment	(125,824)	(540,028)	(548,080)	(1,113,069)	(1,129,169)	76.70%
Infrastructure	(7,137,403)	(14,765,161)	(14,682,661)	(36,813,923)	(36,851,773)	51.66%
Proceeds from Sale of Assets	255,155	579,050	621,050	3,409,080	3,476,580	-55.94%
Proceeds from New Loans	50,000	0	0	150,000	150,000	0.00%
Self Supporting Loans - Repayment of Principal	39,796	37,753	37,753	76,055	76,055	5.41%
Total Loan Repayments - Principal	(1,690,930)	(1,689,174)	(1,689,174)	(3,297,412)	(3,297,412)	-0.10%
Repayment Capital Lease	0	0	(379,648)	0	(759,300)	0.00%
Advances to Community Groups	(50,000)	0	0	(150,000)	(150,000)	0.00%
Transfer to Restricted Assets	(438,247)	(30,054)	(30,054)	(60,100)	(60,100)	-1358.20%
Transfer from Restricted Assets	557,751	0	0	6,319,121	6,315,599	0.00%
Transfer to Reserves	(8,610,386)	(9,163,781)	(9,113,092)	(21,928,731)	(21,878,042)	6.04%
Transfer from Reserves	1,232,906	1,657,906	1,657,906	33,992,705	34,856,860	-25.63%
Opening Funds Surplus/ (Deficit)	1,751,076	1,751,076	1,751,076	1,751,076	1,751,076	
<b>Net Current Position - Surplus / (Deficit)</b>	<b>24,672,391</b>	<b>9,255,045</b>	<b>5,052,209</b>	<b>0</b>	<b>0</b>	

**City of Busselton**

**Net Current Position**

**Year to Date As At 31 December 2019**

	2019/20 Actual	2019/20 Amended Budget	2019/20 Original Budget	2018/19 Actual
	\$	\$	\$	\$
<b>NET CURRENT ASSETS</b>				
<b>CURRENT ASSETS</b>				
Cash - Unrestricted	8,261,796	646,604	646,604	3,204,485
Cash - Restricted	74,242,777	48,744,838	47,833,516	67,067,833
Sundry Debtors	1,959,678	1,800,000	1,800,000	1,809,547
Rates Outstanding - General	16,952,594	1,280,000	1,280,000	1,284,090
Stock on Hand	16,543	24,981	24,981	24,980
	<u>101,433,388</u>	<u>52,496,423</u>	<u>51,585,101</u>	<u>73,390,935</u>
<b>LESS: CURRENT LIABILITIES</b>				
Bank Overdraft	0	0	0	0
Sundry Creditors	2,518,220	3,751,585	3,751,585	4,572,026
Performance Bonds	2,767,078	2,943,510	2,943,510	2,943,510
	<u>5,285,298</u>	<u>6,695,095</u>	<u>6,695,095</u>	<u>7,515,536</u>
Current Position (inclusive of Restricted Funds)	96,148,090	45,801,328	44,890,006	65,875,399
Add: Cash Backed Liabilities (Deposits & Bonds)	2,767,078	2,943,510	2,943,510	2,943,510
Less: Cash - Restricted Funds	(74,242,777)	(48,744,838)	(47,833,516)	(67,067,833)
<b>NET CURRENT ASSET POSITION</b>	<u>24,672,391</u>	<u>0</u>	<u>0</u>	<u>1,751,076</u>

City of Busselton

Capital Acquisition Report

Property, Plant & Equipment, Infrastructure

For the Period Ended 31 December 2019

Description	2019/20 Actual	2019/20 Amended Budget YTD	2019/20 Original Budget YTD	2019/20 Amended Budget	2019/20 Original Budget	2019/20 Budget YTD Variance
	\$	\$	\$	\$	\$	%
<b>&gt;&gt; Property, Plant &amp; Equipment</b>						
<b>Land</b>						
10370 Busselton Cemetery	71,308	0	0	100,000	100,000	0.00%
10610 Property Services Administration	0	0	0	100,000	100,000	0.00%
	71,308	0	0	200,000	200,000	0.00%
<b>Buildings</b>						
<b>Major Projects</b>						
<b>Major Project - Busselton Foreshore</b>						
B9570 Foreshore East-Youth Precinct Community Youth Building/SLSC	0	5,000	5,000	10,000	10,000	-100.00%
B9584 Jetty Depot - Maintenance Compound	19,870	0	0	0	0	0.00%
B9600 Old Vasse Lighthouse	25,755	96,000	96,000	120,000	120,000	-73.17%
	45,625	101,000	101,000	130,000	130,000	-54.83%
<b>Major Project - Library Expansion</b>						
B9516 Busselton Library Upgrade	18,750	225,625	225,625	361,000	361,000	-91.69%
	18,750	225,625	225,625	361,000	361,000	-91.69%
<b>Major Project - Administration Building</b>						
B9010 Civic and Administration Centre Minor Upgrades	38,239	26,499	26,499	53,000	53,000	44.30%
	38,239	26,499	26,499	53,000	53,000	44.30%
<b>Buildings (Other)</b>						
B9109 Hithergreen Building Renovations	0	34,446	34,446	68,890	68,890	-100.00%
B9300 Aged Housing Capital Improvements - Winderlup	18,251	40,000	40,000	80,000	80,000	-54.37%
B9301 Aged Housing Capital Improvements - Harris Road	0	20,000	20,000	60,000	60,000	-100.00%
B9302 Aged Housing Capital Improvements - Winderlup Court (City)	5,070	0	0	151,000	151,000	0.00%
B9407 Busselton Senior Citizens	80,262	581,724	581,724	1,163,450	1,163,450	-86.20%
B9511 ArtGeo Building	41,413	16,452	16,452	32,900	32,900	151.72%
B9517 GLC - Pool Relining	0	25,002	25,002	50,000	50,000	-100.00%
B9534 Community Resource Centre	3,727	5,156	5,156	5,160	5,160	-27.71%
B9556 NCC Upgrade	64	33,332	33,332	50,000	50,000	-99.81%
B9588 Old Court House Building Upgrade	55,597	37,500	37,500	75,000	75,000	48.26%
B9591 Performing Arts Convention Centre	46,779	83,332	83,332	500,000	500,000	-43.86%
B9596 GLC Building Improvements	106,960	262,950	262,950	525,900	525,900	-59.32%
B9604 Womens Change Facility Bovell	90,174	41,844	41,844	83,685	83,685	115.50%
B9605 Energy Efficiency Initiatives (Various Buildings)	38,384	105,356	105,356	177,378	177,378	-63.57%
B9606 King Street Toilets	0	33,333	33,333	200,000	200,000	-100.00%
B9607 General Buildings Asset Renewal Allocation (Various Building)	44,073	33,334	33,334	100,000	100,000	32.22%
B9608 Demolition Allocation (Various Buildings)	4,500	8,334	8,334	25,000	25,000	-46.00%
B9609 GLC Stadium Expansion	0	15,000	15,000	30,000	30,000	-100.00%
B9610 Old Butter Factory	371,723	325,194	325,194	650,385	650,385	14.31%
B9716 Airport Terminal Stage 2	71,468	191,468	6,250,002	191,468	12,500,000	-62.67%
B9717 Airport Construction, Existing Terminal Upgrade	191,359	2,950,002	250,002	3,186,532	500,000	-93.51%
B9719 Busselton Works Depot - Toilets and Sewer	33,959	16,666	16,666	50,000	50,000	103.76%
B9808 Busselton Jetty Tourist Park Upgrade	89,280	137,304	137,304	274,610	274,610	-34.98%
	1,293,045	4,997,729	8,356,263	7,731,358	17,353,358	-74.13%
<b>Total Buildings</b>	<b>1,395,659</b>	<b>5,350,853</b>	<b>8,709,387</b>	<b>8,275,358</b>	<b>17,897,358</b>	<b>-73.92%</b>
<b>Plant &amp; Equipment</b>						
10000 Members of Council	0	40,000	40,000	40,000	40,000	-100.00%
10001 Office of the CEO	61,283	65,000	65,000	65,000	65,000	-5.72%
10115 Major Projects Administration	75,307	80,000	80,000	80,000	80,000	-5.87%
10200 Financial Services	38,427	40,000	40,000	40,000	40,000	-3.93%
10250 Information & Communication Technology Services	0	35,000	35,000	35,000	35,000	-100.00%
10510 Governance Support Services	0	0	0	40,000	40,000	0.00%
10521 Human Resources & Payroll	0	0	0	35,000	35,000	0.00%
10530 Community Services Administration	6,975	0	0	0	0	0.00%
10591 Geographie Leisure Centre	0	0	0	35,000	35,000	0.00%
10600 Busselton Jetty Tourist Park	0	16,000	16,000	16,000	16,000	-100.00%
10800 Planning Directorate Support	0	0	0	40,000	40,000	0.00%
10910 Building Services	0	35,000	35,000	70,000	70,000	-100.00%
10950 Animal Control	25,149	50,000	50,000	50,000	50,000	-49.70%
10980 Other Law, Order & Public Safety	75,448	55,000	55,000	55,000	55,000	37.18%

## City of Busselton

## Capital Acquisition Report

## Property, Plant &amp; Equipment, Infrastructure

## For the Period Ended 31 December 2019

Description	2019/20 Actual	2019/20 Amended Budget YTD	2019/20 Original Budget YTD	2019/20 Amended Budget	2019/20 Original Budget	2019/20 Budget YTD Variance
11101 Engineering Services Administration	0	40,000	40,000	40,000	40,000	-100.00%
11107 Engineering Services Design	5,250	4,500	4,500	9,000	9,000	16.67%
11150 Asset Management Administration	32,369	35,000	35,000	35,000	35,000	-7.52%
11151 Airport Operations	0	0	30,000	0	30,000	0.00%
11156 Airport Development Operations	142,088	0	0	1,482,350	0	0.00%
11401 Transport - Workshop	0	0	15,498	20,000	31,000	0.00%
11402 Plant Purchases (P10)	0	945,000	1,745,000	1,495,000	2,295,000	-100.00%
11403 Plant Purchases (P11)	264,631	530,000	562,000	628,000	632,000	-50.07%
11404 Plant Purchases (P12)	0	320,000	510,000	320,000	595,000	-100.00%
11406 Plant Purchases (P14)	0	0	0	40,000	40,000	0.00%
11407 P&E - P&G Smart Technologies	0	0	0	150,000	150,000	0.00%
11500 Operations Services Administration	0	0	0	35,000	35,000	0.00%
	726,928	2,290,500	3,357,998	4,855,350	4,493,000	-68.26%
<b>Furniture &amp; Office Equipment</b>						
10250 Information & Communication Technology Services	31,044	339,414	339,414	678,842	678,842	-90.85%
10530 Community Services Administration	0	12,000	12,000	12,000	12,000	-100.00%
10590 Naturaliste Community Centre	7,292	9,612	9,612	19,227	19,227	-24.14%
10591 Geographe Leisure Centre	5,000	16,500	16,500	33,000	33,000	-69.70%
10616 Winderup Villas Aged Housing	0	0	4,251	0	8,500	0.00%
10617 Harris Road Aged Housing	0	0	3,801	0	7,600	0.00%
10625 Art Geo Administration	10,000	10,000	10,000	10,000	10,000	0.00%
10900 Cultural Planning	59,572	0	0	55,000	55,000	0.00%
11156 Airport Development Operations	12,916	150,000	150,000	300,000	300,000	-91.39%
B1361 YCAB (Youth Precinct Foreshore)	0	2,502	2,502	5,000	5,000	-100.00%
	125,824	540,028	548,080	1,113,069	1,129,169	-76.70%
<b>Sub-Total Property, Plant &amp; Equipment</b>	<b>2,319,719</b>	<b>8,181,381</b>	<b>12,615,465</b>	<b>14,443,777</b>	<b>23,719,527</b>	<b>-71.65%</b>
<b>&gt;&gt; Infrastructure</b>						
<b>Major Project - Busselton Foreshore</b>						
C0053 Car Parking - Rear of Hotel Site 1	1,370	312,500	312,500	500,000	500,000	-99.56%
C0054 Barnard East Car Parking	0	36,290	36,290	79,180	79,180	-100.00%
C3094 Busselton Foreshore - Stage 3	101,445	118,536	118,536	237,082	237,082	-14.42%
C3112 Busselton Foreshore - Exercise Equipment	0	61,698	61,698	123,400	123,400	-100.00%
C3113 Busselton Tennis Club - Infrastructure	591,671	836,914	836,914	868,604	868,604	-29.30%
C3168 Busselton Foreshore Jetty Precinct	127,002	90,888	90,888	181,774	181,774	39.73%
C3182 Relocation of Veteran Car Club	109,638	105,071	105,071	109,640	109,640	4.35%
C3189 Fencing Possum Park Barnard East	163	11,250	11,250	30,000	30,000	-98.55%
C3206 Landscaping - Old Busselton Tennis Club Site	175	312,500	312,500	500,000	500,000	-99.94%
C3207 Barnard East Underground Power	0	76,197	76,197	166,250	166,250	-100.00%
C3208 Barnard East Landscaping	3,540	110,000	110,000	240,000	240,000	-96.78%
F0089 Barnard East Footpaths	0	41,818	41,818	91,240	91,240	-100.00%
	935,004	2,113,662	2,113,662	3,127,170	3,127,170	-55.76%
<b>Major Project - Administration Building</b>						
C0043 Administration Building Carpark	0	50,000	50,000	100,000	100,000	-100.00%
	0	50,000	50,000	100,000	100,000	-100.00%
<b>Major Project - Lou Weston Oval</b>						
C3186 Lou Weston Oval - Courts	94,503	627,800	627,800	1,883,400	1,883,400	-84.95%
	94,503	627,800	627,800	1,883,400	1,883,400	-84.95%
<b>Footpaths Construction</b>						
F0019 College Avenue	204,690	180,000	180,000	360,000	360,000	13.72%
F0051 Chester Way Dunsborough - New Footpath	70,654	49,998	49,998	100,000	100,000	41.31%
F0058 Amberley Loop PAW - Dunsborough	297	0	0	0	0	0.00%
F0066 Bussell Highway Footpath Sections	177,460	176,520	176,520	353,047	353,047	0.53%
F0080 Margaret St DUP Renewal	661	40,002	40,002	80,000	80,000	-98.35%
F0081 Windlemere Drive Dunsborough - New Path	193	73,500	73,500	147,000	147,000	-99.74%
F0082 King Street - New Path	3,572	90,000	90,000	180,000	180,000	-96.03%
F0083 Bell Drive - New Path Completing Missing Sections	38,957	26,004	26,004	52,000	52,000	49.81%
F0084 Thompson Way - New Path	1,491	18,504	18,504	37,000	37,000	-91.94%
F0085 Paterson Drive - New Footpath & Foot Bridge	193	38,358	38,358	76,720	76,720	-99.50%
F0086 Holgate Road Path - Renewal as per AMP	0	7,680	7,680	15,360	15,360	-100.00%
F0087 Sanctuary Grove Path - Renewal as per AMP	0	19,998	19,998	40,000	40,000	-100.00%
F0088 Ella Gladstone Drive Path - Renewal as per AMP	7,177	6,864	6,864	13,720	13,720	4.56%
F0090 DAIP - Disability Access	20,425	25,002	25,002	50,000	50,000	-18.31%

City of Busselton

Capital Acquisition Report

Property, Plant & Equipment, Infrastructure

For the Period Ended 31 December 2019

Description	2019/20 Actual	2019/20 Amended Budget YTD	2019/20 Original Budget YTD	2019/20 Amended Budget	2019/20 Original Budget	2019/20 Budget YTD Variance
F0091 Criterion Track Bovell Oval	17,768	8,886	8,886	17,768	17,768	99.96%
	543,537	761,316	761,316	1,522,615	1,522,615	-28.61%
<b>Drainage Construction - Street</b>						
D0009 Busselton LIA - Geocatch Drain Partnership WSUD Improvements	480	0	0	30,000	30,000	0.00%
D0017 Chain Avenue - Drainage Works	41,619	0	0	0	0	0.00%
D0020 Glenmeier Ramble Drainage Upgrade	0	25,350	25,350	50,700	50,700	-100.00%
D0021 Chugg Road Drainage Upgrade	1,920	50,004	50,004	100,000	100,000	-96.16%
D0022 West Street Drainage Improvements	5,947	6,276	6,276	12,551	12,551	-5.24%
	49,966	81,630	81,630	193,251	193,251	-38.79%
<b>Car Parking Construction</b>						
C0013 Yallingup Beach Car Park	75,199	33,234	33,234	66,472	66,472	126.27%
C0044 Meelup Coastal Nodes - Carpark upgrade	86,843	69,133	69,133	138,270	138,270	25.62%
C0050 Forth Street Groyne Carpark - Formalise and Seal	0	27,300	27,300	54,600	54,600	-100.00%
C0051 Vasse Oval Gravel Car Parking - Dawson (Eastern Side)	219	100,002	100,002	200,000	200,000	-99.78%
C0052 Vasse Kaloourp Oval Carpark Development	8,290	130,002	130,002	260,000	260,000	-93.62%
	170,552	359,671	359,671	719,342	719,342	-52.58%
<b>Bridges Construction</b>						
A0014 Bussell Highway - 0241	0	124,000	124,000	744,000	744,000	-100.00%
A0022 Yallingup Beach Road Bridge - 3347	0	0	0	700,000	700,000	0.00%
A0023 Kaloourp Road Bridge - 3381	0	0	0	138,000	138,000	0.00%
A0024 Boallia Road Bridge - 4854	0	0	0	138,000	138,000	0.00%
	0	124,000	124,000	1,720,000	1,720,000	-100.00%
<b>Cycleways Construction</b>						
F1005 End of Trip Facilities for Cyclists	1,260	17,502	17,502	35,000	35,000	-92.80%
F1021 Wayfinding for Cyclists	0	7,500	7,500	15,000	15,000	-100.00%
	1,260	25,002	25,002	50,000	50,000	-94.96%
<b>Townscape Construction</b>						
C1001 Queen Street Upgrade - Duchess to Kent Street	1,134	120,000	120,000	120,000	120,000	-99.05%
C1024 Dunsborough Road Access Improvements Stage 1	58,159	96,612	96,612	193,221	193,221	-39.80%
C1026 Townscape Works Dunsborough	4,406	261,504	261,504	523,000	523,000	-98.32%
	63,700	478,116	478,116	836,221	836,221	-86.68%
<b>Boat Ramps Construction</b>						
C1502 Old Dunsborough Boat Ramp Finger Jetty	1,800	10,000	10,000	10,000	10,000	-82.00%
C1503 Quindalup Sea Rescue Boat Ramp	0	10,000	10,000	10,000	10,000	-100.00%
C1504 Abbey Boat Ramp Upgrade	0	10,000	10,000	10,000	10,000	-100.00%
C1512 Port Geographe Boat Ramp Renewal Works	456,731	235,404	235,404	470,810	470,810	94.02%
	458,531	265,404	265,404	500,810	500,810	72.77%
<b>Depot Construction</b>						
C2006 Depot Washdown Facility Upgrades	0	41,250	41,250	82,500	82,500	-100.00%
	0	41,250	41,250	82,500	82,500	-100.00%
<b>Beach Restoration</b>						
C2504 Groyne Construction	0	11,376	11,376	22,754	22,754	-100.00%
C2512 Sand Re-Nourishment	239,105	150,868	150,868	259,240	259,240	58.49%
C2520 Coastal Protection Works	12,754	27,498	27,498	55,000	55,000	-53.62%
C2523 Broadwater Beach Coastal Protection Stage 1 of 4	72,105	51,678	51,678	403,355	403,355	39.53%
C2524 Wonnerup Coastal Defence (Groyne)	3,321	0	0	0	0	0.00%
C2525 Wonnerup Groynes 3, 5, & 6	143,696	67,998	67,998	136,000	136,000	111.32%
C2526 Baudin/ Wonnerup Groynes	9,660	144,210	144,210	288,419	288,419	-93.30%
C2527 Storm Damage Renewal of Infrastructure	0	5,844	5,844	11,692	11,692	-100.00%
C2528 Craig Street Groyne and Sea Wall	167,724	42,102	42,102	84,209	84,209	298.37%
	648,364	501,574	501,574	1,260,669	1,260,669	29.27%

City of Busseton

Capital Acquisition Report

Property, Plant & Equipment, Infrastructure

For the Period Ended 31 December 2019

Description	2019/20 Actual	2019/20 Amended Budget YTD	2019/20 Original Budget YTD	2019/20 Amended Budget	2019/20 Original Budget	2019/20 Budget YTD Variance
<b>Parks, Gardens &amp; Reserves</b>						
C3007 Park Furniture Replacement - Replace aged & unsafe Equip	4,846	15,000	15,000	30,000	30,000	-67.70%
C3017 Bovell Park - Upgrade Lighting	62,442	36,048	36,048	72,100	72,100	73.22%
C3024 Dunsborough Oval - Lighting Upgrade	43,102	27,498	27,498	55,000	55,000	56.75%
C3046 Dunsborough - BMX / Skatebowl	581	5,000	5,000	5,000	5,000	-88.39%
C3048 BBQ Placement and Replacement	128	11,250	11,250	15,000	15,000	-98.86%
C3066 West Swim Jetty	0	20,000	20,000	20,000	20,000	-100.00%
C3096 Yallingup Park - Upgrades	7,768	14,000	14,000	14,000	14,000	-44.51%
C3103 Youth Skate Park	0	15,000	15,000	15,000	15,000	-100.00%
C3116 Dawson Park (McIntyre St Pos)	0	0	0	110,000	110,000	0.00%
C3122 Rails to Trails - Continuation of Implementation Plan	123,201	69,336	69,336	544,757	544,757	77.69%
C3136 Vasse Oval Kaloorup - Grassing of Existing Oval	1,473	120,000	120,000	120,000	120,000	-98.77%
C3145 Churchill Park	25,885	41,718	41,718	533,439	533,439	-37.95%
C3146 Dunsborough Town Centre/ Foreshore	1,162	15,000	15,000	15,000	15,000	-92.25%
C3158 Port Geographe - Casurina Replacements on Layman Road	17,664	8,832	8,832	17,664	17,664	100.00%
C3159 Port Geographe - Burgee Cove (Western Side of Bridge)	27,656	20,752	20,752	24,000	24,000	33.27%
C3160 Port Geographe - Reticulated POS at Layman Road	15,842	17,500	17,500	17,500	17,500	-9.47%
C3163 Port Geographe - Outstanding Minor Repairs	14,999	7,500	7,500	15,000	15,000	99.99%
C3166 Vasse River Foreshore - Bridging to Bridge	25,956	54,702	54,702	109,399	109,399	-52.55%
C3176 Geographe Bay Road (Earnshaw) Coastal Fencing Renewal	1,503	0	0	10,000	10,000	0.00%
C3177 Shade Sail Program Dawson Park/ Cloisters	46,923	50,000	50,000	50,000	50,000	-6.15%
C3187 Port Geographe Reticulation Upgrades	3,874	33,414	33,414	66,823	66,823	-88.40%
C3192 Foreshore Renewal HighStreet to CareyStreet	0	26,000	26,000	26,000	26,000	-100.00%
C3193 Cricket Wicket Renewal	9,939	6,498	6,498	13,000	13,000	52.95%
C3194 Meelup Regional Park - Capital Projects	0	0	0	163,000	163,000	0.00%
C3195 Centennial Park (West of Banks Ave) - Lighting Renewal	0	4,998	4,998	10,000	10,000	-100.00%
C3196 Centennial Park (West of Banks Av) - Renewal of Beach Shower	8,495	4,998	4,998	10,000	10,000	69.98%
C3197 Riverbank POS - Renewal of Riverbank Platform	8,780	0	0	10,000	10,000	0.00%
C3198 Vasse SAR Area General Improvements to the Area	18,517	0	0	25,000	25,000	0.00%
C3199 Vasse SAR Area Installation of Shade Sails	0	25,000	25,000	25,000	25,000	-100.00%
C3200 Provence SAR Area General Improvements to the Area	0	0	0	75,000	75,000	0.00%
C3201 Port Geographe - Stage 3 Reticulation Upgrade	25,303	75,000	75,000	150,000	150,000	-66.26%
C3202 Port Geographe Street Light Replacement	0	0	0	50,000	50,000	0.00%
C3203 Port Geographe General Improvements/ Foreshore	267	0	0	30,000	30,000	0.00%
C3204 Port Geographe Eastern Side of Footbridge Landscaping Upgrad	0	0	0	20,000	20,000	0.00%
C3205 Port Geographe Native Planting area in front Sensations cafe	264	0	0	15,000	15,000	0.00%
C3209 Busseton Town Centre CBD	0	15,000	15,000	15,000	15,000	-100.00%
C3210 McBride Park - POS Upgrade	0	0	0	32,538	32,538	0.00%
C3211 Tuilsh St (Geographe Bay Road) - POS Upgrade	0	0	0	90,332	90,332	0.00%
C3212 Siesta Park -Beach Access- POS Upgrade	0	0	0	13,056	13,056	0.00%
C3213 Cabarita Road - POS Upgrade	0	0	0	100,000	100,000	0.00%
C3214 Kingsford Road - POS Upgrade	0	0	0	150,653	150,653	0.00%
C3215 Monash Way - POS Upgrade	0	0	0	167,174	167,174	0.00%
C3216 Wagon Road - POS Upgrade	0	0	0	167,174	167,174	0.00%
C3217 Limestone Quarry - POS Upgrade	0	0	0	167,174	167,174	0.00%
C3218 Dolphin Road - POS Upgrade	0	0	0	91,000	91,000	0.00%
C3219 Kingfish/ Costello - POS Upgrade	0	0	0	91,000	91,000	0.00%
C3220 Quindalup Old Tennis Courts Site - POS Upgrade	0	0	0	149,587	149,587	0.00%
C3221 Cape Naturalise - POS Upgrade	0	0	0	167,392	167,392	0.00%
C3222 King St Reserve Park - POS Upgrade	0	0	0	147,348	147,348	0.00%
C3497 Busseton Jetty - Capital Expenditure	104,343	850,000	850,000	1,700,000	1,700,000	-87.72%
	600,913	1,590,044	1,590,044	5,731,110	5,731,110	-62.21%
<b>Airport Construction</b>						
C6025 Installation of Bird Netting	74,823	0	0	185,240	185,240	0.00%
	74,823	0	0	185,240	185,240	0.00%
<b>Cemetery Capital Works</b>						
C1604 Pioneer Cemetery Infrastructure Upgrades	8,189	25,212	25,212	50,425	50,425	-67.52%
C1605 Busseton Cemetery Infrastructure Upgrades	950	40,000	40,000	40,000	40,000	-97.63%
C1608 Dunsborough Cemetery - Car Park & Internal Upgrades	239	74,000	74,000	74,000	74,000	-99.68%
C1609 Pioneer Cemetery - Implement Conservation Plan	13,500	0	0	20,000	20,000	0.00%
C1610 Dunsborough Cemetery	0	20,000	20,000	20,000	20,000	-100.00%
	22,878	159,212	159,212	204,425	204,425	-85.63%
<b>Beach Front Infrastructure Works</b>						
C1758 Beach Access Stairs - Bay View Crescent	0	9,954	9,954	19,910	19,910	-100.00%
C1760 King Street Reserve - Park Upgrade (Coastal Node)	0	35,748	35,748	71,499	71,499	-100.00%
C1761 Geographe Bay Road (Seagrott Road) Beach Access Renewal	0	12,500	12,500	25,000	25,000	-100.00%
	0	58,202	58,202	116,409	116,409	-100.00%

City of Busselton

Capital Acquisition Report

Property, Plant & Equipment, Infrastructure

For the Period Ended 31 December 2019

Description	2019/20 Actual	2019/20 Amended Budget YTD	2019/20 Original Budget YTD	2019/20 Amended Budget	2019/20 Original Budget	2019/20 Budget YTD Variance
<b>Aged Housing - Infrastructure Works</b>						
C3451 Aged Housing Infrastructure (Upgrade)	0	12,000	12,000	12,000	12,000	-100.00%
	0	12,000	12,000	12,000	12,000	-100.00%
<b>Sanitation Infrastructure</b>						
C3479 Vidler Road Waste Site Capital Improvements	29,209	194,238	194,238	388,480	388,480	-84.96%
C3481 Transfer Station Development	8,874	227,256	227,256	454,510	454,510	-96.09%
C3485 Site Rehabilitation - Busselton	2,805	500,004	500,004	1,000,000	1,000,000	-99.44%
C3487 Site Rehabilitation - Dunsborough	0	750,000	750,000	1,500,000	1,500,000	-100.00%
	40,888	1,671,498	1,671,498	3,342,990	3,342,990	-97.55%
<b>Airport Development</b>						
C6087 Airport Construction Stage 2, Landside Civils & Services Inf	8,850	0	0	0	0	0.00%
C6091 Airport Construction Stage 2, Noise Management Plan	0	434,778	434,778	869,550	869,550	-100.00%
C6092 Airport Construction Stage 2, Airfield	6,200	0	0	0	0	0.00%
C6099 Airport Development - Project Expenses	110,418	596,118	596,118	1,066,760	1,187,110	-81.48%
	125,468	1,030,896	1,030,896	1,936,310	2,056,660	-87.83%
<b>Main Roads</b>						
S0035 Strelly Street / Barlee Street Roundabout	141,128	8,130	8,130	16,259	16,259	1635.89%
S0051 Causeway Road / Rosemary Drive Roundabout	1,465	703,338	703,338	1,406,680	1,406,680	-99.79%
S0064 Peel Terrace (Stanley Pl/Cammilleri St Intersection Upgrade)	492	212,958	212,958	425,912	425,912	-99.77%
S0068 Georgiana Molloy Bus Bay Facilities	10,848	0	0	0	0	0.00%
S0069 Peel Terrace (Brown Street Intersection Upgrades)	205	122,922	122,922	245,849	245,849	-99.83%
S0070 Peel & Queen Street Roundabout Service Relocation	0	375,000	375,000	750,000	750,000	-100.00%
S0071 Ludlow-Hithergreen Road Safety Improvements	535,868	96,084	96,084	576,500	576,500	457.71%
S0072 Kaloorup Road - Reconstruct and Seal Shoulders	1,680	105,000	105,000	420,000	420,000	-98.40%
S0317 Naturaliste Terrace Asphalt Overlay	45,291	0	0	0	0	0.00%
S0321 Yoongarillup Road - Second Coat Seal	0	25,500	25,500	51,000	51,000	-100.00%
S0322 Wonnerup East Road - Prune re-Shoulder an Reseal	1,379	64,506	64,506	129,000	129,000	-97.86%
S0323 Piggot Road - Second Coat Seal	0	6,510	6,510	13,000	13,000	-100.00%
S0324 Georgette Street - Reconstruction & Kerbs	0	33,504	33,504	67,000	67,000	-100.00%
S0325 Hansen Road - Asphalt Overlay & Kerbing	6,832	33,012	33,012	66,000	66,000	-79.00%
S0326 Pries Road - Gravel Resheet	4,949	6,630	6,630	13,250	13,250	-25.36%
S0327 Florence Road - Gravel Resheet	0	6,396	6,396	12,783	12,783	-100.00%
	750,237	1,799,490	1,799,490	4,193,233	4,193,233	-58.31%
<b>Roads to Recovery</b>						
T0019 Wonnerup South Road - Reconstruct and Widening (narrow seal)	53,883	312,270	312,270	624,535	624,535	-82.74%
T0085 Yoongarillup Road - Reconstruct Intersection at Vasse H/Way	4,858	105,000	105,000	210,000	210,000	-95.37%
T0086 Yoongarillup Road - Reconstruct & Widen (Western Section)	13,871	739,056	739,056	1,478,100	1,478,100	-98.12%
	72,612	1,156,326	1,156,326	2,312,635	2,312,635	-93.72%
<b>Black Spot</b>						
V0002 Eastern Link - Busselton Traffic Study	1,085,408	0	0	2,500,000	2,500,000	0.00%
V0003 Roundabout to Eastern Link Bridge	0	0	0	300,000	300,000	0.00%
V0004 Eastern Link Shared Path & Environmental Offsets	770	0	0	200,000	200,000	0.00%
V0005 Eastern Link Ford Road Environmental Approvals	94,770	0	0	150,000	150,000	0.00%
	1,180,948	0	0	3,150,000	3,150,000	0.00%
<b>Council Roads Initiative</b>						
W0003 Franklin Road - Gravel Resheet	19,347	17,502	17,502	35,000	35,000	10.54%
W0015 Gale Road - Reconstruction (50% Council)	4,830	15,000	15,000	30,000	30,000	-67.80%
W0055 Lindberg Road	29,983	9,318	9,318	18,641	18,641	221.78%
W0061 Wilyabrup Road	87	0	0	0	0	0.00%
W0067 Ford Road Reconstruct and Asphalt Overlay	2,769	145,002	145,002	290,000	290,000	-98.09%
W0084 Vasse Yallingup Siding Road	18,409	23,986	10,008	33,991	20,013	-23.25%
W0091 Caribunup South Road - Gravel Resheet	12,864	9,402	9,402	18,800	18,800	36.82%
W0094 Fairway Drive - Intersection Works	220,748	135,000	135,000	270,000	270,000	63.52%
W0114 Wonnerup South Road - Reconstruct and Widening (narrow seal)	50,738	352,728	352,728	705,465	705,465	-85.62%
W0126 Gulberti Road - Gravel Resheet	39,344	30,000	30,000	60,000	60,000	31.15%
W0176 Signage (Alternate CBD Entry)	152	7,998	7,998	16,000	16,000	-98.10%
W0195 Yallingup Beach Road	43,039	0	0	0	0	0.00%
W0216 Fredrick Street Partial Reconstruction	1,440	19,998	19,998	40,000	40,000	-92.80%
W0224 Jones Way Asphalt Overlay	93,619	37,092	37,092	74,182	74,182	152.40%



## City of Busselton

## Capital Acquisition Report

## Property, Plant &amp; Equipment, Infrastructure

## For the Period Ended 31 December 2019

Description	2019/20 Actual	2019/20 Amended Budget YTD	2019/20 Original Budget YTD	2019/20 Amended Budget	2019/20 Original Budget	2019/20 Budget YTD Variance
W0227 William Drive - Asphalt Overlay, Kerb & Drainage	104,305	85,992	85,992	171,992	171,992	21.30%
W0230 Short Street - Asphalt Overlay & Kerb	18,371	33,504	33,504	67,000	67,000	-45.17%
W0231 Carey Street - Asphalt Overlay & Kerb	931	87,504	87,504	175,000	175,000	-98.94%
W0232 Stanley Street - Asphalt Overlay, Kerbing & Parking	375	73,506	73,506	147,000	147,000	-99.49%
W0233 Centurion Way - Asphalt Overlay & Kerbing	94,965	65,004	65,004	130,000	130,000	46.09%
W0234 King Street - Reconstruction, Drainage & Asphalt Overlay	11,190	259,002	259,002	518,000	518,000	-95.68%
W0235 Eagle Place - Asphalt Overlay & Kerbing	23,366	16,002	16,002	32,000	32,000	46.02%
W0236 Achurch Place - Asphalt Overlay & Kerbing	55,931	45,012	45,012	90,000	90,000	24.26%
W0237 Hovesa Crescent - Asphalt Overlay, Kerb & Intersection Works	318,024	108,000	108,000	216,000	216,000	194.47%
W0238 Sutton Way - Asphalt Overlay & Kerb	54,805	35,496	35,496	71,000	71,000	54.40%
W0239 Silverglen Avenue - Asphalt Overlay, Kerb & Drainage	25,148	19,992	19,992	40,000	40,000	25.79%
W0240 Metricup Yelverton Road - Gravel Resheet	260	28,500	28,500	57,000	57,000	-99.09%
W0241 Hemsley Road - Gravel Resheet	29,837	21,006	21,006	42,000	42,000	42.04%
W0242 Doyle Road - Gravel Resheet	27,081	10,998	10,998	22,000	22,000	146.23%
W0243 Alfred Road - Gravel Resheet	848	25,002	25,002	50,000	50,000	-96.61%
W0244 Koorabin Drive - Reconstruction & Intersection	420	72,000	72,000	144,000	144,000	-99.42%
W0245 Wilson Avenue Quindalup	0	68,522	0	68,522	0	-100.00%
	1,303,222	1,858,068	1,775,568	3,633,593	3,551,093	-29.86%
<b>Sub-Total Infrastructure</b>	<b>7,137,403</b>	<b>14,765,161</b>	<b>14,682,661</b>	<b>36,813,923</b>	<b>36,851,773</b>	<b>-51.66%</b>
<b>Grand Total - Capital Acquisitions</b>	<b>9,457,122</b>	<b>22,946,542</b>	<b>27,298,126</b>	<b>51,257,700</b>	<b>60,571,300</b>	

**City of Busselton**

**Reserves Movement Report**

For The Period Ending 31 December 2019

	2019/2020 Actual	2019/2020 Amended Budget YTD	2019/2020 Original Budget YTD	2019/2020 Amended Budget	2019/2020 Original Budget	2018/2019 Actual
	\$	\$	\$	\$	\$	\$
<b>100 Airport Infrastructure Renewal Reserve</b>						
Accumulated Reserves at Start of Year	1,821,552.89	1,821,552.89	1,821,552.89	1,821,552.89	1,821,552.89	1,325,501.46
Interest transfer to Reserves	15,974.02	20,274.00	20,274.00	40,548.00	40,548.00	41,231.55
Transfer from Muni	0.00	0.00	0.00	0.00	0.00	536,450.00
Transfer to Muni	0.00	0.00	0.00	(135,250.00)	(156,250.00)	(81,630.12)
	<u>1,837,526.91</u>	<u>1,841,826.89</u>	<u>1,841,826.89</u>	<u>1,726,850.89</u>	<u>1,705,850.89</u>	<u>1,821,552.89</u>
<b>136 Airport Marketing and Incentive Reserve</b>						
Accumulated Reserves at Start of Year	3,396,150.77	3,396,150.77	3,396,150.77	3,396,150.77	3,396,150.77	1,583,014.10
Interest transfer to Reserves	31,326.98	37,806.00	37,806.00	75,612.00	75,612.00	77,306.67
Transfer from Muni	194,100.00	194,100.00	194,100.00	526,416.00	526,416.00	1,735,830.00
Transfer to Muni	0.00	0.00	0.00	(1,360,230.00)	(1,360,230.00)	0.00
	<u>3,621,577.75</u>	<u>3,628,056.77</u>	<u>3,628,056.77</u>	<u>2,637,948.77</u>	<u>2,637,948.77</u>	<u>3,396,150.77</u>
<b>143 Airport Noise Mitigation Reserve</b>						
Accumulated Reserves at Start of Year	890,709.89	890,709.89	890,709.89	890,709.89	890,709.89	0.00
Interest transfer to Reserves	7,807.18	9,918.00	9,918.00	19,836.00	19,836.00	21,159.89
Transfer from Muni	0.00	0.00	0.00	0.00	0.00	869,550.00
Transfer to Muni	0.00	0.00	0.00	(869,550.00)	(869,550.00)	0.00
	<u>898,517.07</u>	<u>900,627.89</u>	<u>900,627.89</u>	<u>40,995.89</u>	<u>40,995.89</u>	<u>890,709.89</u>
<b>147 Airport Development Reserve</b>						
Interest transfer to Reserves	449.46	0.00	0.00	0.00	0.00	0.00
Transfer from Muni	82,944.00	82,944.00	82,944.00	165,882.00	165,882.00	0.00
Transfer to Muni	0.00	0.00	0.00	(165,882.00)	(165,882.00)	0.00
	<u>83,393.46</u>	<u>82,944.00</u>	<u>82,944.00</u>	<u>0.00</u>	<u>0.00</u>	<u>0.00</u>
<b>148 Airport Existing Terminal Building Reserve</b>						
Accumulated Reserves at Start of Year	39,882.21	39,882.21	39,882.21	39,882.21	39,882.21	0.00
Interest transfer to Reserves	349.56	444.00	444.00	888.00	888.00	882.21
Transfer from Muni	0.00	0.00	0.00	0.00	0.00	39,000.00
	<u>40,231.77</u>	<u>40,326.21</u>	<u>40,326.21</u>	<u>40,770.21</u>	<u>40,770.21</u>	<u>39,882.21</u>
<b>106 Building Asset Renewal Reserve</b>						
Accumulated Reserves at Start of Year	1,725,055.66	1,725,055.66	1,725,055.66	1,725,055.66	1,725,055.66	1,193,933.21
Interest transfer to Reserves	16,742.40	19,200.00	19,200.00	38,400.00	38,400.00	29,072.58
Transfer from Muni	363,576.00	363,576.00	363,576.00	727,148.00	727,148.00	894,362.38
Transfer to Muni	0.00	0.00	0.00	(751,536.00)	(751,536.00)	(392,312.51)
	<u>2,105,374.06</u>	<u>2,107,831.66</u>	<u>2,107,831.66</u>	<u>1,739,067.66</u>	<u>1,739,067.66</u>	<u>1,725,055.66</u>
<b>404 Barnard Park Sports Pavilion Building Reserve</b>						
Accumulated Reserves at Start of Year	10,666.20	10,666.20	10,666.20	10,666.20	10,666.20	0.00
Interest transfer to Reserves	178.43	120.00	120.00	240.00	240.00	166.20
Transfer from Muni	15,114.00	15,114.00	15,114.00	30,226.00	30,226.00	10,500.00
	<u>25,958.63</u>	<u>25,900.20</u>	<u>25,900.20</u>	<u>41,132.20</u>	<u>41,132.20</u>	<u>10,666.20</u>
<b>405 Railway House Building Reserve</b>						
Accumulated Reserves at Start of Year	16,761.18	16,761.18	16,761.18	16,761.18	16,761.18	0.00
Interest transfer to Reserves	204.88	186.00	186.00	372.00	372.00	261.18
Transfer from Muni	9,816.00	9,816.00	9,816.00	19,635.00	19,635.00	16,500.00

**City of Busselton**

**Reserves Movement Report**

**For The Period Ending 31 December 2019**

2019/2020 Actual	2019/2020 Amended Budget YTD	2019/2020 Original Budget YTD	2019/2020 Amended Budget	2019/2020 Original Budget	2018/2019 Actual
\$ 26,782.06	\$ 26,763.18	\$ 26,763.18	\$ 36,768.18	\$ 36,768.18	\$ 16,761.18

**City of Busselton**

**Reserves Movement Report**

For The Period Ending 31 December 2019

	2019/2020 Actual	2019/2020 Amended Budget YTD	2019/2020 Original Budget YTD	2019/2020 Amended Budget	2019/2020 Original Budget	2018/2019 Actual
	\$	\$	\$	\$	\$	\$
<b>406 Youth and Community Activities Building Reserve</b>						
Accumulated Reserves at Start of Year	45,712.30	45,712.30	45,712.30	45,712.30	45,712.30	0.00
Interest transfer to Reserves	529.78	510.00	510.00	1,020.00	1,020.00	712.30
Transfer from Muni	21,420.00	21,420.00	21,420.00	42,840.00	42,840.00	45,000.00
Transfer to Muni	0.00	0.00	0.00	(10,000.00)	(10,000.00)	0.00
	<u>67,662.08</u>	<u>67,642.30</u>	<u>67,642.30</u>	<u>79,572.30</u>	<u>79,572.30</u>	<u>45,712.30</u>
<b>407 Busselton Library Building Reserve</b>						
Accumulated Reserves at Start of Year	85,071.29	85,071.29	85,071.29	85,071.29	85,071.29	0.00
Interest transfer to Reserves	909.75	948.00	948.00	1,896.00	1,896.00	1,440.29
Transfer from Muni	22,848.00	22,848.00	22,848.00	45,696.00	45,696.00	83,631.00
Transfer to Muni	0.00	0.00	0.00	(111,000.00)	(111,000.00)	0.00
	<u>108,829.04</u>	<u>108,867.29</u>	<u>108,867.29</u>	<u>21,663.29</u>	<u>21,663.29</u>	<u>85,071.29</u>
<b>131 Busselton Community Resource Centre Reserve</b>						
Accumulated Reserves at Start of Year	190,875.82	190,875.82	190,875.82	190,875.82	190,875.82	156,653.93
Interest transfer to Reserves	1,840.19	2,124.00	2,124.00	4,248.00	4,248.00	4,352.89
Transfer from Muni	43,198.00	43,198.00	43,198.00	86,394.00	86,394.00	29,869.00
Transfer to Muni	0.00	0.00	0.00	(5,160.00)	(5,160.00)	0.00
	<u>235,914.01</u>	<u>236,197.82</u>	<u>236,197.82</u>	<u>276,357.82</u>	<u>276,357.82</u>	<u>190,875.82</u>
<b>408 Busselton Jetty Tourist Park Reserve</b>						
Accumulated Reserves at Start of Year	159,725.80	159,725.80	159,725.80	159,725.80	159,725.80	0.00
Interest transfer to Reserves	1,949.78	1,776.00	1,776.00	3,552.00	3,552.00	3,454.93
Transfer from Muni	129,354.00	129,354.00	129,354.00	258,708.00	258,708.00	218,272.00
Transfer to Muni	0.00	0.00	0.00	(287,610.00)	(287,610.00)	(62,001.13)
	<u>291,029.58</u>	<u>290,855.80</u>	<u>290,855.80</u>	<u>134,375.80</u>	<u>134,375.80</u>	<u>159,725.80</u>
<b>409 Geographe Leisure Centre Building Reserve</b>						
Accumulated Reserves at Start of Year	381,186.42	381,186.42	381,186.42	381,186.42	381,186.42	0.00
Interest transfer to Reserves	4,176.88	4,242.00	4,242.00	8,484.00	8,484.00	7,716.49
Transfer from Muni	130,260.00	130,260.00	130,260.00	260,521.00	260,521.00	476,928.00
Transfer to Muni	0.00	0.00	0.00	(555,900.00)	(555,900.00)	(103,458.07)
	<u>515,623.30</u>	<u>515,688.42</u>	<u>515,688.42</u>	<u>94,291.42</u>	<u>94,291.42</u>	<u>381,186.42</u>
<b>331 Joint Venture Aged Housing Reserve</b>						
Accumulated Reserves at Start of Year	1,085,870.41	1,085,870.41	1,085,870.41	1,085,870.41	1,085,870.41	997,854.77
Interest transfer to Reserves	9,514.56	12,090.00	12,090.00	24,180.00	24,180.00	27,824.81
Transfer from Muni	64,368.00	64,368.00	64,368.00	128,741.00	128,741.00	182,877.12
Transfer to Muni	0.00	0.00	0.00	(152,000.00)	(152,000.00)	(122,686.29)
	<u>1,159,752.97</u>	<u>1,162,328.41</u>	<u>1,162,328.41</u>	<u>1,086,791.41</u>	<u>1,086,791.41</u>	<u>1,085,870.41</u>
<b>403 Winderup Aged Housing Resident Funded Reserve</b>						
Accumulated Reserves at Start of Year	212,501.16	212,501.16	212,501.16	212,501.16	212,501.16	186,717.69
Interest transfer to Reserves	1,935.51	2,364.00	2,364.00	4,728.00	4,728.00	4,702.72
Transfer from Muni	0.00	0.00	0.00	0.00	0.00	63,103.70
Transfer to Muni	0.00	0.00	0.00	(126,000.00)	(126,000.00)	(42,022.95)
	<u>214,436.67</u>	<u>214,865.16</u>	<u>214,865.16</u>	<u>91,229.16</u>	<u>91,229.16</u>	<u>212,501.16</u>

**City of Busselton**

**Reserves Movement Report**

For The Period Ending 31 December 2019

	2019/2020 Actual	2019/2020 Amended Budget YTD	2019/2020 Original Budget YTD	2019/2020 Amended Budget	2019/2020 Original Budget	2018/2019 Actual
	\$	\$	\$	\$	\$	\$
<b>410 Naturaliste Community Centre Building Reserve</b>						
Accumulated Reserves at Start of Year	63,745.73	63,745.73	63,745.73	63,745.73	63,745.73	0.00
Interest transfer to Reserves	760.32	708.00	708.00	1,416.00	1,416.00	2,078.93
Transfer from Muni	29,856.00	29,856.00	29,856.00	59,708.00	59,708.00	159,147.00
Transfer to Muni	0.00	0.00	0.00	(12,000.00)	(12,000.00)	(97,480.20)
	<u>94,362.05</u>	<u>94,309.73</u>	<u>94,309.73</u>	<u>112,869.73</u>	<u>112,869.73</u>	<u>63,745.73</u>
<b>411 Civic and Administration Building Reserve</b>						
Accumulated Reserves at Start of Year	187,928.40	187,928.40	187,928.40	187,928.40	187,928.40	0.00
Interest transfer to Reserves	2,464.85	2,094.00	2,094.00	4,188.00	4,188.00	2,928.40
Transfer from Muni	141,000.00	141,000.00	141,000.00	282,000.00	282,000.00	185,000.00
Transfer to Muni	0.00	0.00	0.00	(105,920.00)	(105,920.00)	0.00
	<u>331,393.25</u>	<u>331,022.40</u>	<u>331,022.40</u>	<u>368,196.40</u>	<u>368,196.40</u>	<u>187,928.40</u>
<b>412 Vasse Sports Pavilion Building Reserve</b>						
Interest transfer to Reserves	1.48	0.00	0.00	0.00	0.00	0.00
Transfer from Muni	270.00	270.00	270.00	536.00	536.00	0.00
	<u>271.48</u>	<u>270.00</u>	<u>270.00</u>	<u>536.00</u>	<u>536.00</u>	<u>0.00</u>
<b>110 Jetty Maintenance Reserve</b>						
Accumulated Reserves at Start of Year	4,806,278.94	4,806,278.94	4,806,278.94	4,806,278.94	4,806,278.94	4,193,450.51
Interest transfer to Reserves	43,978.12	53,502.00	53,502.00	107,004.00	107,004.00	108,240.24
Transfer from Muni	517,935.00	517,935.00	517,935.00	1,286,516.00	1,286,516.00	1,249,044.00
Transfer to Muni	0.00	(425,000.00)	(425,000.00)	(3,057,095.00)	(2,982,095.00)	(744,455.81)
	<u>5,368,192.06</u>	<u>4,952,715.94</u>	<u>4,952,715.94</u>	<u>3,142,703.94</u>	<u>3,217,703.94</u>	<u>4,806,278.94</u>
<b>150 Jetty Self Insurance Reserve</b>						
Accumulated Reserves at Start of Year	365,698.37	365,698.37	365,698.37	365,698.37	365,698.37	0.00
Interest transfer to Reserves	3,472.19	4,068.00	4,068.00	8,136.00	8,136.00	5,698.37
Transfer from Muni	30,000.00	30,000.00	30,000.00	60,000.00	60,000.00	360,000.00
	<u>399,170.56</u>	<u>399,766.37</u>	<u>399,766.37</u>	<u>433,834.37</u>	<u>433,834.37</u>	<u>365,698.37</u>

**City of Busselton**

**Reserves Movement Report**

For The Period Ending 31 December 2019

	2019/2020 Actual	2019/2020 Amended Budget YTD	2019/2020 Original Budget YTD	2019/2020 Amended Budget	2019/2020 Original Budget	2018/2019 Actual
	\$	\$	\$	\$	\$	\$
<b>222 Asset Depreciation Reserve</b>						
Accumulated Reserves at Start of Year	0.00	0.00	0.00	0.00	0.00	563,412.18
Interest transfer to Reserves	0.00	0.00	0.00	0.00	0.00	14,029.57
Transfer to Muni	0.00	0.00	0.00	0.00	0.00	(577,441.75)
	<u>0.00</u>	<u>0.00</u>	<u>0.00</u>	<u>0.00</u>	<u>0.00</u>	<u>0.00</u>
<b>223 Road Asset Renewal Reserve</b>						
Accumulated Reserves at Start of Year	1,119,116.75	1,119,116.75	1,119,116.75	1,119,116.75	1,119,116.75	1,299,765.50
Interest transfer to Reserves	17,789.55	12,456.00	12,456.00	24,912.00	24,912.00	49,255.16
Transfer from Muni	1,729,062.00	1,729,062.00	1,729,062.00	3,458,128.00	3,458,128.00	2,550,956.00
Transfer to Muni	0.00	0.00	0.00	(4,218,474.00)	(4,161,474.00)	(2,780,859.91)
	<u>2,865,968.30</u>	<u>2,860,634.75</u>	<u>2,860,634.75</u>	<u>383,682.75</u>	<u>440,682.75</u>	<u>1,119,116.75</u>
<b>224 Footpath/ Cycle Ways Reserve</b>						
Accumulated Reserves at Start of Year	3,670.90	3,670.90	3,670.90	3,670.90	3,670.90	0.00
Interest transfer to Reserves	2,506.98	42.00	42.00	84.00	84.00	3,670.90
Transfer from Muni	592,302.00	592,302.00	592,302.00	1,184,602.00	1,184,602.00	231,906.00
Transfer to Muni	0.00	0.00	0.00	(1,147,590.00)	(1,147,590.00)	(231,906.00)
	<u>598,479.88</u>	<u>596,014.90</u>	<u>596,014.90</u>	<u>40,766.90</u>	<u>40,766.90</u>	<u>3,670.90</u>
<b>226 Other Infrastructure (Drainage, Signage, Etc.) Reserve</b>						
Interest transfer to Reserves	940.20	0.00	0.00	0.00	0.00	0.00
Transfer from Muni	173,502.00	173,502.00	173,502.00	347,000.00	347,000.00	0.00
Transfer to Muni	0.00	0.00	0.00	(316,950.00)	(316,950.00)	0.00
	<u>174,442.20</u>	<u>173,502.00</u>	<u>173,502.00</u>	<u>30,050.00</u>	<u>30,050.00</u>	<u>0.00</u>
<b>225 Parks, Gardens and Reserves Reserve</b>						
Interest transfer to Reserves	3,289.31	0.00	0.00	0.00	0.00	0.00
Transfer from Muni	607,002.00	607,002.00	607,002.00	1,214,001.00	1,214,001.00	0.00
Transfer to Muni	0.00	0.00	0.00	(1,134,000.00)	(1,134,000.00)	0.00
	<u>610,291.31</u>	<u>607,002.00</u>	<u>607,002.00</u>	<u>80,001.00</u>	<u>80,001.00</u>	<u>0.00</u>
<b>151 Furniture and Equipment Reserve</b>						
Transfer from Muni	0.00	0.00	0.00	364,900.00	364,900.00	0.00
Transfer to Muni	0.00	0.00	0.00	(364,900.00)	(364,900.00)	0.00
	<u>0.00</u>	<u>0.00</u>	<u>0.00</u>	<u>0.00</u>	<u>0.00</u>	<u>0.00</u>
<b>115 Plant Replacement Reserve</b>						
Accumulated Reserves at Start of Year	1,205,526.70	1,205,526.70	1,205,526.70	1,205,526.70	1,205,526.70	2,185,395.64
Interest transfer to Reserves	8,994.87	13,422.00	13,422.00	26,844.00	26,844.00	61,462.25
Transfer from Muni	450,366.00	450,366.00	450,366.00	900,737.00	900,737.00	1,115,712.71
Transfer to Muni	0.00	0.00	0.00	(1,187,450.00)	(1,418,950.00)	(2,157,043.90)
	<u>1,664,887.57</u>	<u>1,669,314.70</u>	<u>1,669,314.70</u>	<u>945,657.70</u>	<u>714,157.70</u>	<u>1,205,526.70</u>
<b>137 Major Traffic Improvements Reserve</b>						
Accumulated Reserves at Start of Year	1,495,577.97	1,495,577.97	1,495,577.97	1,495,577.97	1,495,577.97	432,138.26
Interest transfer to Reserves	15,844.56	16,650.00	16,650.00	33,300.00	33,300.00	30,752.10
Transfer from Muni	564,354.00	564,354.00	564,354.00	1,128,705.00	1,128,705.00	1,211,110.00
Transfer to Muni	0.00	0.00	0.00	(2,400,000.00)	(2,400,000.00)	(178,422.39)
	<u>2,075,776.53</u>	<u>2,076,581.97</u>	<u>2,076,581.97</u>	<u>257,582.97</u>	<u>257,582.97</u>	<u>1,495,577.97</u>

**City of Busselton**

**Reserves Movement Report**

**For The Period Ending 31 December 2019**

2019/2020 Actual	2019/2020 Amended Budget YTD	2019/2020 Original Budget YTD	2019/2020 Amended Budget	2019/2020 Original Budget	2018/2019 Actual
\$	\$	\$	\$	\$	\$

**City of Busselton**

**Reserves Movement Report**

For The Period Ending 31 December 2019

	2019/2020 Actual	2019/2020 Amended Budget YTD	2019/2020 Original Budget YTD	2019/2020 Amended Budget	2019/2020 Original Budget	2018/2019 Actual
	\$	\$	\$	\$	\$	\$
<b>132 CBD Enhancement Reserve</b>						
Accumulated Reserves at Start of Year	171,316.34	171,316.34	171,316.34	171,316.34	171,316.34	122,490.23
Interest transfer to Reserves	2,998.97	1,908.00	1,908.00	3,816.00	3,816.00	3,706.11
Transfer from Muni	280,094.00	280,094.00	280,094.00	560,188.00	560,188.00	45,120.00
Transfer to Muni	0.00	0.00	0.00	(643,000.00)	(643,000.00)	0.00
	<u>454,409.31</u>	<u>453,318.34</u>	<u>453,318.34</u>	<u>92,320.34</u>	<u>92,320.34</u>	<u>171,316.34</u>
<b>127 New Infrastructure Development Reserve</b>						
Accumulated Reserves at Start of Year	1,803,171.42	1,803,171.42	1,803,171.42	1,803,171.42	1,803,171.42	1,834,714.76
Interest transfer to Reserves	14,993.83	20,070.00	20,070.00	40,140.00	40,140.00	51,101.03
Transfer from Muni	100,577.20	96,312.00	96,312.00	192,627.00	192,627.00	410,941.00
Transfer to Muni	0.00	0.00	0.00	(1,259,942.00)	(1,259,942.00)	(493,585.37)
	<u>1,918,742.45</u>	<u>1,919,553.42</u>	<u>1,919,553.42</u>	<u>775,996.42</u>	<u>775,996.42</u>	<u>1,803,171.42</u>
<b>141 Commonage Precinct Infrastructure Road Reserve</b>						
Accumulated Reserves at Start of Year	231,223.87	231,223.87	231,223.87	231,223.87	231,223.87	225,574.67
Interest transfer to Reserves	2,026.71	2,574.00	2,574.00	5,148.00	5,148.00	5,649.20
	<u>233,250.58</u>	<u>233,797.87</u>	<u>233,797.87</u>	<u>236,371.87</u>	<u>236,371.87</u>	<u>231,223.87</u>
<b>114 City Car Parking and Access Reserve</b>						
Accumulated Reserves at Start of Year	1,281,336.70	1,281,336.70	1,281,336.70	1,281,336.70	1,281,336.70	875,925.14
Interest transfer to Reserves	12,192.45	14,262.00	14,262.00	28,524.00	28,524.00	30,250.23
Transfer from Muni	252,594.00	252,594.00	252,594.00	505,188.00	505,188.00	538,024.00
Transfer to Muni	0.00	0.00	0.00	(427,549.00)	(427,549.00)	(162,862.67)
	<u>1,546,123.15</u>	<u>1,548,192.70</u>	<u>1,548,192.70</u>	<u>1,387,499.70</u>	<u>1,387,499.70</u>	<u>1,281,336.70</u>
<b>107 Corporate IT Systems Reserve</b>						
Accumulated Reserves at Start of Year	80,398.99	80,398.99	80,398.99	80,398.99	80,398.99	78,625.03
Interest transfer to Reserves	704.70	894.00	894.00	1,788.00	1,788.00	1,773.96
	<u>81,103.69</u>	<u>81,292.99</u>	<u>81,292.99</u>	<u>82,186.99</u>	<u>82,186.99</u>	<u>80,398.99</u>
<b>133 Election, Valuation and Corporate Expenses Reserve</b>						
Accumulated Reserves at Start of Year	499,905.97	499,905.97	499,905.97	499,905.97	499,905.97	149,557.64
Interest transfer to Reserves	4,858.69	5,562.00	5,562.00	11,124.00	11,124.00	8,399.33
Transfer from Muni	75,000.00	75,000.00	75,000.00	150,000.00	150,000.00	350,949.00
Transfer to Muni	0.00	0.00	0.00	(150,000.00)	(150,000.00)	(9,000.00)
	<u>579,764.66</u>	<u>580,467.97</u>	<u>580,467.97</u>	<u>511,029.97</u>	<u>511,029.97</u>	<u>499,905.97</u>
<b>111 Legal Expenses Reserve</b>						
Accumulated Reserves at Start of Year	577,255.71	577,255.71	577,255.71	577,255.71	577,255.71	557,904.00
Interest transfer to Reserves	4,862.45	6,426.00	6,426.00	12,852.00	12,852.00	15,035.07
Transfer from Muni	0.00	50,689.00	0.00	50,689.00	0.00	61,364.00
Transfer to Muni	0.00	0.00	0.00	0.00	0.00	(57,047.36)
	<u>582,118.16</u>	<u>634,370.71</u>	<u>583,681.71</u>	<u>640,796.71</u>	<u>590,107.71</u>	<u>577,255.71</u>
<b>135 Performing Arts and Convention Centre Reserve</b>						
Transfer from Muni	0.00	0.00	0.00	2,705,530.00	2,705,530.00	0.00
	<u>0.00</u>	<u>0.00</u>	<u>0.00</u>	<u>2,705,530.00</u>	<u>2,705,530.00</u>	<u>0.00</u>



**City of Busseton**

**Reserves Movement Report**

For The Period Ending 31 December 2019

	2019/2020 Actual	2019/2020 Amended Budget YTD	2019/2020 Original Budget YTD	2019/2020 Amended Budget	2019/2020 Original Budget	2018/2019 Actual
	\$	\$	\$	\$	\$	\$
<b>202 Long Service Leave Reserve</b>						
Accumulated Reserves at Start of Year	3,096,583.00	3,096,583.00	3,096,583.00	3,096,583.00	3,096,583.00	3,111,698.09
Interest transfer to Reserves	26,650.05	34,470.00	34,470.00	68,940.00	68,940.00	93,949.05
Transfer from Muni	124,998.00	124,998.00	124,998.00	250,000.00	250,000.00	384,190.02
Transfer to Muni	0.00	0.00	0.00	(653,950.00)	(653,950.00)	(493,254.16)
	<u>3,248,231.05</u>	<u>3,256,051.00</u>	<u>3,256,051.00</u>	<u>2,761,573.00</u>	<u>2,761,573.00</u>	<u>3,096,583.00</u>
<b>203 Professional Development Reserve</b>						
Accumulated Reserves at Start of Year	122,771.88	122,771.88	122,771.88	122,771.88	122,771.88	113,024.66
Interest transfer to Reserves	1,064.63	1,368.00	1,368.00	2,736.00	2,736.00	3,777.31
Transfer from Muni	34,998.00	34,998.00	34,998.00	70,000.00	70,000.00	70,000.00
Transfer to Muni	0.00	0.00	0.00	(71,930.00)	(71,930.00)	(64,030.09)
	<u>158,834.51</u>	<u>159,137.88</u>	<u>159,137.88</u>	<u>123,577.88</u>	<u>123,577.88</u>	<u>122,771.88</u>
<b>204 Sick Pay Incentive Reserve</b>						
Accumulated Reserves at Start of Year	150,403.55	150,403.55	150,403.55	150,403.55	150,403.55	175,935.04
Interest transfer to Reserves	1,256.69	1,674.00	1,674.00	3,348.00	3,348.00	5,088.12
Transfer from Muni	5,833.00	5,833.00	5,833.00	70,000.00	70,000.00	0.00
Transfer to Muni	0.00	0.00	0.00	(71,930.00)	(71,930.00)	(30,619.61)
	<u>157,493.24</u>	<u>157,910.55</u>	<u>157,910.55</u>	<u>151,821.55</u>	<u>151,821.55</u>	<u>150,403.55</u>
<b>124 Workers Compensation and Extended Sick Leave Coningency Res</b>						
Accumulated Reserves at Start of Year	305,100.95	305,100.95	305,100.95	305,100.95	305,100.95	356,227.48
Interest transfer to Reserves	2,466.76	3,396.00	3,396.00	6,792.00	6,792.00	8,873.47
Transfer to Muni	0.00	0.00	0.00	(28,460.00)	(28,460.00)	(60,000.00)
	<u>307,567.71</u>	<u>308,496.95</u>	<u>308,496.95</u>	<u>283,432.95</u>	<u>283,432.95</u>	<u>305,100.95</u>
<b>302 Community Facilities - City District</b>						
Accumulated Reserves at Start of Year	2,552,707.62	2,552,707.62	2,552,707.62	2,552,707.62	2,552,707.62	2,303,095.83
Interest transfer to Reserves	22,690.17	28,416.00	28,416.00	56,832.00	56,832.00	60,897.30
Transfer from Muni	53,069.77	163,752.00	163,752.00	361,740.00	361,740.00	306,049.14
Transfer to Muni	0.00	0.00	0.00	(2,203,795.00)	(2,203,795.00)	(117,334.65)
	<u>2,628,467.56</u>	<u>2,744,875.62</u>	<u>2,744,875.62</u>	<u>767,484.62</u>	<u>767,484.62</u>	<u>2,552,707.62</u>
<b>304 Community Facilities - Broadwater</b>						
Accumulated Reserves at Start of Year	158,523.04	158,523.04	158,523.04	158,523.04	158,523.04	138,048.48
Interest transfer to Reserves	1,414.29	1,764.00	1,764.00	3,528.00	3,528.00	3,656.26
Transfer from Muni	4,236.84	6,252.00	6,252.00	12,500.00	12,500.00	16,818.30
	<u>164,174.17</u>	<u>166,539.04</u>	<u>166,539.04</u>	<u>174,551.04</u>	<u>174,551.04</u>	<u>158,523.04</u>
<b>303 Community Facilities - Busseton</b>						
Accumulated Reserves at Start of Year	44,011.77	44,011.77	44,011.77	44,011.77	44,011.77	34,546.40
Interest transfer to Reserves	404.58	492.00	492.00	984.00	984.00	971.37
Transfer from Muni	2,573.81	10,002.00	10,002.00	20,000.00	20,000.00	8,494.00
Transfer to Muni	0.00	0.00	0.00	(44,000.00)	(44,000.00)	0.00
	<u>46,990.16</u>	<u>54,505.77</u>	<u>54,505.77</u>	<u>20,995.77</u>	<u>20,995.77</u>	<u>44,011.77</u>
<b>305 Community Facilities - Dunsborough</b>						
Accumulated Reserves at Start of Year	188,062.67	188,062.67	188,062.67	188,062.67	188,062.67	166,327.12
Interest transfer to Reserves	1,769.65	2,094.00	2,094.00	4,188.00	4,188.00	4,549.89
Transfer from Muni	19,022.60	12,498.00	12,498.00	25,000.00	25,000.00	17,185.66
	<u>208,854.92</u>	<u>202,654.67</u>	<u>202,654.67</u>	<u>217,250.67</u>	<u>217,250.67</u>	<u>188,062.67</u>

**City of Busselton**

**Reserves Movement Report**

**For The Period Ending 31 December 2019**

2019/2020 Actual	2019/2020 Amended Budget YTD	2019/2020 Original Budget YTD	2019/2020 Amended Budget	2019/2020 Original Budget	2018/2019 Actual
\$	\$	\$	\$	\$	\$

**City of Busselton**

**Reserves Movement Report**

For The Period Ending 31 December 2019

	2019/2020 Actual	2019/2020 Amended Budget YTD	2019/2020 Original Budget YTD	2019/2020 Amended Budget	2019/2020 Original Budget	2018/2019 Actual
	\$	\$	\$	\$	\$	\$
<b>311 Community Facilities - Dunsborough Lakes Estate</b>						
Accumulated Reserves at Start of Year	922,772.84	922,772.84	922,772.84	922,772.84	922,772.84	525,105.39
Interest transfer to Reserves	8,088.23	10,272.00	10,272.00	20,544.00	20,544.00	19,631.45
Transfer from Muni	0.00	138,996.00	138,996.00	277,990.00	277,990.00	378,036.00
	<u>930,861.07</u>	<u>1,072,040.84</u>	<u>1,072,040.84</u>	<u>1,221,306.84</u>	<u>1,221,306.84</u>	<u>922,772.84</u>
<b>306 Community Facilities - Geographe</b>						
Accumulated Reserves at Start of Year	99,175.93	99,175.93	99,175.93	99,175.93	99,175.93	95,061.38
Interest transfer to Reserves	875.77	1,104.00	1,104.00	2,208.00	2,208.00	2,410.78
Transfer from Muni	860.98	3,750.00	3,750.00	7,500.00	7,500.00	1,703.77
	<u>100,912.68</u>	<u>104,029.93</u>	<u>104,029.93</u>	<u>108,883.93</u>	<u>108,883.93</u>	<u>99,175.93</u>
<b>310 Community Facilities - Port Geographe</b>						
Accumulated Reserves at Start of Year	343,509.27	343,509.27	343,509.27	343,509.27	343,509.27	335,116.76
Interest transfer to Reserves	3,010.90	3,822.00	3,822.00	7,644.00	7,644.00	8,392.51
	<u>346,520.17</u>	<u>347,331.27</u>	<u>347,331.27</u>	<u>351,153.27</u>	<u>351,153.27</u>	<u>343,509.27</u>
<b>309 Community Facilities - Vasse</b>						
Accumulated Reserves at Start of Year	615,585.54	615,585.54	615,585.54	615,585.54	615,585.54	589,760.45
Interest transfer to Reserves	5,395.71	6,852.00	6,852.00	13,704.00	13,704.00	14,848.67
Transfer from Muni	0.00	0.00	0.00	0.00	0.00	10,976.42
Transfer to Muni	0.00	0.00	0.00	(450,000.00)	(450,000.00)	0.00
	<u>620,981.25</u>	<u>622,437.54</u>	<u>622,437.54</u>	<u>179,289.54</u>	<u>179,289.54</u>	<u>615,585.54</u>
<b>308 Community Facilities - Airport North</b>						
Accumulated Reserves at Start of Year	2,970,179.38	2,970,179.38	2,970,179.38	2,970,179.38	2,970,179.38	2,826,296.71
Interest transfer to Reserves	26,035.21	33,060.00	33,060.00	66,120.00	66,120.00	71,258.67
Transfer from Muni	0.00	127,500.00	127,500.00	255,000.00	255,000.00	72,624.00
	<u>2,996,214.59</u>	<u>3,130,739.38</u>	<u>3,130,739.38</u>	<u>3,291,299.38</u>	<u>3,291,299.38</u>	<u>2,970,179.38</u>
<b>130 Locke Estate Reserve</b>						
Accumulated Reserves at Start of Year	1,012.99	1,012.99	1,012.99	1,012.99	1,012.99	0.00
Interest transfer to Reserves	(20.50)	12.00	12.00	24.00	24.00	1,012.99
Transfer from Muni	31,998.00	31,998.00	31,998.00	64,000.00	64,000.00	64,000.00
Transfer to Muni	0.00	0.00	0.00	(64,000.00)	(64,000.00)	(64,000.00)
	<u>32,990.49</u>	<u>33,022.99</u>	<u>33,022.99</u>	<u>1,036.99</u>	<u>1,036.99</u>	<u>1,012.99</u>
<b>122 Port Geographe Development Reserve</b>						
Accumulated Reserves at Start of Year	682,470.41	682,470.41	682,470.41	682,470.41	682,470.41	1,455,440.82
Interest transfer to Reserves	5,661.36	7,596.00	7,596.00	15,192.00	15,192.00	30,840.83
Transfer from Muni	25,986.00	25,986.00	25,986.00	51,975.00	51,975.00	50,000.00
Transfer to Muni	0.00	0.00	0.00	(599,307.00)	(599,307.00)	(853,811.24)
	<u>714,117.77</u>	<u>716,052.41</u>	<u>716,052.41</u>	<u>150,330.41</u>	<u>150,330.41</u>	<u>682,470.41</u>
<b>123 Port Geographe Waterways Management Reserve (SAR)</b>						
Accumulated Reserves at Start of Year	3,349,716.94	3,349,716.94	3,349,716.94	3,349,716.94	3,349,716.94	3,387,485.07
Interest transfer to Reserves	28,984.39	37,290.00	37,290.00	74,580.00	74,580.00	87,609.18
Transfer from Muni	107,472.00	107,472.00	107,472.00	214,942.00	214,942.00	193,747.69
Transfer to Muni	0.00	0.00	0.00	(346,800.00)	(346,800.00)	(319,125.00)
	<u>3,486,173.33</u>	<u>3,494,478.94</u>	<u>3,494,478.94</u>	<u>3,292,438.94</u>	<u>3,292,438.94</u>	<u>3,349,716.94</u>

**City of Busselton**

**Reserves Movement Report**

For The Period Ending 31 December 2019

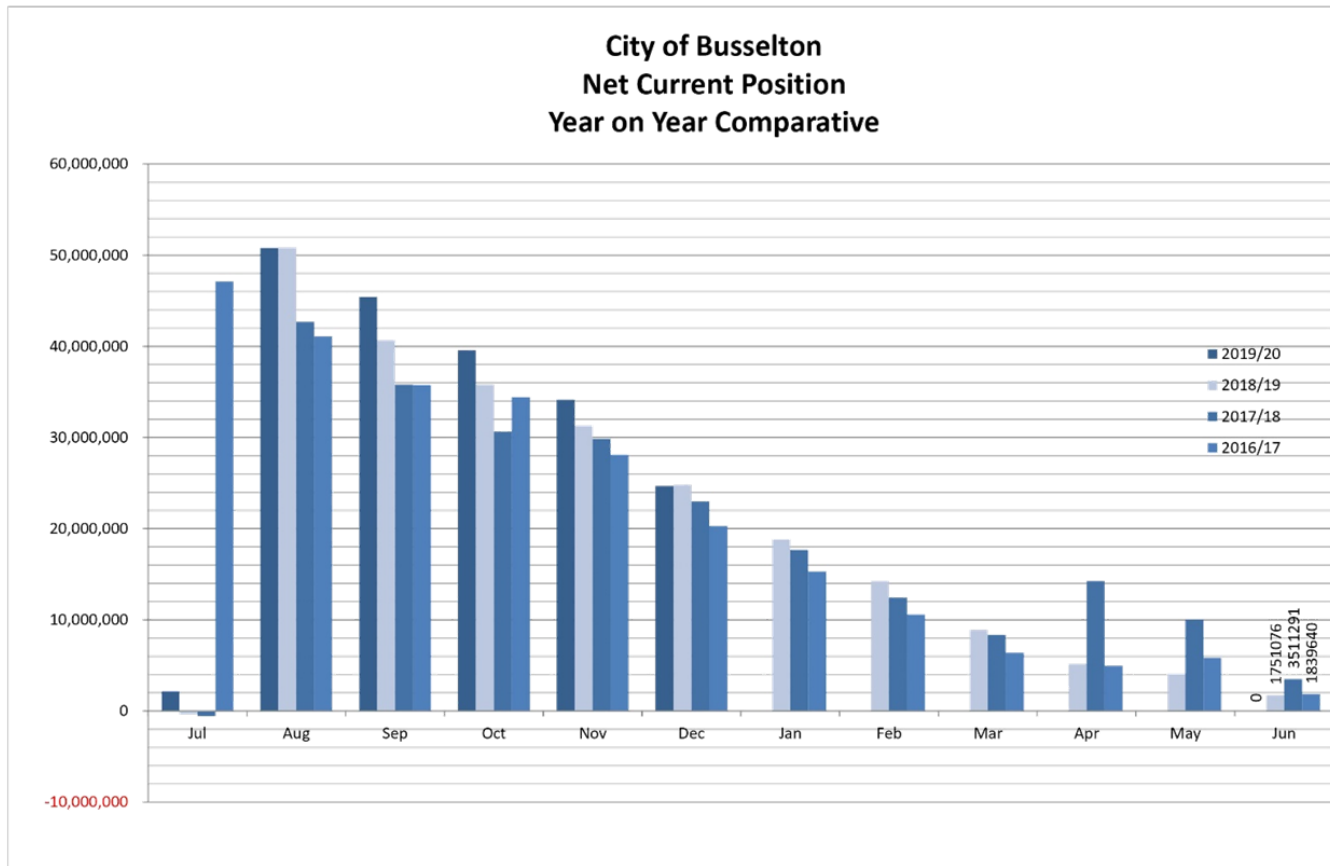
	2019/2020 Actual	2019/2020 Amended Budget YTD	2019/2020 Original Budget YTD	2019/2020 Amended Budget	2019/2020 Original Budget	2018/2019 Actual
	\$	\$	\$	\$	\$	\$
<b>126 Provenge Landscape Maintenance Reserve (SAR)</b>						
Accumulated Reserves at Start of Year	1,194,759.54	1,194,759.54	1,194,759.54	1,194,759.54	1,194,759.54	1,101,707.78
Interest transfer to Reserves	10,639.48	13,302.00	13,302.00	26,604.00	26,604.00	30,061.96
Transfer from Muni	88,182.00	88,182.00	88,182.00	176,363.00	176,363.00	168,461.65
Transfer to Muni	0.00	0.00	0.00	(203,380.00)	(203,380.00)	(105,471.85)
	<u>1,293,581.02</u>	<u>1,296,243.54</u>	<u>1,296,243.54</u>	<u>1,194,346.54</u>	<u>1,194,346.54</u>	<u>1,194,759.54</u>
<b>128 Vasse Newtown Landscape Maintenance Reserve (SAR)</b>						
Accumulated Reserves at Start of Year	575,151.53	575,151.53	575,151.53	575,151.53	575,151.53	535,722.24
Interest transfer to Reserves	5,073.11	6,402.00	6,402.00	12,804.00	12,804.00	15,770.06
Transfer from Muni	90,402.00	90,402.00	90,402.00	180,801.00	180,801.00	172,922.26
Transfer to Muni	0.00	0.00	0.00	(199,220.00)	(199,220.00)	(149,263.03)
	<u>670,626.64</u>	<u>671,955.53</u>	<u>671,955.53</u>	<u>569,536.53</u>	<u>569,536.53</u>	<u>575,151.53</u>
<b>138 Commonage Precinct Bushfire Facilities Reserve</b>						
Accumulated Reserves at Start of Year	57,260.53	57,260.53	57,260.53	57,260.53	57,260.53	55,861.58
Interest transfer to Reserves	501.90	636.00	636.00	1,272.00	1,272.00	1,398.95
	<u>57,762.43</u>	<u>57,896.53</u>	<u>57,896.53</u>	<u>58,532.53</u>	<u>58,532.53</u>	<u>57,260.53</u>
<b>139 Commonage Community Facilities Dunsborough Lakes South Res</b>						
Accumulated Reserves at Start of Year	72,622.42	72,622.42	72,622.42	72,622.42	72,622.42	70,848.15
Interest transfer to Reserves	636.54	810.00	810.00	1,620.00	1,620.00	1,774.27
	<u>73,258.96</u>	<u>73,432.42</u>	<u>73,432.42</u>	<u>74,242.42</u>	<u>74,242.42</u>	<u>72,622.42</u>
<b>140 Commonage Community Facilities South Biddle Precinct Reserve</b>						
Accumulated Reserves at Start of Year	886,172.58	886,172.58	886,172.58	886,172.58	886,172.58	1,030,368.46
Interest transfer to Reserves	7,179.54	9,864.00	9,864.00	19,728.00	19,728.00	25,804.12
Transfer to Muni	0.00	0.00	0.00	0.00	0.00	(170,000.00)
	<u>893,352.12</u>	<u>896,036.58</u>	<u>896,036.58</u>	<u>905,900.58</u>	<u>905,900.58</u>	<u>886,172.58</u>
<b>321 Busselton Area Drainage and Waterways Improvement Reserve</b>						
Accumulated Reserves at Start of Year	546,471.37	546,471.37	546,471.37	546,471.37	546,471.37	548,820.67
Interest transfer to Reserves	4,735.25	6,084.00	6,084.00	12,168.00	12,168.00	13,451.35
Transfer to Muni	0.00	0.00	0.00	(184,399.00)	(184,399.00)	(15,800.65)
	<u>551,206.62</u>	<u>552,555.37</u>	<u>552,555.37</u>	<u>374,240.37</u>	<u>374,240.37</u>	<u>546,471.37</u>
<b>102 Coastal and Climate Adaptation Reserve</b>						
Accumulated Reserves at Start of Year	2,845,578.60	2,845,578.60	2,845,578.60	2,845,578.60	2,845,578.60	2,472,424.34
Interest transfer to Reserves	25,805.43	31,674.00	31,674.00	63,348.00	63,348.00	69,960.53
Transfer from Muni	237,024.00	237,024.00	237,024.00	538,044.00	538,044.00	527,732.00
Transfer to Muni	0.00	0.00	0.00	(1,316,137.00)	(1,259,792.00)	(224,538.27)
	<u>3,108,408.03</u>	<u>3,114,276.60</u>	<u>3,114,276.60</u>	<u>2,130,833.60</u>	<u>2,187,178.60</u>	<u>2,845,578.60</u>
<b>144 Emergency Disaster Recovery Reserve</b>						
Accumulated Reserves at Start of Year	72,781.94	72,781.94	72,781.94	72,781.94	72,781.94	50,000.00
Interest transfer to Reserves	697.93	810.00	810.00	1,620.00	1,620.00	1,781.54
Transfer from Muni	10,002.00	10,002.00	10,002.00	20,000.00	20,000.00	21,000.40
	<u>83,481.87</u>	<u>83,593.94</u>	<u>83,593.94</u>	<u>94,401.94</u>	<u>94,401.94</u>	<u>72,781.94</u>

**City of Busselton**

**Reserves Movement Report**

For The Period Ending 31 December 2019

	2019/2020 Actual	2019/2020 Amended Budget YTD	2019/2020 Original Budget YTD	2019/2020 Amended Budget	2019/2020 Original Budget	2018/2019 Actual
	\$	\$	\$	\$	\$	\$
<b>145 Energy Sustainability Reserve</b>						
Accumulated Reserves at Start of Year	181,852.87	181,852.87	181,852.87	181,852.87	181,852.87	100,000.00
Interest transfer to Reserves	1,815.63	2,022.00	2,022.00	4,044.00	4,044.00	4,474.87
Transfer from Muni	49,998.00	49,998.00	49,998.00	130,000.00	130,000.00	100,000.00
Transfer to Muni	0.00	0.00	0.00	(177,378.00)	(177,378.00)	(22,622.00)
	<u>233,666.50</u>	<u>233,872.87</u>	<u>233,872.87</u>	<u>138,518.87</u>	<u>138,518.87</u>	<u>181,852.87</u>
<b>146 Cemetery Reserve</b>						
Accumulated Reserves at Start of Year	157,626.57	157,626.57	157,626.57	157,626.57	157,626.57	100,000.00
Interest transfer to Reserves	1,701.89	1,752.00	1,752.00	3,504.00	3,504.00	4,098.21
Transfer from Muni	69,498.00	69,498.00	69,498.00	139,000.00	139,000.00	77,321.95
Transfer to Muni	0.00	0.00	0.00	(254,000.00)	(254,000.00)	(23,793.59)
	<u>228,826.46</u>	<u>228,876.57</u>	<u>228,876.57</u>	<u>46,130.57</u>	<u>46,130.57</u>	<u>157,626.57</u>
<b>341 Public Art Reserve</b>						
Accumulated Reserves at Start of Year	86,198.07	86,198.07	86,198.07	86,198.07	86,198.07	229,685.21
Interest transfer to Reserves	239.63	960.00	960.00	1,920.00	1,920.00	5,697.86
Transfer to Muni	0.00	0.00	0.00	(41,060.00)	(41,060.00)	(149,185.00)
	<u>86,437.70</u>	<u>87,158.07</u>	<u>87,158.07</u>	<u>47,058.07</u>	<u>47,058.07</u>	<u>86,198.07</u>
<b>121 Waste Management Facility and Plant Reserve</b>						
Accumulated Reserves at Start of Year	7,867,210.16	7,867,210.16	7,867,210.16	7,867,210.16	7,867,210.16	7,881,068.17
Interest transfer to Reserves	61,151.98	87,576.00	87,576.00	175,152.00	175,152.00	200,860.10
Transfer from Muni	525,996.00	525,996.00	525,996.00	1,051,994.00	1,051,994.00	1,312,610.77
Transfer to Muni	0.00	0.00	0.00	(4,816,140.00)	(5,616,140.00)	(1,527,328.88)
	<u>8,454,358.14</u>	<u>8,480,782.16</u>	<u>8,480,782.16</u>	<u>4,278,216.16</u>	<u>3,478,216.16</u>	<u>7,867,210.16</u>
<b>120 Strategic Projects Reserve</b>						
Accumulated Reserves at Start of Year	257,162.94	257,162.94	257,162.94	257,162.94	257,162.94	226,213.20
Interest transfer to Reserves	2,329.04	16,596.00	16,596.00	33,192.00	33,192.00	5,949.74
Transfer from Muni	12,498.00	12,498.00	12,498.00	31,000.00	31,000.00	25,000.00
Transfer to Muni	0.00	0.00	0.00	(78,925.00)	(78,925.00)	0.00
	<u>271,989.98</u>	<u>286,256.94</u>	<u>286,256.94</u>	<u>242,429.94</u>	<u>242,429.94</u>	<u>257,162.94</u>
<b>129 Untied Grants Reserve</b>						
Accumulated Reserves at Start of Year	1,232,906.00	1,232,906.00	1,232,906.00	1,232,906.00	1,232,906.00	0.00
Transfer from Muni	0.00	0.00	0.00	0.00	0.00	1,232,906.00
Transfer to Muni	(1,232,906.00)	(1,232,906.00)	(1,232,906.00)	(1,232,906.00)	(1,232,906.00)	0.00
	<u>0.00</u>	<u>0.00</u>	<u>0.00</u>	<u>0.00</u>	<u>0.00</u>	<u>1,232,906.00</u>
<b>Total Cash Back Reserves</b>	<u><b>62,967,697.69</b></u>	<u><b>63,096,092.66</b></u>	<u><b>63,045,403.66</b></u>	<u><b>43,526,243.66</b></u>	<u><b>42,611,399.66</b></u>	<u><b>55,590,217.66</b></u>
<b>Summary Reserves</b>						
Accumulated Reserves at Start of Year	55,590,217.66	55,590,217.66	55,590,217.66	55,590,217.66	55,590,217.66	47,978,518.20
Interest transfer to Reserves	494,824.83	618,810.00	618,810.00	1,237,620.00	1,237,620.00	1,413,166.97
Transfer from Muni	8,115,561.20	8,544,971.00	8,494,282.00	20,691,111.00	20,640,422.00	18,882,926.94
Transfer to Muni	(1,232,906.00)	(1,657,906.00)	(1,657,906.00)	(33,992,705.00)	(34,856,860.00)	(12,684,394.45)
<b>Closing Balance</b>	<u><b>62,967,697.69</b></u>	<u><b>63,096,092.66</b></u>	<u><b>63,045,403.66</b></u>	<u><b>43,526,243.66</b></u>	<u><b>42,611,399.66</b></u>	<u><b>55,590,217.66</b></u>



## **7. GENERAL DISCUSSION ITEMS**

### **7.1 NEW ACCOUNTING STANDARDS**

A change to the Australian Accounting Standards occurred on 1 July 2019. The impact of these changes will be implemented during the current financial year and apply to the presentation of the 2019-20 annual financial report. The two new accounting standards are:

- AASB 15 Revenue from Contracts with Customers; and
- AASB 1058 Income of Not-for-Profit Entities

Both new Standards relate to the timing and recognition of revenue and are applicable to local government. Implementing these new Standards will have an influence on day to day accounting processes and procedures as well as a significant impact on the City's Statement of Financial Position (Balance sheet) going forward in the tens of millions of dollars.

The changes relate to when a local government is required to classify money received from customers and contributors as revenue in its accounts. In the context of AASB 15, customers are anyone transacting with the City to receive a benefit in a period subsequent to the transaction. As a general rule, prior to their commencement money received from customers and contributors would be recognised as revenue when it was received. This is no longer the case, as the Standards require the City to assess the contractual performance obligations imbedded in these types of transactions and then match the revenue recognition with the timing of the satisfaction of these obligations.

There are a lot of circumstances where the City receives a contribution or enters into a contract with a customer, where the timing of the cash received is not aligned to the related performance obligations.

As an example, in the past when a contribution or a grant was received in advance for future works (such as a developer contribution), it would be recognised as revenue when the cash was received. Now, such a contribution will not appear in the budget/accounts as revenue on receipt, but will be held as a liability in the balance sheet until such time as the work is carried out. Only in the financial year when the work is undertaken will the money funding the activity be classified as revenue. In some circumstances, this may delay the timing of revenue recognition in the accounts by many years.

As part of the transition to the new rules, all qualifying past unspent grants, contributions and unperformed contracts must be established as liabilities (regardless that the cash received in the past is held in a cash reserve or as other restricted cash). For the City of Busselton, the extent of these identified unperformed past obligations is in the vicinity of \$17m and this will require new liabilities to this amount on the statement of financial performance at 30<sup>th</sup> June 2020. It is important to note, the relevant cash received in the past has not been spent but quarantined from past budgets in cash reserves or other restricted cash and is available to offset these new liabilities. As a consequence, there will be no adverse impact on the City's financial position or rates.

Implementation of processes and procedures to support the new rules adds administration and complexity around assessing, classifying, tracking and accounting for grant agreements, customer contracts and developer contribution schemes. External grants and contributions help the City provide community infrastructure and facilities but the cost of administration in managing and accounting for these important funding sources has now increased significantly with these changes.

The requirements imposed in these two new standards will have a wide-ranging impact across many accounts and various service areas, however one new requirement under AASB 1058 requires further explanation. The Standards brings in a new concept of volunteer labour being considered as non-cash revenue in certain circumstances.

The City has the option to consider all contributions of volunteers' labour as non-cash revenue by establishing a new accounting policy or recognise individual volunteer contributions for activities where the City would have paid employees for the activity in the absence of volunteer assistance. In both cases, the revenue and mirrored expenditure are non-cash items and have no impact on the City's overall rate setting process.

It should be noted that the benefits of capturing and valuing *all* volunteer labour include:

- Tracking all volunteer movements for safety, operational expediency and administrative compliance. There is some isolated tracking currently in place, but no assessment of value to facilitate revenue and expense recognition and what needs to be disclosed in the annual statutory financial statements (which is extremely onerous);
- Monitoring treatment of volunteers to ensure (and easily demonstrate), ethical and efficient management;
- Accurate and reliable year-on-year comparatives, across the City; and
- A transparent, positive note in the Annual Report.

These new Standards follow others relating to Leases (AASB 16) and Financial instruments (AASB 9) in changing the accounting rules. All the new standards are accompanied by an increased level and complexity of disclosure in the annual financial statements and will require changes to some existing practices and procedures. The full extent and exact nature and scope of the administrative changes that will be required is currently being investigated.



8. **NEXT MEETING DATE**

9. **CLOSURE**