

Please note: These minutes are yet to be confirmed as a true record of proceedings

CITY OF BUSSELTON

MINUTES FOR THE FINANCE COMMITTEE MEETING HELD ON 11 MARCH 2020

TABLE OF CONTENTS

ITEM NO.	SUBJECT	PAGE NO.
1.	DECLARATION OF OPENING AND ANNOUNCEMENT OF VISITORS.....	2
2.	ATTENDANCE	2
3.	PUBLIC QUESTION TIME.....	2
4.	DISCLOSURE OF INTERESTS	2
5.	CONFIRMATION OF MINUTES	2
	5.1 Minutes of the Finance Committee Meeting held 12 February 2020	2
6.	REPORTS	3
	6.1 LIST OF PAYMENTS MADE - JANUARY 2020	3
	6.2 FINANCIAL ACTIVITY STATEMENTS - YEAR TO DATE AS AT 31 JANUARY 2020	14
7.	GENERAL DISCUSSION ITEMS	39
	7.1 FINANCE COMMITTEE MEETING DATES	39
	7.2 RATES INSTALMENT OPTIONS	39
8.	NEXT MEETING DATE	39
9.	CLOSURE	39

MINUTES

MINUTES OF FINANCE COMMITTEE HELD IN THE INJIDUP ROOM, ADMINISTRATION BUILDING, SOUTHERN DRIVE, BUSSELTON, ON 11 MARCH 2020 AT 10.00AM.

1. DECLARATION OF OPENING AND ANNOUNCEMENT OF VISITORS

The Presiding Member opened the meeting at 10.03am.

2. ATTENDANCE

Presiding Member:

Cr Paul Carter

Members:

Cr Grant Henley
Cr Sue Riccelli
Cr Jo Barrett-Lennard
Cr Phill Cronin

Officers:

Mr Tony Nottle, Director, Finance and Corporate Services
Mr Paul Sheridan, Manager, Financial Services
Ms Melissa Egan, Governance Officer

Apologies:

Nil

3. PUBLIC QUESTION TIME

Nil

4. DISCLOSURE OF INTERESTS

Nil

5. CONFIRMATION OF MINUTES

5.1 Minutes of the Finance Committee Meeting held 12 February 2020

COMMITTEE DECISION



F2003/017 Moved Councillor G Henley, seconded Councillor J Barrett-Lennard

That the Minutes of the Finance Committee Meeting held 12 February 2020 be confirmed as a true and correct record.

CARRIED 4/0

6. REPORTS

6.1 LIST OF PAYMENTS MADE - JANUARY 2020

STRATEGIC GOAL	6. LEADERSHIP Visionary, collaborative, accountable
STRATEGIC OBJECTIVE	6.1 Governance systems, process and practices are responsible, ethical and transparent.
SUBJECT INDEX	Financial Operations
BUSINESS UNIT	Financial Services
REPORTING OFFICER	Manager Financial Services - Paul Sheridan
AUTHORISING OFFICER	Director Finance and Corporate Services - Tony Nottle
NATURE OF DECISION	Noting: the item does not require a decision of Council and is simply for information purposes and noting
VOTING REQUIREMENT	Simple Majority
ATTACHMENTS	Attachment A List of Payments January 2020  

COMMITTEE RECOMMENDATION

F2003/018 Moved Councillor J Barrett-Lennard, seconded Councillor S Riccelli

That the Council notes payment of voucher numbers M117731 – M117858, EF069187 – EF069710, T007497 – T007500, DD004005 – DD004032 (including DD4002 not included in December 2019) together totalling \$6,132,504.27.

CARRIED 4/0

EXECUTIVE SUMMARY

This report provides details of payments made from the City's bank accounts for the month of January 2020, for noting by the Council and recording in the Council Minutes.

BACKGROUND

The *Local Government (Financial Management) Regulations 1996* (the Regulations) requires that when the Council has delegated authority to the Chief Executive Officer to make payments from the City's bank accounts, that a list of payments made is prepared each month for presentation to, and noting by, the Council.

OFFICER COMMENT

In accordance with regular custom, the list of payments made for the month of January 2020 is presented for information.

Statutory Environment

Section 6.10 of the *Local Government Act 1995* and more specifically Regulation 13 of the Regulations refer to the requirement for a listing of payments made each month to be presented to the Council.

Relevant Plans and Policies

There are no relevant plans or policies to consider in relation to this matter.

Financial Implications

There are no financial implications associated with the officer recommendation.

Stakeholder Consultation

No external stakeholder consultation was required or undertaken in relation to this matter.

Risk Assessment

An assessment of the potential implications of implementing the officer recommendation has been undertaken using the City's risk management framework, with risks assessed taking into account any controls already in place. No risks of a medium or greater level have been identified.

Options

Not applicable.

CONCLUSION

The list of payments made for the month of January 2020 is presented for information.

TIMELINE FOR IMPLEMENTATION OF OFFICER RECOMMENDATION

Not applicable.



LISTING OF PAYMENTS MADE
UNDER DELEGATED AUTHORITY
FOR THE MONTH OF JANUARY 2020

MUNICIPAL ACCOUNT	CHEQUE # 117731 - 117858	\$	342,594.62
ELECTRONIC TRANSFER PAYMENTS	EF069187 - EF069710	\$	4,057,205.12
TRUST ACCOUNT	TRUST ACCOUNT 7497 - 7500	\$	32,099.13
INTERNAL PAYMENT VOUCHERS	DD4005 - DD4032 (incl DD4002 not included in December 2019)	\$	1,700,605.40
		\$	6,132,504.27

CHEQUE PAYMENTS JANUARY 2020				
DATE	REF#	NAME	DESCRIPTION	AMOUNT
30/01/2020	117828	A GUARD & D O'CONNOR	CROSSOVER SUBSIDY PAYMENT	\$ 787.20
30/01/2020	117834	A MUTTON	CROSSOVER SUBSIDY PAYMENT	\$ 337.40
30/01/2020	117826	A REANY	CROSSOVER SUBSIDY PAYMENT	\$ 167.90
17/01/2020	117766	ADOLFO BONGHANYO	REFUND OF HALL & KEY DEPOSITS	\$ 200.00
17/01/2020	117767	ADVANCED PERSONNEL MANAGEMENT	REFUND OF HALL & KEY DEPOSITS	\$ 200.00
9/01/2020	117738	ALLEN EYRES	REFUND OF RATE OVERPAYMENT	\$ 750.00
23/01/2020	117804	ANDREW AND MARG LINDSAY	BIO-DIVERSITY RATE REBATE	\$ 597.38
9/01/2020	117753	ANNE SHIPWAY	REFUND CANCELLED HOLIDAY HOME APPLICATION	\$ 150.00
23/01/2020	117797	ANTHONY JOHN GRAHAM FISHER	BIO-DIVERSITY RATE REBATE	\$ 935.55
30/01/2020	117842	AR PARIS	REFUND OF RATE OVERPAYMENT	\$ 100.00
9/01/2020	117748	ARTGEO PETTY CASH	PETTY CASH REIMBURSEMENT	\$ 97.00
21/01/2020	117773	ARTGEO PETTY CASH	PETTY CASH REIMBURSEMENT	\$ 99.85
22/01/2020	117788	AUSTRALIAN COMMUNICATIONS & MEDIA AUTHORITY	COMMUNICATION SERVICES	\$ 45.00
31/01/2020	117857	AUSTRALIAN INSTITUTE OF BUILDING SURVEYORS	TRAINING SERVICES	\$ 300.00
8/01/2020	117743	B & B PENFOLD	JETTY TOURIST PARK BOND	\$ 62.00
22/01/2020	117774	B & J FRANCIS	REFUND OF RATE OVERPAYMENT	\$ 2,190.37
30/01/2020	117827	B ERDOSI & G GAL	CROSSOVER SUBSIDY PAYMENT	\$ 167.90
17/01/2020	117765	BELINDA KUHRER	REFUND OF ANIMAL TRAP BOND	\$ 100.00
23/01/2020	117808	BETTY PEAKER	BIO-DIVERSITY RATE REBATE	\$ 1,500.00
30/01/2020	117850	BM WALTER	REFUND OF RATE OVERPAYMENT	\$ 750.00
9/01/2020	117744	BP AUSTRALIA PTY LTD	REFUND OVERPAYMENT OF RENT	\$ 1,256.79
13/01/2020	117768	BUSSELTON CHORAL SOCIETY	DONATION	\$ 100.00
22/01/2020	117787	BUSSELTON HOSPICE INC	COMMUNITY BID	\$ 5,500.00
30/01/2020	117853	BUSSELTON PUBLIC LIBRARY - PETTY CASH	PETTY CASH REIMBURSEMENT	\$ 185.15
24/01/2020	117816	BUSSELTON WATER CORPORATION	WATER SERVICES	\$ 178.40
30/01/2020	117825	C IDDON	CROSSOVER SUBSIDY PAYMENT	\$ 249.80
16/01/2020	117761	CALLOWES CORNER NEWS	STAFF SOCIAL CLUB - LOTTO	\$ 290.00
30/01/2020	117819	CALLOWES CORNER NEWS	STAFF SOCIAL CLUB - LOTTO	\$ 290.00
22/01/2020	117784	CALLOWES CORNER NEWSAGENCY	STAFF SOCIAL CLUB - LOTTO	\$ 415.10
17/01/2020	117763	CAROL THOMPSON	PEOPLE'S CHOICE AWARD	\$ 500.00
23/01/2020	117793	CHRISTINE BYATT	BIO-DIVERSITY RATE REBATE	\$ 416.08
9/01/2020	117745	CITY OF BUSSELTON	REFUND OVERPAYMENT	\$ 2,411.06
16/01/2020	117760	CITY OF BUSSELTON	PAYROLL DEDUCTIONS REALLOCATION	\$ 6,082.03
24/01/2020	117815	CITY OF BUSSELTON	BATTLE OF THE BANDS PRIZE MONEY	\$ 1,000.00
30/01/2020	117818	CITY OF BUSSELTON	PAYROLL DEDUCTIONS REALLOCATION	\$ 5,904.63
30/01/2020	117852	CITY OF BUSSELTON	VARIOUS BOND AND RATES REFUNDS	\$ 2,668.92
9/01/2020	117746	CITY OF BUSSELTON - PETTY CASH	PETTY CASH REIMBURSEMENT	\$ 423.10
23/01/2020	117801	COLIN AND MARINA HOLDEN-TROITSKY	BIO-DIVERSITY RATE REBATE	\$ 332.14
22/01/2020	117782	CWA BUSSELTON	EVENT CATERING	\$ 650.00
30/01/2020	117829	D & A FANCOTE	CROSSOVER SUBSIDY PAYMENT	\$ 289.90
30/01/2020	117844	D & D JONES	REFUND OF RATE OVERPAYMENT	\$ 750.00
9/01/2020	117752	DAPHNE MAYNARD	REFUND OF RATE OVERPAYMENT	\$ 1,250.64
23/01/2020	117799	DAVID AND ELAINE GREENHILL	BIO-DIVERSITY RATE REBATE	\$ 741.06
2/01/2020	117758	DAVID ELLIS	REFUND DOG REGISTRATION	\$ 60.00
30/01/2020	117837	DEPARTMENT OF TRANSPORT	PLANT & VEHICLE REGISTRATION	\$ 328.00
31/01/2020	117858	DEPT OF PRIMARY INDUSTRIES & REGIONAL DEVELOPMENT	AGRICULTURAL SERVICES	\$ 76.50
9/01/2020	117741	DESMOND CAMPBELL	REFUND OF RATE OVERPAYMENT	\$ 126.33
30/01/2020	117835	DIABETES WA	REFUND CANCELLED BOOKING FEE	\$ 51.00
9/01/2020	117739	DIANE BRICE	REFUND OF RATE OVERPAYMENT	\$ 100.00
9/01/2020	117751	DINA LEWIS	REFUND OF RATE OVERPAYMENT	\$ 663.55
9/01/2020	117736	DONALD MUNDAY	REFUND OF RATE OVERPAYMENT	\$ 40.30
9/01/2020	117749	DUNSBOROUGH PUBLIC LIBRARY - PETTY CASH	PETTY CASH REIMBURSEMENT	\$ 85.80
17/01/2020	117762	DUNSBOROUGH PROGRESS ASSOCIATION	DONATION	\$ 1,000.00
30/01/2020	117847	ED WILLIAMSON	REFUND OF RATE OVERPAYMENT	\$ 750.00
30/01/2020	117821	Elisha Caulfield	REFUND OF ANIMAL TRAP BOND	\$ 100.00
22/01/2020	117779	ELISHA SALTARINI	REFUND DOG REGISTRATION	\$ 60.00
23/01/2020	117809	EMMA CLARE PINNELL	BIO-DIVERSITY RATE REBATE	\$ 959.06
23/01/2020	117805	EVAN LITIS	BIO-DIVERSITY RATE REBATE	\$ 752.67
22/01/2020	117790	FRED ROSE EXCAVATOR HIRE	EARTHMOVING - WASTE FACILITY & ROADWORKS	\$ 10,708.50
21/01/2020	117772	GEOGRAPHE LEISURE CENTRE - PETTY CASH	PETTY CASH REIMBURSEMENT	\$ 241.25
30/01/2020	117845	GN COX	REFUND OF RATE OVERPAYMENT	\$ 100.00
22/01/2020	117780	HOOLEE DOOLEEZ VARIETY & VALUE	VACATION CARE SUPPLIES	\$ 120.00

DATE	REF#	NAME	DESCRIPTION	AMOUNT
30/01/2020	117848	HW ROSBENDER	REFUND OF RATE OVERPAYMENT	\$ 750.00
30/01/2020	117838	J & C GROWDEN	REFUND OF RATE OVERPAYMENT	\$ 750.00
30/01/2020	117836	JAYDEN FRASER	DONATION	\$ 500.00
23/01/2020	117795	JESSICA CULLEN	BIO-DIVERSITY RATE REBATE	\$ 1,231.09
22/01/2020	117777	JOSHUA HILL	REFUND DOG REGISTRATION	\$ 150.00
23/01/2020	117798	JULIE AND DUNCAN GARDINER	BIO-DIVERSITY RATE REBATE	\$ 890.56
23/01/2020	117800	KERRY AND RIC HARVEY	BIO-DIVERSITY RATE REBATE	\$ 250.00
30/01/2020	117851	KR CHAYTOR	REFUND OF RATE OVERPAYMENT	\$ 375.00
30/01/2020	117822	L YEARBURY & S ALLEN	CROSSOVER SUBSIDY PAYMENT	\$ 148.10
30/01/2020	117846	LJ RYAN	REFUND OF RATE OVERPAYMENT	\$ 100.00
30/01/2020	117840	LJ WILSON	REFUND OF RATE OVERPAYMENT	\$ 750.00
30/01/2020	117824	M & D GREEN	CROSSOVER SUBSIDY PAYMENT	\$ 237.90
30/01/2020	117841	M & G KLEEMAN	REFUND OF RATE OVERPAYMENT	\$ 750.00
30/01/2020	117832	M DEAN	CROSSOVER SUBSIDY PAYMENT	\$ 269.60
30/01/2020	117833	M ROBERTS & J WILLIAMSON	CROSSOVER SUBSIDY PAYMENT	\$ 267.80
30/01/2020	117831	M WHITE	CROSSOVER SUBSIDY PAYMENT	\$ 289.90
23/01/2020	117794	MARY CRAIGIE	BIO-DIVERSITY RATE REBATE	\$ 2,029.37
23/01/2020	117807	MATTHEW NEAL	BIO-DIVERSITY RATE REBATE	\$ 475.63
2/01/2020	117757	MICHELL THOMPSON	REFUND DOG REGISTRATION	\$ 51.67
31/01/2020	117854	OFFICE OF THE CEO - PETTY CASH	PETTY CASH REIMBURSEMENT	\$ 487.30
22/01/2020	117776	P & C BLACHFORD	REFUND NEIGHBOURHOOD REFERRAL FEE	\$ 124.00
9/01/2020	117756	PATRICIA LEWIN	REFUND CANCELLED TRADERS PERMIT APPLICATION	\$ 154.00
23/01/2020	117792	PAUL BUCKINGHAM	BIO-DIVERSITY RATE REBATE	\$ 944.37
3/01/2020	117734	PAYMENT CANCELLED	PAYMENT CANCELLED	\$ -
22/01/2020	117775	PAYMENT CANCELLED	PAYMENT CANCELLED	\$ -
23/01/2020	117783	PAYMENT CANCELLED	PAYMENT CANCELLED	\$ -
23/01/2020	117803	PETER JENNINGS	BIO-DIVERSITY RATE REBATE	\$ 1,468.42
23/01/2020	117811	PETER AND JENNY STARK	BIO-DIVERSITY RATE REBATE	\$ 973.54
22/01/2020	117789	PETER HUNT - ARCHITECT	ARCHITECTURAL SERVICES	\$ 5,500.00
24/01/2020	117817	PETER KIELY	VACATION CARE CONSUMABLES REIMBURSED	\$ 20.50
9/01/2020	117740	PHILIP COSTELLO	REFUND OF RATE OVERPAYMENT	\$ 750.00
9/01/2020	117750	PIPPA MINTER	REFUND OF ANIMAL TRAP BOND	\$ 100.00
30/01/2020	117843	R & L O'DONOGHUE	REFUND OF RATE OVERPAYMENT	\$ 687.50
9/01/2020	117754	RG & R POOLE	REFUND CANCELLED BUILDING APPLICATION	\$ 105.00
30/01/2020	117830	RJ WHITE	CROSSOVER SUBSIDY PAYMENT	\$ 411.90
18/12/2019	117778	S KEEBLE	REFUND DOG REGISTRATION	\$ 150.00
8/01/2020	117735	SHELBY STEPHENS	GLC MEMBERSHIP REFUNDS	\$ 1,382.00
22/01/2020	117785	SHIRE OF CAPEL	LOCAL GOV'T SERVICES	\$ 5,548.69
9/01/2020	117755	SM & JG KEALL	REFUND CANCELLED DEVELOPMENT APPLICATION	\$ 147.00
23/01/2020	117810	SUE SEAMAN	BIO-DIVERSITY RATE REBATE	\$ 550.85
9/01/2020	117742	SUSAN TUCK	REFUND OF RATE OVERPAYMENT	\$ 100.00
3/01/2020	117731	SYNERGY	ELECTRICITY SUPPLIES	\$ 6,512.01
10/01/2020	117759	SYNERGY	ELECTRICITY SUPPLIES	\$ 88,704.38
17/01/2020	117769	SYNERGY	ELECTRICITY SUPPLIES	\$ 2,728.18
24/01/2020	117812	SYNERGY	ELECTRICITY SUPPLIES	\$ 61,449.91
31/01/2020	117855	SYNERGY	ELECTRICITY SUPPLIES	\$ 5,753.60
30/01/2020	117823	T MCFARLANE	CROSSOVER SUBSIDY PAYMENT	\$ 161.10
21/01/2020	117771	TAGBOIN PTY LTD	REFUND PAYMENTS - SUNDRY	\$ 1,077.28
3/01/2020	117732	TELSTRA CORPORATION	COMMUNICATION SERVICES	\$ 20,750.40
17/01/2020	117770	TELSTRA CORPORATION	COMMUNICATION SERVICES	\$ 78.99
31/01/2020	117856	TELSTRA CORPORATION	COMMUNICATION SERVICES	\$ 9,343.13
17/01/2020	117764	TENNIS SENIORS WA	REFUND OF HALL & KEY DEPOSITS	\$ 1,000.00
30/01/2020	117820	THOMAS MAZEY	ART SALES	\$ 182.00
23/01/2020	117796	TRAVIS & JAIMIE DRYSDALE	BIO-DIVERSITY RATE REBATE	\$ 351.67
23/01/2020	117802	VALERIE HOPKINS	BIO-DIVERSITY RATE REBATE	\$ 250.00
24/01/2020	117813	VOID PAYMENT	VOID PAYMENT	\$ -
24/01/2020	117814	VOID PAYMENT	VOID PAYMENT	\$ -
30/01/2020	117839	W DAVIS & J PALMER	REFUND OF RATE OVERPAYMENT	\$ 799.96
30/01/2020	117849	WA CRIDLAND	REFUND OF RATE OVERPAYMENT	\$ 432.63
22/01/2020	117781	WA STRATA MANAGEMENT	STRATA LEVY FEES & WATER CONSUMPTION	\$ 975.69
3/01/2020	117733	WATER CORPORATION	WATER SERVICES	\$ 23,224.82
9/01/2020	117747	WATER CORPORATION	WATER SERVICES	\$ 507.38
22/01/2020	117786	WATER CORPORATION	WATER SERVICES	\$ 3,775.59
23/01/2020	117806	WERNER MUELLER	BIO-DIVERSITY RATE REBATE	\$ 673.81
9/01/2020	117737	WILLIAM CRIFER	REFUND OF RATE OVERPAYMENT	\$ 750.00
23/01/2020	117791	ZACCARIA CONCERTS AND TOURING PTY LTD	REFUND GROUND HIRE BOND	\$ 25,495.00
				\$ 342,594.62

EFT PAYMENTS JANUARY 2020				
DATE	REF#	NAME	DESCRIPTION	AMOUNT
22/01/2020	69359	12D SOLUTIONS PTY LTD	SOFTWARE MAINTENANCE	\$ 2,598.75
17/01/2020	69272	3E CONSULTING ENGINEERS PTY LTD	CONSULTANCY SERVICES	\$ 10,120.00
22/01/2020	69407	ABEC ENVIRONMENTAL CONSULTING PTY LTD	ENVIRONMENTAL CONSULTING	\$ 825.00
22/01/2020	69519	AC FORSTER & SON	PLUMBING SERVICES	\$ 1,351.75
10/01/2020	69238	ACCESS HOUSING	RATES REFUND	\$ 3,275.59
22/01/2020	69551	ACTIV FOUNDATION INC	MAINTENANCE SERVICES	\$ 61,681.98
17/01/2020	69276	ACTION SOUTH WEST TRUST ACCOUNT	RATE REFUND	\$ 5,687.00
22/01/2020	69336	ACURIX NETWORKS	INTERNET WIFI ACCESS	\$ 3,330.80
31/01/2020	69676	ACURIX NETWORKS	INTERNET WIFI ACCESS	\$ 715.00
22/01/2020	69460	ADAM DAVEY CONSULTING	TURF CONSULTANT	\$ 1,023.55
22/01/2020	69322	ADELPHI TAILORING COMPANY	PROTECTIVE CLOTHING SUPPLIER	\$ 1,122.00
22/01/2020	69462	ADVAM PTY LTD	AIRPORT CARPARK CREDIT CARD TRANSACTIONS	\$ 324.19
10/01/2020	69251	ADVANCED CLEANING SOUTHWEST	BBQ CLEANING	\$ 3,110.50
22/01/2020	69428	ADVANCED SEALING TRUST	MAINTENANCE SERVICES	\$ 6,776.63
17/01/2020	69290	AFGRI EQUIPMENT	MACHINERY EQUIPMENT PARTS AND SERVICE	\$ 695.24

DATE	REF#	NAME	DESCRIPTION	AMOUNT
8/01/2020	69208	AGP SECURITY	SANTA APPEARANCE	\$ 300.00
24/01/2020	69644	ALEXIA MORGAN	BITP REFUND	\$ 212.00
17/01/2020	69283	ALINTA ENERGY	GAS USAGE	\$ 50.70
31/01/2020	69681	ALINTA ENERGY	GAS USAGE	\$ 135.15
10/01/2020	69229	ALL SEA CHARTERS	BOND REFUND	\$ 4,500.00
3/01/2020	69200	ALLAN MILLER	STAFF REIMBURSEMENT	\$ 92.40
22/01/2020	69616	ALLOY & STAINLESS PRODUCTS PTY LTD	PLANT PURCHASES / SERVICES / PARTS	\$ 1,253.27
22/01/2020	69440	ALPINE LAUNDRY PTY LTD	COMMERCIAL LAUNDRY	\$ 219.10
22/01/2020	69560	AMITY SIGNS	SIGNAGE SERVICES	\$ 63.25
10/01/2020	69215	ANDERS HAMMARSTROM	ART SALES	\$ 28.00
22/01/2020	69400	ANDREW PLEDGER	FRIDGE DE GASSING	\$ 1,082.40
10/01/2020	69220	ANGELA GRIFFIN	STAFF REIMBURSEMENT	\$ 61.38
22/01/2020	69485	ANNIE WINCHCOMBE	ARTWORK BANNER	\$ 250.00
22/01/2020	69429	ANSTEE EARTHMOVING CO	EARTHMOVING SERVICES	\$ 720.00
17/01/2020	69287	AQUATIC SERVICES WA PTY LTD	POOL SERVICE AND MAINTENANCE	\$ 6,490.00
22/01/2020	69425	AQUAVIVA CATERING	CATERING	\$ 750.00
22/01/2020	69326	AR PLUMBING & GAS SERVICE	PLUMBING SERVICES	\$ 2,115.30
8/01/2020	69204	ARBOR GUY	TREE MAINTENANCE SERVICES	\$ 6,010.40
22/01/2020	69328	ARBOR GUY	TREE MAINTENANCE SERVICES	\$ 9,254.85
22/01/2020	69413	ARM SECURITY SYSTEMS	SECURITY SYSTEMS SUPPLY AND MONITORING	\$ 1,415.70
22/01/2020	69415	ARTEZEN CAFE	NCC NETBALL FINAL PRIZES	\$ 265.00
8/01/2020	69207	AUSSIE BROADBAND PTY LTD	NBN BROADBAND	\$ 2,203.40
31/01/2020	69692	AUSSIE BROADBAND PTY LTD	NBN BROADBAND	\$ 2,203.40
22/01/2020	69543	AUSTRALIA POST	POSTAL SERVICE	\$ 9,810.14
22/01/2020	69314	AUSTRALIAN COASTAL COUNCILS ASSOCIATION INC	ACCOMMODATION SERVICES	\$ 495.00
16/01/2020	69265	AUSTRALIAN SERVICES UNION	UNION FEES	\$ 25.90
30/01/2020	69666	AUSTRALIAN SERVICES UNION	UNION FEES	\$ 25.90
16/01/2020	69264	AUSTRALIAN TAXATION OFFICE	PAYG TAXATION	\$ 239,606.00
30/01/2020	69665	AUSTRALIAN TAXATION OFFICE	PAYG TAXATION	\$ 246,118.00
22/01/2020	69592	AUTO ONE	PLANT PURCHASES / SERVICES / PARTS	\$ 7,136.11
22/01/2020	69406	AUTO TOUCH	VEHICLE DETAILING	\$ 250.00
22/01/2020	69495	AV TRUCK SERVICES PTY LTD	VEHICLE PARTS & MAINTENANCE	\$ 169.74
22/01/2020	69558	B & B STREET SWEEPING	STREET SWEEPING SERVICE	\$ 66,848.51
24/01/2020	69654	BARRY ALLEN ELECTRICAL SERVICES PTY LTD	ELECTRICAL SERVICES	\$ 1,604.90
22/01/2020	69392	BATTERY WORLD BUNBURY	BATTERIES	\$ 1,144.00
22/01/2020	69613	BAY CABINETS	FURNITURE PRODUCT SUPPLIER	\$ 77.00
10/01/2020	69252	BAY SIGNS	SIGNAGE SERVICES	\$ 135.00
3/01/2020	69191	BAYTHE LINEN AND LAUNDRY	SUPPLY OF CLEAN LINEN	\$ 1,616.19
22/01/2020	69426	BAYTHE LINEN AND LAUNDRY	SUPPLY OF CLEAN LINEN	\$ 37.09
22/01/2020	69365	BCP CIVIL & PLANT	EXCAVATOR & PLANT HIRE - VARIOUS WORKS	\$ 19,847.85
17/01/2020	69280	BCP CONTRACTORS PTY LTD	EARTHWORKS	\$ 54,037.58
22/01/2020	69367	BCP LIQUID WASTE	LIQUID WASTE SERVICES	\$ 20,373.05
22/01/2020	69366	BCP MATERIALS PTY LTD	SAND SUPPLIES	\$ 171.60
22/01/2020	69634	BEACHLANDS LAWNMOWING SERVICE	LAWN MOWING SERVICE	\$ 260.00
22/01/2020	69625	BEACHSIDE BUILDING & MAINTENANCE	MAINTENANCE SERVICES	\$ 497.75
22/01/2020	69435	BELLROCK CLEANING SERVICES PTY LTD	CLEANING SERVICES	\$ 34,393.62
22/01/2020	69569	BENARA NURSERY	NURSERY SUPPLIES	\$ 242.00
22/01/2020	69318	BEYOND SAFETY	PROTECTIVE CLOTHING SUPPLIER	\$ 1,037.50
17/01/2020	69292	BIOMAX PTY LTD	WASTE WATER TREATMENT TANK	\$ 3,960.00
22/01/2020	69549	BLACKWOODS	FLEET CONSUMABLES & MAINTENANCE PARTS	\$ 6,227.92
22/01/2020	69513	BOC GASES AUSTRALIA LTD	GAS SERVICES	\$ 3,705.63
10/01/2020	69239	BREE OMODEI	ARTWORK	\$ 250.00
3/01/2020	69195	BRIAN EDWARD INGRAM	CARPENTRY SERVICES	\$ 2,525.00
17/01/2020	69293	BRIAN EDWARD INGRAM	CARPENTRY SERVICES	\$ 3,375.00
31/01/2020	69693	BRIAN EDWARD INGRAM	CARPENTRY SERVICES	\$ 3,375.00
22/01/2020	69335	BRIDGESTONE	TYRE SERVICES	\$ 271.70
20/01/2020	69313	BROADWATER BRICK PAVING	PAVING SERVICES	\$ 4,020.00
22/01/2020	69623	BROADWATER BRICK PAVING	PAVING SERVICES	\$ 1,800.00
24/01/2020	69653	BROADWATER BRICK PAVING	PAVING SERVICES	\$ 1,800.00
22/01/2020	69364	BROADWATER MEDICAL CENTRE	MEDICAL SERVICES	\$ 75.00
22/01/2020	69562	BSEWA	ELECTRICAL SERVICES	\$ 24,235.58
22/01/2020	69526	BUCHER MUNICIPAL PTY LTD	ENGINEERING - PLANT SPARES & SERVICING	\$ 727.07
22/01/2020	69370	BUILDING SUPPLIES SOUTH WEST	BUILDING PRODUCT SUPPLIER	\$ 58.45
22/01/2020	69444	BUNBURY HARVEY REGIONAL COUNCIL	WASTE DISPOSAL	\$ 763.70
22/01/2020	69584	BUNBURY HIAB AND TILTRAY (HOTMAC GOLD PTY LTD T/AS)	TILT TRAY SERVICES	\$ 863.50
22/01/2020	69565	BUNNINGS BUILDING SUPPLIES	HARDWARE SUPPLIES	\$ 15,650.89
22/01/2020	69601	BURKE AIR	AIR CONDITIONING SERVICES	\$ 3,577.92
10/01/2020	69228	BUSSELTON AGRICULTURAL SERVICES (WA) PTY LTD	RURAL SUPPLIES	\$ 4,454.00
22/01/2020	69405	BUSSELTON AGRICULTURAL SERVICES (WA) PTY LTD	RURAL SUPPLIES	\$ 730.00
22/01/2020	69331	BUSSELTON ALLSPORTS INC T/A BUSSELTON JETTY SWIM	JETTY SWIM 2020	\$ 22,660.00
22/01/2020	69387	BUSSELTON AUTO ELECTRICS	AUTO ELECTRICAL SERVICES	\$ 347.00
22/01/2020	69338	BUSSELTON BEARING SERVICES	BEARING SUPPLIES	\$ 2,528.28
22/01/2020	69568	BUSSELTON BITUMEN SERVICE	EARTHMOVING SERVICES	\$ 6,033.50
22/01/2020	69515	BUSSELTON BRASS INC.	ENTERTAINMENT SERVICES	\$ 100.00
22/01/2020	69556	BUSSELTON BUILDING PRODUCTS	BUILDING PRODUCT SUPPLIER	\$ 672.09
22/01/2020	69484	BUSSELTON DUNSBOROUGH MAIL	ADVERTISING SERVICES	\$ 2,975.00
22/01/2020	69583	BUSSELTON FOOTBALL & SPORTSMAN CLUB	ELECTRICITY REIMBURSEMENT	\$ 130.07
24/01/2020	69649	BUSSELTON FOOTBALL & SPORTSMAN CLUB	ELECTRICITY REIMBURSEMENT	\$ 155.26
22/01/2020	69320	BUSSELTON HYDRAULIC SERVICES INC	HYDRAULIC SERVICES	\$ 2,648.36
23/01/2020	69580	BUSSELTON JETTY INC.	PAYMENT CANCELLED	\$ -
31/01/2020	69703	BUSSELTON JETTY INC.	YCAC AND VACATION CARE EXPENSES	\$ 793.80
22/01/2020	69333	BUSSELTON LOCKSMITH	SECURITY SUPPLIES	\$ 514.25
22/01/2020	69411	BUSSELTON MOTORCYCLES	VEHICLE PARTS	\$ 517.75
22/01/2020	69539	BUSSELTON MOTORS (MITSUBISHI/MAZDA)	VEHICLE PURCHASES / SERVICES / PARTS	\$ 6,808.65
22/01/2020	69554	BUSSELTON MULTI SERVICE	ENGRAVING SERVICES	\$ 143.00

DATE	REF#	NAME	DESCRIPTION	AMOUNT
22/01/2020	69479	BUSSELTON MUSIC	MUSICAL EQUIPMENT AND ACCESSORIES	\$ 130.00
22/01/2020	69552	BUSSELTON PEST & WEED CONTROL	PEST CONTROL SERVICES	\$ 16,677.54
22/01/2020	69570	BUSSELTON REFRIGERATION & AIRCONDITIONING	REFRIGERATION/AIR CONDITIONING SERVICES	\$ 1,815.00
22/01/2020	69535	BUSSELTON RETRAVISION	ELECTRICAL GOODS & SERVICES	\$ 78.00
22/01/2020	69421	BUSSELTON REWINDS	PLANT PURCHASES/SERVICES / PARTS	\$ 1,147.85
23/01/2020	69361	BUSSELTON RUNNERS CLUB INC	PAYMENT CANCELLED	\$ -
24/01/2020	69636	BUSSELTON RUNNERS CLUB INC	GRANT FUNDING	\$ 2,750.00
22/01/2020	69545	BUSSELTON SENIOR CITIZENS CENTRE	QUARTERLY DONATION PAYMENT	\$ 23,868.35
17/01/2020	69303	BUSSELTON STATE EMERGENCY SERVICE	PETTY CASH REIMBURSEMENT	\$ 762.35
22/01/2020	69390	BUSSELTON STOCKFEED & PET SUPPLIES	ANIMAL SUPPLIES	\$ 458.00
17/01/2020	69309	BUSSELTON TAXIS	TRANSPORTATION SERVICE	\$ 920.00
22/01/2020	69402	BUSSELTON TOWING SERVICE	TOWING SERVICES	\$ 110.00
22/01/2020	69512	BUSSELTON TOYOTA	VEHICLE PURCHASES / SERVICES / PARTS	\$ 1,704.00
22/01/2020	69505	BUSSELTON TROTTING CLUB INC	ADVERTISING MATERIALS PRINTING	\$ 727.43
22/01/2020	69438	BUSSELTON UKULELE STRUMMERS INC.	MUSIC PERFORMANCE	\$ 100.00
22/01/2020	69582	BUSSELTON WELDING SERVICES	WELDING SERVICES	\$ 1,710.50
17/01/2020	69296	C & L O'MALLEY	BITP REFUND	\$ 62.00
17/01/2020	69281	CALIBRE PROFESSIONAL SERVICES PTY LTD	ENGINEERING SERVICES	\$ 8,332.50
22/01/2020	69459	CAMPBELLS	GLC KIOSK PURCHASES	\$ 484.99
22/01/2020	69488	CAPE CELLARS BUSSELTON	REFRESHMENTS	\$ 129.97
22/01/2020	69627	CAPE DRYCLEANERS	LINEN CLEANING SERVICES	\$ 52.40
22/01/2020	69337	CAPE LIFE PTY LTD	GARDEN SERVICES	\$ 1,584.00
22/01/2020	69619	CAPE RURAL CONTRACTING	FIRE CONTROL SERVICES	\$ 5,797.00
22/01/2020	69585	CAPE TO CAPE EXCAVATIONS	EARTHMOVING SERVICES	\$ 478.50
24/01/2020	69638	CAROLYN RYDER	STAFF REIMBURSEMENT	\$ 95.00
17/01/2020	69288	CB TRAFFIC SOLUTIONS PTY LTD	TRAFFIC MANAGEMENT SERVICES	\$ 7,636.36
22/01/2020	69470	CB TRAFFIC SOLUTIONS PTY LTD	TRAFFIC MANAGEMENT SERVICES	\$ 22,458.03
22/01/2020	69521	CHADSON ENGINEERING	ENGINEERING SERVICES	\$ 120.89
22/01/2020	69463	CHILD AUSTRALIA	CONSULTANCY AND DEVELOPMENT	\$ 3,198.00
22/01/2020	69351	CHRIS SHEEDY PANEL & PAINT	PANEL REPAIRS & REPLACEMENT	\$ 1,000.00
31/01/2020	69682	CHRISTINE SEATORY	ART SALES	\$ 238.00
22/01/2020	69574	CHUBB FIRE & SECURITY PTY LTD	FIRE EQUIPMENT SERVICES	\$ 11,281.42
24/01/2020	69650	CITY AND REGIONAL FUELS	FUEL SERVICES	\$ 2,430.35
16/01/2020	69262	CITY OF BUSSELTON CHRISTMAS CLUB	PAYROLL DEDUCTIONS	\$ 4,012.18
30/01/2020	69663	CITY OF BUSSELTON CHRISTMAS CLUB	PAYROLL DEDUCTIONS	\$ 4,012.18
16/01/2020	69268	CITY OF BUSSELTON-SOCIAL CLUB	SOCIAL CLUB REIMBURSEMENT	\$ 228.00
30/01/2020	69669	CITY OF BUSSELTON-SOCIAL CLUB	SOCIAL CLUB REIMBURSEMENT	\$ 230.00
17/01/2020	69307	CLEANAWAY	WASTE MANAGEMENT SERVICES	\$ 168,929.03
22/01/2020	69589	CLEANAWAY	WASTE MANAGEMENT SERVICES	\$ 14,363.47
22/01/2020	69410	CLEANAWAY SOLID WASTE PTY LTD	WASTE DISPOSAL SERVICES	\$ 16,012.62
22/01/2020	69319	CLEVERPATCH	VACATION CARE SUPPLIES	\$ 402.30
17/01/2020	69289	CLINTON LONG PROJECT MANAGEMENT PTY LTD	HERITAGE RESTORATION SPECIALIST	\$ 157,033.52
22/01/2020	69602	COCA COLA - AMATIL PTY LTD	GLC KIOSK PURCHASES	\$ 407.38
3/01/2020	69202	COLES	COUNCIL & STAFF REFRESHMENTS	\$ 47.09
10/01/2020	69253	COLES	COUNCIL & STAFF REFRESHMENTS	\$ 296.55
17/01/2020	69304	COLES	COUNCIL & STAFF REFRESHMENTS	\$ 905.54
22/01/2020	69577	COLES	COUNCIL & STAFF REFRESHMENTS	\$ 46.49
24/01/2020	69648	COLES	CAFÉ SUPPLIES	\$ 654.42
31/01/2020	69702	COLES	YCAC AMD GLC CAFÉ SUPPLIES	\$ 1,541.99
10/01/2020	69221	COLES.COM.AU	COUNCIL & STAFF REFRESHMENTS	\$ 214.42
22/01/2020	69372	COLES.COM.AU	COUNCIL & STAFF REFRESHMENTS	\$ 1,068.75
3/01/2020	69189	COLIN WOODFORD CARPENTRY & FINE FURNITURE	CARPENTRY SERVICES	\$ 1,375.00
17/01/2020	69282	COMBINED METAL INDUSTRIES	STEEL PRODUCTS SUPPLIER	\$ 431.84
22/01/2020	69324	COMBINED TEAM SERVICES	TRAINING SERVICES	\$ 385.00
22/01/2020	69374	COMMERCIAL TURF SERVICES	LAWN MOWER MECHANICAL SERVICES	\$ 1,551.00
22/01/2020	69439	COMMON GROUND TRAILS	TRAIL BUILDERS	\$ 4,108.50
22/01/2020	69344	COMPLETE PORTABLES	PORTABLE TOILET HIRE	\$ 291.50
31/01/2020	69700	COOLING BROTHERS GLASS COMPANY PTY LTD	GLASS SERVICES	\$ 3,649.80
17/01/2020	69297	CORRIB SILVER BAY DEVELOPMENTS PTY LTD	RATE REFUND	\$ 2,058.76
22/01/2020	69409	CORSIGN WA PTY LTD	SIGNAGE AND TRAFFIC ACCESSORIES	\$ 579.70
10/01/2020	69212	CR. G HENLEY	COUNCILLOR PAYMENT	\$ 10,622.75
31/01/2020	69672	CR. G HENLEY	REIMBURSE DRY CLEANING EXPENSES	\$ 75.85
10/01/2020	69242	CR. J BARRETT-LENNARD	COUNCILLOR PAYMENT	\$ 2,829.81
10/01/2020	69235	CR. K HICK	COUNCILLOR PAYMENT	\$ 4,526.51
31/01/2020	69686	CR. K HICK	REIMBURSE TRAVEL EXPENSES	\$ 166.24
10/01/2020	69243	CR. KATHERINE COX	COUNCILLOR PAYMENTS	\$ 2,829.81
10/01/2020	69234	CR. L MILES	COUNCILLOR PAYMENT	\$ 2,829.81
10/01/2020	69223	CR. P CARTER	COUNCILLOR PAYMENT	\$ 2,829.81
10/01/2020	69244	CR. P CRONIN	COUNCILLOR PAYMENTS	\$ 2,829.81
24/01/2020	69642	CR. P CRONIN	REIMBURSE TRAVEL EXPENSES	\$ 640.12
31/01/2020	69694	CR. P CRONIN	REIMBURSE CLOTHING EXPENSES	\$ 653.00
10/01/2020	69222	CR. R PAINE	COUNCILLOR PAYMENT	\$ 2,829.81
10/01/2020	69240	CR. SUSAN RICCELLI	COUNCILLOR PAYMENT	\$ 2,829.81
22/01/2020	69347	CRANEFORD PLUMBING PTY LTD	PLUMBING SERVICES	\$ 32,834.94
22/01/2020	69600	CROSS SECURITY SERVICES	SECURITY SERVICES	\$ 545.60
22/01/2020	69472	CS LEGAL - CLOISTERS SQUARE	LEGAL RECOVERY ON RATING DEBTS	\$ 1,805.66
16/01/2020	69263	CSDA EMPLOYERS EFT	DHS CENTRELINK PROGRAM PAYMENTS	\$ 114.59
30/01/2020	69664	CSDA EMPLOYERS EFT	DHS CENTRELINK PROGRAM PAYMENTS	\$ 48.48
10/01/2020	69219	CYNTHIA DIX	ART SALES	\$ 53.20
3/01/2020	69188	D MCKENZIE T/A LITORIA ECOSERVICES	CONSULTANCY SERVICES	\$ 1,078.00
22/01/2020	69368	D MCKENZIE T/A LITORIA ECOSERVICES	CONSULTANT, PEST AND WEED CONTROL SERVICES	\$ 14,748.25
22/01/2020	69518	DA CHRISTIE PTY LTD	PARK FURNITURE & EQUIPMENT SUPPLIER	\$ 279.40
22/01/2020	69516	DAVID GRAY & CO	GARBAGE BINS & PARTS SUPPLIER	\$ 4,870.80
22/01/2020	69572	DAVID MILDWATERS ELECTRICAL	MAINTENANCE SERVICES	\$ 11,438.63
22/01/2020	69481	DELNORTH PTY LTD	STEEL GUIDE POST SUPPLIER	\$ 4,797.10

DATE	REF#	NAME	DESCRIPTION	AMOUNT
10/01/2020	69241	DELOS DELTA PTY LTD	CONSULTANCY SERVICES	\$ 3,025.00
22/01/2020	69494	DELOS DELTA PTY LTD	CONSULTANCY SERVICES	\$ 2,475.00
22/01/2020	69358	DEPARTMENT OF HUMAN SERVICES	CHARGES FOR CENTREPAY FACILITY	\$ 142.56
22/01/2020	69399	DEPARTMENT OF PLANNING, LANDS AND HERITAGE	LEASE & RENT AGREEMENTS	\$ 1,100.00
16/01/2020	69267	DEPUTY CHILD SUPPORT REGISTRAR	SALARY DEDUCTIONS	\$ 1,265.43
30/01/2020	69668	DEPUTY CHILD SUPPORT REGISTRAR	SALARY DEDUCTIONS	\$ 1,265.43
22/01/2020	69576	DIAL BEFORE YOU DIG	CABLE LOCATION SERVICE	\$ 1,504.25
22/01/2020	69498	DIESEL AND HYDRAULIC SERVICES SOUTH WEST	PLANT REPAIR AND MAINTENANCE	\$ 340.45
22/01/2020	69615	DOOR HARDWARE SOLUTIONS	HARDWARE SUPPLIES	\$ 890.89
24/01/2020	69658	DOOR HARDWARE SOLUTIONS	PAYMENT CANCELLED	\$ -
31/01/2020	69705	DOOR HARDWARE SOLUTIONS	HARDWARE SUPPLIES	\$ 814.00
22/01/2020	69434	DORSOGNA LIMITED	ICE CREAM AND SMALL GOODS - GLC CAFÉ	\$ 2,571.23
22/01/2020	69503	DOWN SOUTH PHYSIO & SPORT REHAB PTY LTD	PHYSIOTHERAPY SERVICES	\$ 88.00
17/01/2020	69300	DUNSBOROUGH VOLUNTEER BUSHFIRE BRIGADE	PETTY CASH REIMBURSEMENT	\$ 60.00
22/01/2020	69586	DUNSBOROUGH & DISTRICTS PROGRESS ASSOC INC.	EVENT SPONSORSHIP	\$ 16,500.00
22/01/2020	69541	DUNSBOROUGH BOBCAT SERVICE	EARTHMOVING - BOBCAT HIRE	\$ 5,060.00
22/01/2020	69357	DUNSBOROUGH HARDWARE & HOME CENTRE	HARDWARE SERVICES	\$ 158.00
22/01/2020	69593	DUXTON HOTEL	ACCOMMODATION	\$ 2,082.40
22/01/2020	69437	DYNAMIC SECURITY MANAGEMENT	SECURITY	\$ 825.00
22/01/2020	69416	EDUCA LIMITED	E-PORTFOLIOS FOR VACATION CARE	\$ 1,108.80
22/01/2020	69587	EDUCATIONAL ART SUPPLIES	ART EQUIPMENT SUPPLIES	\$ 95.76
22/01/2020	69453	EIS CONTROL PTY LTD	ELECTRICAL SERVICES	\$ 954.80
10/01/2020	69231	ELAMOORE NATURAL SOAPS & COSMETICS PTY LTD	ART SALES	\$ 59.15
31/01/2020	69684	ELAMOORE NATURAL SOAPS & COSMETICS PTY LTD	ART SALES	\$ 13.65
22/01/2020	69315	ELLIOTS IRRIGATION PTY LTD	IRRIGATION SERVICES	\$ 1,949.20
3/01/2020	69203	EMMA O'BRIEN	STAFF REIMBURSEMENT	\$ 105.20
17/01/2020	69274	ENVIRONEX INTERNATIONAL PTY LTD	POOL CHEMICALS FOR GLC	\$ 2,847.90
22/01/2020	69343	ENVIRONEX INTERNATIONAL PTY LTD	POOL CHEMICALS FOR GLC	\$ 1,387.58
24/01/2020	69637	ERTECH PTY LTD	AIRPORT DESIGN AND CONSTRUCTION	\$ 2,475.00
22/01/2020	69376	EVERETT'S HOME AND YARD MAINTENANCE	MAINTENANCE SERVICES	\$ 480.00
3/01/2020	69194	FE TECHNOLOGIES PTY LTD	RFID EQUIPMENT	\$ 45,531.20
22/01/2020	69520	FENNESSY'S	VEHICLE PURCHASES / SERVICES / PARTS	\$ 36,729.77
10/01/2020	69248	FIONA RUMSA	ART SALES	\$ 99.00
22/01/2020	69497	FITNESS SOLUTIONS WA	FITNESS EQUIPMENT SERVICE AND REPAIR	\$ 722.90
22/01/2020	69500	FLEUR FERGUSON	TEACHING SERVICES	\$ 450.00
22/01/2020	69362	FORTUS	EARTHMOVING PARTS	\$ 927.85
22/01/2020	69427	FRESH AS	DAIRY SUPPLIES GLC CAFÉ	\$ 197.80
24/01/2020	69639	FRESH AS	MILK SUPPLIES GLC CAFÉ	\$ 247.65
24/01/2020	69655	FRESH AS	DAIRY SUPPLIES GLC CAFÉ	\$ 136.45
22/01/2020	69385	FRONTLINE FIRE & RESCUE EQUIPMENT	EMERGENCY RESPONSE EQUIPMENT	\$ 65.62
22/01/2020	69605	GANNAWAYS CHARTER AND TOURS	BUS HIRE SERVICE	\$ 405.00
22/01/2020	69588	GAS-IT PIPE CONTRACTING	LOCATE UNDERGROUND GAS SERVICES	\$ 660.00
3/01/2020	69199	GB & VJ BRIERLEY	REFUND ANIMAL TRAP BOND	\$ 100.00
22/01/2020	69422	GEOBOX PTY LTD	VEHICLE CAMERAS	\$ 264.00
22/01/2020	69620	GEOGRAPHE BAY YACHT CLUB INC	GRANT FUNDING	\$ 11,000.00
22/01/2020	69414	GEOGRAPHE ELECTRICAL & COMMUNICATIONS GEC	ELECTRICAL SERVICES	\$ 819.50
22/01/2020	69339	GEOGRAPHE FORD	VEHICLE PURCHASES / SERVICES / PARTS	\$ 605.00
22/01/2020	69355	GEOGRAPHE INDUSTRIAL SUPPLIES	INDUSTRIAL SUPPLIES	\$ 22.27
17/01/2020	69301	GEOGRAPHE PETROLEUM	FUEL SERVICES	\$ 33,854.14
22/01/2020	69608	GEOGRAPHE SAWS AND MOWERS	PLANT PURCHASES / SERVICES / PARTS	\$ 3,577.40
10/01/2020	69250	GEOGRAPHE TIMBER & HARDWARE	HARDWARE SUPPLIES	\$ 1,706.45
22/01/2020	69522	GEOGRAPHE TIMBER & HARDWARE	HARDWARE SUPPLIES	\$ 3,329.54
22/01/2020	69398	GEOGRAPHE UNDERGROUND SERVICES	UNDERGROUND SERVICES	\$ 5,852.00
3/01/2020	69193	GEORGIA BIGNELL	KIOSK ART	\$ 250.00
22/01/2020	69490	GEOSPREAD	GREEN WASTE MULCHING	\$ 24,381.50
22/01/2020	69595	GHD PTY LTD	CONSULTANCY SERVICES	\$ 9,021.10
8/01/2020	69211	GISSA	CONSULTANCY SERVICES	\$ 3,548.60
31/01/2020	69699	GLEN GRIFFITHS	STAFF REIMBURSEMENT - TRAINING EXPENSES	\$ 119.80
16/01/2020	69259	GR & LC CHRISTIAN	RENTAL LEASE AGREEMENT	\$ 1,240.00
30/01/2020	69660	GR & LC CHRISTIAN	RENTAL LEASE AGREEMENT	\$ 1,240.00
24/01/2020	69635	GRACE RECORDS MANAGEMENT (AUSTRALIA) PTY LTD	STORAGE SERVICES	\$ 440.46
22/01/2020	69607	GRASSIAS TURF MANAGEMENT	CRICKET PITCH MANAGEMENT SERVICES	\$ 3,900.00
17/01/2020	69273	GREG JAMES SCULPTURE	SCULPTURE - PIONEER WOMAN	\$ 26,907.31
22/01/2020	69611	GUMPTION PTY LTD	ADVERTISING SERVICES	\$ 4,200.00
17/01/2020	69271	HALIFAX CRANE HIRE PTY LTD	CRANE HIRE	\$ 3,404.64
22/01/2020	69329	HALIFAX CRANE HIRE PTY LTD	CRANE HIRE	\$ 4,752.00
22/01/2020	69530	HANSON CONST. MATERIALS PTY LTD	CONCRETE SERVICES	\$ 5,715.60
22/01/2020	69492	HARVEY NORMAN AV/IT SUPERSTORE BUSSELTON	ELECTRICAL APPLIANCE SERVICES	\$ 19.00
31/01/2020	69687	HELEN READING	ART SALES	\$ 19.60
16/01/2020	69258	HIF	HEALTH INSURANCE	\$ 247.85
22/01/2020	69628	HIP POCKET WORK WEAR AND SAFETY	UNIFORMS & PROTECTIVE CLOTHING	\$ 2,482.49
22/01/2020	69464	ILLION AUSTRALIA PTY LTD	BUSINESS NAME AND COMPANY SEARCHES	\$ 445.65
22/01/2020	69393	IMAGE ON LINE	MARKETING	\$ 261.25
31/01/2020	69695	IN SIGHT PHOTOGRAPHY	PHOTOGRAPHY SERVICES	\$ 1,400.00
22/01/2020	69442	INTERNATIONAL ON THE WATER HOTEL	ACCOMMODATION	\$ 175.00
3/01/2020	69201	IPWEA-WA	CORPORATE MEMBERSHIP	\$ 990.00
22/01/2020	69573	IPWEA-WA	SUBSCRIPTION FEES	\$ 319.00
22/01/2020	69486	JAMES BENNETT	SPECIALIST LIBRARY RESOURCES	\$ 237.25
10/01/2020	69246	JAMES WILD	ART SALES	\$ 1,089.00
22/01/2020	69451	JCW ELECTRICAL GROUP PTY LTD	ELECTRICAL CONTRACTING	\$ 670.45
10/01/2020	69230	JENNIFER BROWN	ART SALES	\$ 144.80
31/01/2020	69683	JENNIFER BROWN	ART SALES	\$ 65.20
22/01/2020	69323	JIGSAW SIGNS & PRINT	SIGNAGE SERVICES	\$ 2,883.00
22/01/2020	69363	JIMS FIRST	HARDWARE SUPPLIES	\$ 962.67
17/01/2020	69299	JOHANNA INVESTMENTS PTY LTD	RATES REFUND	\$ 47.79

DATE	REF#	NAME	DESCRIPTION	AMOUNT
22/01/2020	69384	JONES MARINE	DIVING MAINTENANCE	\$ 990.00
10/01/2020	69257	JUICE PRINT	PRINTING SERVICES	\$ 356.50
22/01/2020	69621	JUICE PRINT	PRINTING SERVICES	\$ 567.60
31/01/2020	69690	JULIE GUTHRIDGE	ART SALES	\$ 53.90
17/01/2020	69306	KALLOORUP BUSHFIRE BRIGADE	PETTY CASH REIMBURSEMENT	\$ 175.51
17/01/2020	69295	KANGAROO ISLAND MAYORAL RELIEF AND	KANGAROO ISLAND BUSHFIRE RECOVERY DONATION	\$ 1,000.00
10/01/2020	69232	KATE WESTERN	VACATION CARE CONSUMABLES REIMBURSED	\$ 102.50
17/01/2020	69286	KATE WESTERN	VACATION CARE CONSUMABLES REIMBURSED	\$ 128.00
31/01/2020	69685	KATE WESTERN	VACATION CARE SUPPLIES	\$ 83.30
22/01/2020	69506	KATHERINE ANNE ROSHER	REFUND DOG REGISTRATION	\$ 150.00
22/01/2020	69404	KATIE GARNETT	WELLNESS PROGRAM	\$ 1,400.00
22/01/2020	69524	KD POWER & CO	MAINTENANCE SERVICES	\$ 2,647.10
22/01/2020	69476	KEEL RESOURCES PTY LTD	CONSULTING SERVICES	\$ 1,584.00
10/01/2020	69237	KENT LYON ARCHITECT	DESIGN SERVICES	\$ 4,158.00
31/01/2020	69675	KEVAN COLLETT	ART SALES	\$ 10.50
17/01/2020	69275	KIDSAFE WA PLAYGROUND ADVISORY SERVICE	PLAYGROUND AUDIT	\$ 165.00
24/01/2020	69647	KIRSTY PALME	BOND REFUND - ANIMAL TRAP	\$ 100.00
22/01/2020	69563	KLEENHEAT GAS	GAS SERVICES	\$ 1,438.68
22/01/2020	69455	KMART BUSSELTON	RETAIL HOME WARES - VACATION CARE	\$ 16.00
22/01/2020	69534	KONNECT	MAINTENANCE SUPPLIES	\$ 342.08
22/01/2020	69536	LANDGATE (VALUER GENERAL'S OFFICE)	LAND VALUATIONS	\$ 9,866.09
22/01/2020	69529	LANDGATE CUSTOMER ACCOUNT	LAND INFORMATION AND TITLE SEARCHES	\$ 366.80
22/01/2020	69332	LANDSAVE ORGANICS	LANDSCAPING SERVICE	\$ 9,240.00
22/01/2020	69557	LAWRENCE & HANSON	ELECTRICAL/PROTECTIVE CLOTHING SUPPLIES	\$ 1,644.36
17/01/2020	69308	LD TOTAL	LANDSCAPING SERVICES	\$ 4,455.00
22/01/2020	69321	LEEUWIN CIVIL PTY LTD	HIRE EQUIPMENT SERVICES	\$ 3,767.68
22/01/2020	69606	LEEUWIN TRANSPORT	COURIER SERVICES	\$ 764.29
22/01/2020	69499	LEOPARD CONTROLS	ENERGY MANAGEMENT SYSTEM-LICENCE UPGRADE	\$ 1,017.50
10/01/2020	69226	LGISWA	ADJUSTMENT INSURANCE PREMIUMS	\$ 1,743.97
22/01/2020	69465	LIFE READY PHYSIO & PILATES BUSSELTON	MUSCULOSKELETAL FUNCTIONAL CAPACITY	\$ 148.50
22/01/2020	69445	LIGHT APPLICATION PTY LTD	LIGHTING SERVICE WORK	\$ 148.50
22/01/2020	69482	LINDA READ	ARTWORK	\$ 250.00
22/01/2020	69633	LOCAL GOVERNMENT PROFESSIONALS AUSTRALIA (WA DIVISION)	TRAINING SERVICES	\$ 7,950.00
16/01/2020	69266	LOCAL GOVT RACE COURSE & CEMETERY EMPLOYEES	UNION FEES	\$ 358.76
30/01/2020	69667	LOCAL GOVT RACE COURSE & CEMETERY EMPLOYEES	UNION FEES	\$ 358.76
22/01/2020	69501	LOCK AROUND THE CLOCK	SECURITY SERVICES	\$ 1,555.00
22/01/2020	69603	LOCK AROUND THE CLOCK	SECURITY SERVICES	\$ 926.00
22/01/2020	69348	LOMAX MEDIA	ADVERTISING	\$ 363.00
22/01/2020	69378	LOTEX FILTER CLEANING SERVICE	PLANT FILTER CLEANING SERVICE	\$ 452.89
20/01/2020	69312	MAIA FINANCIAL	LEASING PAYMENTS	\$ 10,624.30
22/01/2020	69525	MALATESTA ROAD PAVING & HOTMIX	ROAD HOTMIX / PAVING SERVICES	\$ 24,499.70
10/01/2020	69216	MARGARET PARKE	ART SALES	\$ 52.80
20/01/2020	69278	MARGARET RIVER BUSSELTON TOURISM ASSOCIATION	PAYMENT CANCELLED	\$ -
22/01/2020	69373	MARGARET RIVER BUSSELTON TOURISM ASSOCIATION	FINANCIAL ASSISTANCE LOCAL VISITORS CENTRE	\$ 47,923.44
22/01/2020	69350	MARGARET RIVER FENCING	MAINTENANCE SERVICES	\$ 1,782.00
22/01/2020	69377	MARKETFORCE PTY LTD	ADVERTISING SERVICES	\$ 3,203.21
10/01/2020	69227	MARTINE PERRET	ART SALES	\$ 40.60
10/01/2020	69256	MCGREGOR WJ & J	MANAGEMENT BUSSELTON JETTY TOURIST PARK	\$ 43,559.85
24/01/2020	69651	MCGREGOR WJ & J	REIMBURSE PLUMBING EXPENSE	\$ 132.00
22/01/2020	69489	MDM ENTERTAINMENT PTY LTD	DVD AND CD SUPPLY TO LIBRARY	\$ 843.31
22/01/2020	69483	MECHANICAL PROJECT SERVICES	AIRCONDITIONING & REFRIGERATION SERVICES	\$ 4,950.00
10/01/2020	69236	MICHAEL VIVIAN	ART SALES	\$ 82.60
31/01/2020	69689	MICHAEL VIVIAN	ART SALES	\$ 8.40
3/02/2020	69710	MIGUEL DIAS FERNANDES	SUNDRY STAFF PAYROLL REFUND	\$ 624.45
22/01/2020	69590	MODERN TEACHING AIDS PTY LTD	LIBRARY RESOURCES	\$ 109.97
22/01/2020	69396	MOORE STEPHENS WA PTY LTD	TRAINING SERVICES	\$ 2,497.01
22/01/2020	69517	MP ROGERS & ASSOCIATES PTY LTD	CONSULTANCY SERVICES	\$ 8,196.18
20/01/2020	69311	MRS R PRIDEAUX	ROADWORKS BOND	\$ 3,224.00
10/01/2020	69218	NALDA HOSKINS	ART SALES	\$ 301.50
31/01/2020	69680	NALDA HOSKINS	ART SALES	\$ 198.90
22/01/2020	69360	NAMES PLUS EMBROIDERY	EMBROIDERY SERVICES	\$ 148.00
22/01/2020	69330	NAOMI SEARLE	STAFF REIMBURSEMENT	\$ 90.00
22/01/2020	69450	NATURALISTE FABRICATION & CUSTOMS	METAL FABRICATION	\$ 176.00
22/01/2020	69382	NATURALISTE HYGIENE SERVICES	HYGIENE SERVICES	\$ 6,719.01
22/01/2020	69456	NATURALISTE TURF	TURF MAINTENANCE SERVICES	\$ 1,889.25
8/01/2020	69206	NBN CO LIMITED	NATIONAL BROADBAND SERVICES	\$ 330.00
10/01/2020	69233	NBN CO LIMITED	NATIONAL BROADBAND SERVICES	\$ 18,515.00
22/01/2020	69474	NETSTAR AUSTRALIA PTY LTD	GPS TELEMATICS	\$ 921.80
22/01/2020	69630	NEVERFAIL SPRINGWATER LTD	WATER REFILL SERVICE - DUNS WASTE FACILITY	\$ 501.10
22/01/2020	69527	NICHOLLS MACHINERY	PLANT PURCHASES / SERVICES / PARTS	\$ 3,812.23
3/01/2020	69192	NIGHTLIFE MUSIC PTY LTD	MUSIC AND VIDEO SUBSCRIPTION SERVICES	\$ 413.92
24/01/2020	69640	NIGHTLIFE MUSIC PTY LTD	MUSIC AND VIDEO SUBSCRIPTION SERVICES	\$ 413.92
3/01/2020	69190	OCEAN AIR CARPET CARE	CLEANING SERVICES	\$ 47,355.00
8/01/2020	69205	OCEAN AIR CARPET CARE	CLEANING SERVICES	\$ 2,451.22
22/01/2020	69383	OCEAN AIR CARPET CARE	CLEANING SERVICES	\$ 187.00
22/01/2020	69433	OFFICEWORKS	OFFICE EQUIPMENT SERVICES	\$ 770.99
22/01/2020	69478	OILVAC AUSTRALIA PTY LTD	OIL CHANGING EQUIPMENT	\$ 144.10
24/01/2020	69652	ONEMUSIC AUSTRALIA	PAYMENT CANCELLED	\$ -
22/01/2020	69454	ONSITE RENTAL GROUP PTY LTD	DRY HIRE	\$ 12,951.25
17/01/2020	69277	OPTUS BILLING SERVICES PTY LTD	FIXED INTERNET ACCESS	\$ 567.20
22/01/2020	69480	OTTIELIA ECOLOGY	ENVIRONMENTAL CONSULTANT	\$ 10,776.26
10/01/2020	69255	OWEN G ISBEL	ART SALES	\$ 188.80
22/01/2020	69449	PAMELA BRITTAIN	ART TEACHING	\$ 235.00
10/01/2020	69217	PANCAKE DESIGNS RESIN	ART SALES	\$ 121.10
31/01/2020	69679	PANCAKE DESIGNS RESIN	ART SALES	\$ 21.00





DATE	REF#	NAME	DESCRIPTION	AMOUNT
22/01/2020	69420	PASSMORE AUTOMOTIVE	VEHICLE MAINTENANCE SERVICES	\$ 476.80
8/01/2020	69210	PAUL F BYRNE	REFUND WORKS BOND	\$ 9,808.00
22/01/2020	69624	PAUL McDANIEL	AUDIO EQUIPMENT HIRE	\$ 200.00
22/01/2020	69395	PEKO PEKO	FESTIVAL ACTIVITY	\$ 150.00
22/01/2020	69537	PENDREY AGENCIES P/L	CHEMICAL / RURAL SUPPLIES	\$ 4,753.13
10/01/2020	69245	PETER MOULD ARCHITECT PTY LTD	ARCHITECTURAL SERVICES	\$ 5,500.00
22/01/2020	69631	PFDF FOOD SERVICES PTY LTD	GLC KIOSK PURCHASES	\$ 47.90
22/01/2020	69346	PHASE 3 LANDSCAPE CONSTRUCTION PTY LTD	LANDSCAPING & RETICULATION SERVICES	\$ 4,441.73
10/01/2020	69213	PHIL HOLLETT PHOTOGRAPHY	ART SALES	\$ 971.65
31/01/2020	69673	PHIL HOLLETT PHOTOGRAPHY	ART SALES	\$ 266.05
31/01/2020	69671	PHILIP BERRY	ART SALES	\$ 19.80
22/01/2020	69327	PHOENIX FOUNDRY PTY LTD	MEMORIAL PLAQUES SUPPLIER	\$ 458.70
22/01/2020	69629	PHYSIO SOUTHWEST	STAFF WELLNESS PROGRAM	\$ 1,152.00
22/01/2020	69510	PK COURIERS	COURIER SERVICES	\$ 287.10
22/01/2020	69507	PLAYROPE GROUP PTY LTD	PLAYGROUND EQUIPMENT SUPPLIES	\$ 264.00
22/01/2020	69466	POWER MEDICAL CENTRE	PRE EMPLOYMENT MEDICAL	\$ 797.50
22/01/2020	69547	PRESTIGE PRODUCTS	HOSPITALITY EQUIPMENT SUPPLIER	\$ 257.40
17/01/2020	69279	PRIMARY LOGISTICS	CLEANING CONTRACT	\$ 1,724.80
22/01/2020	69430	PRIME MEDIA GROUP LTD	ADVERTISING SERVICES	\$ 2,172.50
20/01/2020	69310	PRIME URBAN WA PTY LTD	LANDSCAPE IMPLEMENTATION BOND	\$ 2,838.00
22/01/2020	69502	PROFESSIONAL CABLING SERVICES	CABLING SERVICES	\$ 2,387.00
22/01/2020	69542	PRO-LINE KERBING	KERBING SERVICES	\$ 2,616.90
22/01/2020	69391	PVR INDUSTRIAL PTY LTD	INDUSTRIAL PUMP REPAIRS	\$ 3,828.00
22/01/2020	69461	QCLICK & KANGA HOSTING AUSTRALIA	WEBSITE HOSTING SERVICES	\$ 198.00
31/01/2020	69707	QCLICK & KANGA HOSTING AUSTRALIA	WEBSITE HOSTING SERVICES	\$ 286.00
22/01/2020	69531	RAECO INTERNATIONAL PTY LTD	LIBRARY RESOURCES	\$ 148.50
22/01/2020	69550	REPCO AUTO PARTS	PLANT PURCHASES / SERVICES / PARTS	\$ 409.77
22/01/2020	69432	RETHINK MARKETING	MARKETING	\$ 202.40
22/01/2020	69594	RICOH BUSINESS CENTRE	OFFICE EQUIPMENT SERVICES - PHOTOCOPIING	\$ 6,720.01
31/01/2020	69704	RICOH BUSINESS CENTRE	OFFICE EQUIPMENT SERVICES - PHOTOCOPIING	\$ 6,698.95
22/01/2020	69618	RMS (AUST) PTY LTD	SOFTWARE SERVICES	\$ 59.40
22/01/2020	69544	ROD'S AUTO ELECTRICS	AUTO ELECTRICAL SERVICES	\$ 2,673.69
22/01/2020	69566	ROTARY CLUB OF BUSSELTON GEOGRAPHE BAY	SPONSORSHIP / ADVERTISING	\$ 5,000.00
22/01/2020	69528	ROYAL LIFE SAVING SOCIETY - WESTERN AUSTRALIA	TRAINING SERVICES	\$ 763.40
31/01/2020	69701	ROYAL LIFE SAVING SOCIETY - WESTERN AUSTRALIA	TRAINING SERVICES	\$ 19.80
17/01/2020	69298	RUSSELL WATKINS	BJTP REFUND	\$ 364.00
3/02/2020	69709	RW QUANTITY SURVEYORS	CONSULTANCY SERVICES	\$ 2,475.00
22/01/2020	69609	SAFE & SURE SECURITY PTY LTD	SECURITY SERVICES - ALARM OCCURRENCE	\$ 3,575.00
22/01/2020	69564	SAI GLOBAL LTD	AUST STANDARDS PUBLICATIONS	\$ 263.92
24/01/2020	69646	SAI GLOBAL LTD	AUST STANDARDS PUBLICATIONS	\$ 300.36
22/01/2020	69612	SANITY - BUSSELTON	LIBRARY RESOURCES	\$ 59.98
22/01/2020	69345	SCOPE BUSINESS IMAGING	PREVENTATIVE SERVICE PLAN	\$ 192.50
22/01/2020	69457	SEA CHANGE NEWS	STATIONERY AND OFFICE SUPPLIES	\$ 38.00
22/01/2020	69493	SELECT CIVIL PTY LTD	EQUIPMENT HIRE	\$ 24,200.00
31/01/2020	69697	SHARYN RICKWOOD	BOND REFUND - ANIMAL TRAP	\$ 100.00
22/01/2020	69408	SHERRI DANIELS	ENTERTAINER	\$ 150.00
22/01/2020	69626	SHORE COASTAL PTY LTD	COASTAL CONSULTANCY SERVICES	\$ 5,808.00
22/01/2020	69575	SIGMA COMPANIES GROUP PTY LTD	CHEMICAL SUPPLIER	\$ 96.80
22/01/2020	69417	SIMMO'S ICE CREAMERY	CATERING	\$ 152.65
31/01/2020	69678	SIMON SPARKES	STAFF REIMBURSEMENT - TRAINING FEES	\$ 120.00
22/01/2020	69496	SKYWALKER ROPE ACCESS PTY LTD	ROPE ACCESS PAINTING SERVICES	\$ 11,471.07
16/01/2020	69261	SMARTSALARY PTY LTD	SALARY PACKAGING SERVICE	\$ 18,824.56
30/01/2020	69662	SMARTSALARY PTY LTD	SALARY PACKAGING SERVICE	\$ 16,858.84
22/01/2020	69581	SOILS AINT SOILS	NURSERY SUPPLIES	\$ 19.00
22/01/2020	69352	SONIC HEALTH PLUS PTY LTD	OCCUPATIONAL HEALTH SERVICES	\$ 297.00
22/01/2020	69622	SOUTH WEST COUNSELLING	EAP SERVICES	\$ 3,580.50
31/01/2020	69706	SOUTH WEST COUNSELLING	RATE REFUND	\$ 1,869.34
22/01/2020	69591	SOUTH WEST CYCLES	CYCLE SUPPLIER	\$ 95.00
22/01/2020	69354	SOUTH WEST EMPLOYEE ASSISTANCE PROGRAM	EMPLOYEE ASSISTANCE SERVICES	\$ 294.05
22/01/2020	69548	SOUTH WEST ISUZU	PLANT PURCHASES / SERVICES / PARTS	\$ 796.09
22/01/2020	69469	SOUTH WEST OFFICE NATIONAL	STATIONERY	\$ 2,188.65
22/01/2020	69349	SOUTH WEST PRINTING & PUBLISHING	ADVERTISING SERVICES	\$ 400.00
22/01/2020	69477	SOUTH WEST SAND CLEANING	SAND CLEANING OF SAND PITS	\$ 275.00
22/01/2020	69532	SOUTH WEST STEEL PRODUCTS	STEEL PRODUCTS SUPPLIER	\$ 451.00
22/01/2020	69423	SOUTHERN ATU SERVICES PTY LTD	WASTE MANAGEMENT SERVICES	\$ 3,328.40
22/01/2020	69458	SOUTHERN HABITAT NURSERY	NURSERY SUPPLIES	\$ 528.00
22/01/2020	69401	SOUTHERN LIGHT EVENTS	SOUND, LIGHTING AND STAGING	\$ 423.50
22/01/2020	69523	SOUTHERN LOCK & SECURITY	SECURITY SERVICES	\$ 1,639.25
22/01/2020	69340	SOUTHWEST GEOGRAPHIX	SIGNWRITING SERVICES	\$ 429.00
22/01/2020	69571	SOUTHWEST TYRE SERVICE	PLANT TYRE SUPPLIER / REPAIRER	\$ 24,883.50
22/01/2020	69443	SPENCER EARTHWORKS PTY LTD	EARTHWORKS	\$ 396.00
22/01/2020	69599	SPORTS TURF ASSOCIATION (WA) INC	MEMBERSHIP	\$ 350.00
22/01/2020	69511	SPOTLIGHT	VACATION CARE SUPPLIES	\$ 84.55
10/01/2020	69224	SPRAYMOW SERVICES	BUSH FIRE INSPECTION WORKS/WEED CONTROL	\$ 3,135.00
22/01/2020	69388	SPRAYMOW SERVICES	BUSH FIRE INSPECTION WORKS/WEED CONTROL	\$ 792.00
22/01/2020	69369	SPYKER TECHNOLOGIES PTY LTD	CCTV PRODUCTS AND SERVICES	\$ 6,745.64
22/01/2020	69334	ST JOHN AMBULANCE	TRAINING SERVICES	\$ 436.00
22/01/2020	69418	STALEY FOOD & PACKAGING	CLEANING CHEMICALS	\$ 11,318.86
22/01/2020	69509	STEWART & HEATON CLOTHING CO PTY LTD	PROTECTIVE CLOTHING SUPPLIER	\$ 2,874.07
16/01/2020	69260	STOCKER PRESTON	RENT - A NOTTLE	\$ 860.00
30/01/2020	69661	STOCKER PRESTON	RENT - A NOTTLE	\$ 860.00
31/01/2020	69708	STRUCTWELL ENGINEERS	STRUCTURAL ENGINEERING CONSULTANTS	\$ 2,887.50
22/01/2020	69597	SUEZ RECYCLING & RECOVERY PTY LTD	WASTE MANAGEMENT SERVICES	\$ 9,051.29
30/01/2020	69670	SUPERCHOICE	SUPERANNUATION	\$ 175,329.53
16/01/2020	69269	SUPERCHOICE SUPERANNUATION	SUPERCHOICE SUPERANNUATION	\$ 176,177.57

DATE	REF#	NAME	DESCRIPTION	AMOUNT
31/01/2020	69698	SUPERSONIC SCIENCE	BOND REFUND - FACILITY HIRE	\$ 200.00
22/01/2020	69604	SURVCON PTY LTD	SURVEY SERVICES	\$ 423.50
22/01/2020	69412	SW ENVIRONMENTAL	ENVIRONMENTAL SERVICES	\$ 1,553.75
22/01/2020	69546	SW PRECISION PRINT	PRINTING SERVICES	\$ 187.00
22/01/2020	69452	SWEET & UNIQUE (WA) PTY LTD T/AS LUV A LOLLY	CONFECTIONERY - GLC CAFÉ	\$ 302.75
24/01/2020	69643	TEARLES ELECTRICAL	ELECTRICAL SERVICES	\$ 302.17
17/01/2020	69305	TECHNOLOGY ONE LIMITED	SOFTWARE SERVICES	\$ 1,967.90
22/01/2020	69579	TECHNOLOGY ONE LIMITED	SOFTWARE SERVICES	\$ 2,112.00
22/01/2020	69424	TENDERLINK.COM	TENDER ADVERTISING	\$ 165.00
22/01/2020	69446	THE GOOD EGG CAFE	VENUE HIRE AND CATERING	\$ 375.00
22/01/2020	69504	THE LEGACY CLUB OF WESTERN AUSTRALIA INCORPORATED	REFUND LEASE OVERPAYMENT FEE	\$ 39.60
22/01/2020	69487	THE POD CONSULTANCY PTY LTD	BUSINESS COACHING	\$ 495.00
22/01/2020	69431	THE SEBEL BUSSELTON	ACCOMMODATION	\$ 203.30
3/01/2020	69196	THE SPACE STATION (AUSTRALIA) PTY LTD	STRATEGIC MARKETING	\$ 1,925.00
22/01/2020	69375	THE URBAN COFFEE HOUSE	CATERING	\$ 86.00
17/01/2020	69291	THINK WATER DUNSBOROUGH	RETICULATION SERVICES	\$ 1,475.00
22/01/2020	69491	THINK WATER DUNSBOROUGH	RETICULATION SERVICES	\$ 9,902.38
3/01/2020	69197	THOMAS ECKERT	CARPENTRY WORK	\$ 3,700.00
8/01/2020	69209	THOMAS ECKERT	CARPENTRY WORK	\$ 2,325.00
10/01/2020	69247	THOMAS ECKERT	CARPENTRY WORK	\$ 1,500.00
22/01/2020	69508	THOMAS POWELL	REIMBURSE SAFETY EQUIPMENT	\$ 230.00
22/01/2020	69617	TILT/FORCE TRANSPORT	TILT TRAY SERVICES	\$ 275.00
22/01/2020	69475	TOLL TRANSPORT PTY LTD	COURIER SERVICES	\$ 346.07
10/01/2020	69249	TOM COLLINS	ART SALES	\$ 528.00
22/01/2020	69561	TOTAL EDEN PTY LTD	RETICULATION SUPPLIES	\$ 4,125.00
22/01/2020	69325	TOTAL GREEN RECYCLING	RECYCLING E-WASTE SERVICES	\$ 1,257.80
10/01/2020	69254	TOTAL HORTICULTURAL SERVICES	LANDSCAPING SERVICES	\$ 27,859.48
22/01/2020	69610	TOTAL HORTICULTURAL SERVICES	LANDSCAPING SERVICES	\$ 5,647.13
22/01/2020	69467	TOTAL TOOLS	VARIOUS TOOLS	\$ 2,563.00
22/01/2020	69632	T-QUIP	MOWER PARTS & SERVICE	\$ 2,092.30
10/01/2020	69214	TRACIE ANDERSON	ART SALES	\$ 112.50
31/01/2020	69674	TRACIE ANDERSON	ART SALES	\$ 57.60
31/01/2020	69691	TRACIE WALSH	ART PROGRAM FACILITATOR / ART SALES	\$ 24.00
22/01/2020	69614	TRADE HIRE	PLANT HIRE & EQUIPMENT SERVICES	\$ 6,999.51
17/01/2020	69270	TRAFFIC FORCE	TRAFFIC MANAGEMENT SERVICES	\$ 16,650.87
22/01/2020	69317	TRAFFIC FORCE	TRAFFIC MANAGEMENT SERVICES	\$ 1,603.54
22/01/2020	69379	TROPHIES ON TIME	NAME BADGE SUPPLIER	\$ 199.50
22/01/2020	69419	TRUCK CENTRE (WA) PTY LTD	NEW VEHICLE PARTS & SERVICE	\$ 1,621.13
24/01/2020	69645	TRUCKLINE	PLANT PURCHASES / SERVICES / PARTS	\$ 296.01
22/01/2020	69380	TRUE BLUE TURF	TURF SERVICES	\$ 950.95
22/01/2020	69397	TRUE TRACK TRUCK ALIGNING	WHEEL ALIGNMENT SERVICES	\$ 664.00
22/01/2020	69381	TYRECYCLE PTY LTD	TYRE RECYCLING	\$ 2,379.13
22/01/2020	69448	TYRES & MORE DUNSBOROUGH	TYRE SALES AND SERVICE	\$ 45.00
3/01/2020	69198	UNITING CHURCH IN AUSTRALIA PROPERTY TRUST OF WA	RETURN OF LEASE FEE	\$ 39.60
31/01/2020	69677	URSULA FAHRER	ART SALES	\$ 161.60
10/01/2020	69225	VALSPAR PAINT	PAINTING SUPPLIES	\$ 421.04
22/01/2020	69394	VALSPAR PAINT	PAINTING SUPPLIES	\$ 421.04
22/01/2020	69447	VENDORPANEL PTY LTD	MULTI PARTY EVALUATIONS	\$ 11,399.55
17/01/2020	69284	VIVA BOOKS	BOOKS AND GIFTS	\$ 69.98
22/01/2020	69598	VM VISIMAX	STATIONERY SUPPLY	\$ 79.20
31/01/2020	69696	VOGUE FURNITURE	OFFICE EQUIPMENT SUPPLIER	\$ 955.00
22/01/2020	69341	VOICES OF THE VASSE	MUSICAL PERFORMANCE	\$ 100.00
22/01/2020	69342	VORGE PTY LTD	PRODUCT SUPPLIES FOR GLC PRO SHOP	\$ 431.75
22/01/2020	69567	WA TREASURY CORPORATION	LOAN REPAYMENTS	\$ 103,934.88
28/01/2020	69659	WA TREASURY CORPORATION	LOAN REPAYMENTS	\$ 117,918.20
24/01/2020	69641	WALCON MARINE AUSTRALASIA PTY LIMITED	PORT GEOGRAPHE FINGER JETTY	\$ 40,960.25
24/01/2020	69656	WALCON MARINE AUSTRALASIA PTY LIMITED	PORT GEOGRAPHE FINGER JETTY	\$ 11,340.31
22/01/2020	69316	WALGA	WALGA TRAINING SERVICES	\$ 3,120.00
22/01/2020	69468	WATERCHEM AUSTRALIA PTY LTD	ODOUR TREATMENT	\$ 1,980.00
22/01/2020	69353	WAVESOUND PTY LTD	LIBRARY RESOURCES	\$ 2,360.60
3/01/2020	69187	WELARM PTY LTD	BUSSELTON GROUNDWATER INVESTIGATION	\$ 20,848.44
17/01/2020	69285	WELL DONE INTERNATIONAL PTY LTD	AFTERHOURS CALL CENTRE SERVICE	\$ 7,862.25
22/01/2020	69578	WEST AUSTRALIAN ELECTORAL COMMISSION	BOND REFUND / ELECTION EXPENSES	\$ 107,334.01
22/01/2020	69473	WESTBOOKS	LIBRARY RESOURCES	\$ 3,373.91
22/01/2020	69436	WESTERN AUSTRALIAN ALTERNATIVE ENERGY	SOLAR PANEL INSTALLATION	\$ 96,733.58
22/01/2020	69386	WESTERN IRRIGATION PTY LTD	BORE AND IRRIGATION SERVICES	\$ 5,062.75
22/01/2020	69533	WESTERN POWER CORPORATION	ELECTRICAL SERVICES	\$ 37,302.00
22/01/2020	69555	WESTRAC EQUIPMENT P/L	PLANT PURCHASES / SERVICES / PARTS	\$ 545,340.03
22/01/2020	69356	WESTSIDE TILT TRAY SERVICE	ABANDONED CAR REMOVAL	\$ 660.00
22/01/2020	69403	WHITCOMBE DRAFTING SERVICES	CIVIL DESIGN AND DRAFTING	\$ 3,330.00
22/01/2020	69471	WHO'S ON LOCATION LIMITED	ELECTRONIC VISITOR MANAGEMENT SYSTEM	\$ 70.00
31/01/2020	69688	WIN MCGILL	ART SALES	\$ 14.00
22/01/2020	69538	WINC AUSTRALIA PTY LTD	STATIONERY SUPPLIER	\$ 1,692.34
24/01/2020	69657	WITH ARCHITECTURE STUDIO PTY LTD	ARCHITECTURAL SERVICES	\$ 5,500.00
22/01/2020	69514	WOOD & GRIEVE ENGINEERS	CONSULTANCY SERVICES	\$ 2,353.23
22/01/2020	69559	WORK CLOBBER	PROTECTIVE CLOTHING SUPPLIER	\$ 2,342.00
22/01/2020	69371	WORK METRICS	HEALTH AND SAFETY SOFTWARE	\$ 110.00
22/01/2020	69553	WORKFORCE ROAD SERVICES	LINE MARKING SERVICES	\$ 3,289.00
22/01/2020	69441	WORKSAFE GUARDIAN AUSTRALIA	WORKSAFE FOR RANGERS WELFARE	\$ 891.00
22/01/2020	69596	WREN OIL	WASTE OIL SERVICES	\$ 49.50
22/01/2020	69389	YAHAVA KOFFEE WORKS WHOLESALE	COFFEE PRODUCTS GLC CAFÉ	\$ 437.50
17/01/2020	69302	YALLINGUP COASTAL VOLUNTEER BUSHFIRE BRIGADE	PETTY CASH REIMBURSEMENT	\$ 344.36
17/01/2020	69294	YELVERTON LIQUID WASTE	LIQUID WASTE REMOVAL	\$ 7,265.50
22/01/2020	69540	ZIPFORM	PRINTING SERVICES	\$ 3,134.90
				\$ 4,057,205.12

DATE	REF#	NAME	DESCRIPTION	AMOUNT
TRUST ACCOUNT PAYMENTS JANUARY 2020				
DATE	REF#	NAME	DESCRIPTION	AMOUNT
8/01/2020	7497	DEPARTMENT OF MINES, INDUSTRY REGULATION & SAFETY	BUILDING SERVICES LEVY	\$ 19,400.48
8/01/2020	7498	CITY OF BUSSELTON	VARIOUS REIMBURSEMENTS	\$ 529.25
8/01/2020	7499	CONSTRUCTION TRAINING FUND	BCITF LEVY	\$ 12,107.75
8/01/2020	7500	RG & R POOLE	REFUNDS	\$ 61.65
				\$ 32,099.13
INTERNAL PAYMENTS JANUARY 2020				
DATE	REF#	NAME	DESCRIPTION	AMOUNT
17/01/2020	4025	ACIMVOICE PL BAMBIL PTY & OTHERS	REFUND OF RATE OVERPAYMENT	\$ 6,527.00
31/12/2019	4006	ANZ BANK - VISA CARD	CREDIT CARD PAYMENT - LISTED BELOW	\$ 17,449.85
		BAKED BUSSELTON	MORNING TEA - MEETING	\$ 9.00
		APPLE ITUNES	ICLOUD STORAGE	\$ 1.49
		BAKED BUSSELTON	MORNING TEA - MEETING	\$ 13.50
		DEPT OF WATER AND ENV	CLEARING PERMITS	\$ 2,400.00
		CHEEKY MONKEY BREWERY	CEO/MAYOR LUNCH WITH SHIRE OF AUG/MR	\$ 94.00
		THE GOOD EGG CAFÉ	HOSPITALITY - CITY OF BUNUBYR MEETING	\$ 131.00
		CAVES HOUSE HOTEL	COUNCIL END OF YEAR FUNCTION	\$ 3,585.18
		QANTAS	FLIGHTS - RCA BOARD MEETING	\$ 436.78
		THE FIRESTATION	MAYORS LUNCHEON	\$ 351.80
		VIRGIN AUSTRALIA	FLIGHTS - RCA BOARD MEETING	\$ 422.66
		VIRGIN AUSTRALIA	BOOKING FEE	\$ 4.33
		WILSON PARKING PERTH	PLANNING REFORM MEETING - PARKING	\$ 16.20
		CANVA	MONTHLY ARTWORK PURCHASES	\$ 1.03
		FACEBOOK	ADVERTISING - GLC	\$ 66.00
		FACEBOOK	ADVERTISING - ARTGEO	\$ 3.69
		AIR SERVICES AUSTRALIA	ERSA 12 MONTH RENEWAL	\$ 134.00
		SENDGRID	PHOENIX SOFTWARE MONTHLY SUBSCRIPTION	\$ 22.79
		CANVA	MONTHLY ARTWORK PURCHASES	\$ 1.03
		MRBTA	TICKETS TO MEMBER MINGLE	\$ 50.00
		DISCOVERY PARKS	ACCOM - WA TOURISM CONFERENCE	\$ 372.30
		DISCOVERY PARKS	ACCOM - WA TOURISM CONFERENCE	\$ 372.30
		MARGARET RIVER FURNITURE	FURNITURE FOR NEW CABIN AT BJTP	\$ 3,670.00
		COLOUR POWDER AUSTRALIA	COLOURED POWDER HOLIDAY ACTIVITIES	\$ 124.90
		BUSSELTON RETRAVISION	FRIDGE/TV FOR NEW CABIN AT BJTP	\$ 777.90
		KMART ONLINE	FITOUT OF CABIN AT BJTP	\$ 221.50
		EDA	MEMBERSHIP	\$ 440.00
		KMART ONLINE	FITOUT OF CABIN AT BJTP	\$ 19.65
		WOOLWORTHS	FITOUT OF CABIN AT BJTP	\$ 8.00
		CANVA	MONTHLY ARTWORK PURCHASES	\$ 1.03
		THE REJECT SHOP	FITOUT OF CABIN AT BJTP	\$ 7.00
		THE REJECT SHOP	FITOUT OF CABIN AT BJTP	\$ 23.50
		YAROOMS INTERNATIONAL	YAROOMS CUSTOM PLAN	\$ 972.28
		COLES EXPRESS	FUEL	\$ 101.41
		WA NEWS	BDT CHRISTMAS MESSAGE	\$ 50.60
		BP WILLIAMS	FUEL	\$ 81.92
		AKOLADE PTY LTD	SOCIAL MEDIA WA SUMMIT	\$ 1,868.90
		SAI GLOBAL	CONFINED SPACE - AUSTRALIAN STANDARD	\$ 237.21
		DYMOCKS ONLINE	BOOKS 'TURN THE SHIP AROUND'	\$ 59.97
		MAILCHIMP	BAY TO BAY ELECTRONIC NEWSLETTER SUBSCRIPTION	\$ 290.51
		APPLE ITUNES	ICLOUD STORAGE PLAN	\$ 4.49
2/01/2020	4008	ANZ BANK	BANK FEES	\$ 4,214.28
2/01/2020	4009	ANZ BANK	BANK FEES	\$ 15.00
6/01/2020	4011	ANZ BANK	BANK FEES	\$ 196.81
6/01/2020	4012	ANZ BANK	BANK FEES	\$ 169.82
6/01/2020	4013	ANZ BANK	BANK FEES	\$ 460.61
6/01/2020	4014	ANZ BANK	BANK FEES	\$ 2,774.65
9/01/2020	4021	ARGENTA HOLDINGS PTY LTD	REFUND OF RATE OVERPAYMENT	\$ 2,148.32
24/01/2020	4027	C J CRAGGS	REFUND OF RATE OVERPAYMENT	\$ 456.00
31/12/2019	4005	CALTEX AUSTRALIA PETROLEUM PTY LTD	FUEL SERVICES	\$ 67,722.68
31/12/2019	4002	CITY OF BUSSELTON	SPECIAL PAYS	\$ 1,894.86
15/01/2020	4007	CITY OF BUSSELTON	PAYROLL & SALARIES	\$ 785,131.56
10/01/2020	4019	CITY OF BUSSELTON	REFUND INCORRECT BPAY PAYMENT	\$ 16.00
17/01/2020	4023	CITY OF BUSSELTON	REFUND INCORRECT BPAY PAYMENT	\$ 16.00
15/01/2020	4030	CITY OF BUSSELTON	PAYROLL & SALARIES	\$ 803,083.74
3/01/2020	4010	COMMONWEALTH BANK	BANK FEES	\$ 1,328.81
15/01/2020	4018	COMMONWEALTH BANK	BANK FEES	\$ 145.42
13/01/2020	4017	CPR OUTDOOR CENTRE	REFUND CANCELLED DEVELOPMENT APPLICATION	\$ 147.00
17/01/2020	4024	D FRIMSON & S HAYWARRN	REFUND OF RATE OVERPAYMENT	\$ 491.00
20/01/2020	4026	GEIZO PTY LTD	REFUND OF RATE OVERPAYMENT	\$ 1,803.37
24/01/2020	4028	GEO BAY HOLDING PARK	REFUND OF POOL SAMPLING FEE OVERPAYMENT	\$ 540.00
30/01/2020	4031	H & D COOKE	REFUND OF RATE OVERPAYMENT	\$ 427.00
31/01/2020	4032	K LEE	REFUND BOOKING FEE PAID B-PAY	\$ 82.00
6/01/2020	4015	LES MILLS ASIA PACIFIC	CONTRACT FEES	\$ 582.89
6/01/2020	4016	LES MILLS ASIA PACIFIC	CONTRACT FEES	\$ 485.74
8/01/2020	4020	M BREALY	REFUND CANCELLED DEVELOPMENT APPLICATION	\$ 380.00
14/01/2020	4022	P HANRAHAN & H RYAN	REFUND OF OVERPAID DA FEE	\$ 124.00
28/01/2020	4029	P R MCKEE	REFUND OF RATE OVERPAYMENT	\$ 1,790.99
				\$ 1,700,605.40

10:32am: At this time, Cr Cronin entered the meeting.

6.2 FINANCIAL ACTIVITY STATEMENTS - YEAR TO DATE AS AT 31 JANUARY 2020

STRATEGIC GOAL	6. LEADERSHIP Visionary, collaborative, accountable
STRATEGIC OBJECTIVE	6.1 Governance systems, process and practices are responsible, ethical and transparent.
SUBJECT INDEX	Budget Planning and Reporting
BUSINESS UNIT	Financial Services
REPORTING OFFICER	Manager Financial Services - Paul Sheridan
AUTHORISING OFFICER	Director Finance and Corporate Services - Tony Nottle
NATURE OF DECISION	Executive: substantial direction setting, including adopting strategies, plans and policies (excluding local planning policies), tenders, setting and amending budgets, funding, donations and sponsorships, reviewing committee recommendations
VOTING REQUIREMENT	Simple Majority
ATTACHMENTS	Attachment A Investment Report January 2020   Attachment B Financial Activity Statement January 2020  

COMMITTEE RECOMMENDATION

F2003/019 Moved Councillor G Henley, seconded Councillor J Barrett-Lennard

That the Council receives the statutory financial activity statement reports for the period ending 31 January 2020, pursuant to Regulation 34(4) of the *Local Government (Financial Management) Regulations*.

CARRIED 5/0

BACKGROUND

The Regulations detail the form and manner in which financial activity statements are to be presented to the Council on a monthly basis, and are to include the following:

- Annual budget estimates
- Budget estimates to the end of the month in which the statement relates
- Actual amounts of revenue and expenditure to the end of the month in which the statement relates
- Material variances between budget estimates and actual revenue/expenditure (including an explanation of any material variances)
- The net current assets at the end of the month to which the statement relates (including an explanation of the composition of the net current position)

Additionally, and pursuant to Regulation 34(5) of the Regulations, a local government is required to adopt a material variance reporting threshold in each financial year. At its meeting on 31 July 2019, the Council adopted (C1907/131) the following material variance reporting threshold for the 2019/20 financial year:

That pursuant to Regulation 34(5) of the Local Government (Financial Management) Regulations, the Council adopts a material variance reporting threshold with respect to financial activity statement reporting for the 2019/20 financial year as follows:

- *Variiances equal to or greater than 10% of the year to date budget amount as detailed in the Income Statement by Nature and Type/Statement of Financial Activity report, however variiances due to timing differences and/or seasonal adjustments are to be reported on a quarterly basis; and*
- *Reporting of variiances only applies for amounts greater than \$25,000.*

OFFICER COMMENT

In order to fulfil statutory reporting requirements and to provide the Council with a synopsis of the City's overall financial performance on a year to date basis, the following financial reports are attached hereto:

Statement of Financial Activity

This report provides details of the City's operating revenues and expenditures on a year to date basis, by nature and type (i.e. description). The report has been further extrapolated to include details of non-cash adjustments and capital revenues and expenditures, to identify the City's net current position; which reconciles with that reflected in the associated Net Current Position report.

Net Current Position

This report provides details of the composition of the net current asset position on a full year basis, and reconciles with the net current position as per the Statement of Financial Activity.

Capital Acquisition Report

This report provides full year budget performance (by line item) in respect of the following capital expenditure activities:

- Land and Buildings
- Plant and Equipment
- Furniture and Equipment
- Infrastructure

Reserve Movements Report

This report provides summary details of transfers to and from reserve funds, and associated interest earnings on reserve funds, on a full year basis.

Additional reports and/or charts are also provided as required to further supplement the information comprised within the statutory financial reports.

Comments on Financial Activity to 31 January 2020

The Statement of Financial Activity for the year to date as at 31 January 2020 shows an overall Net Current Position of \$19.2M as opposed to the amended budget of \$442K, a positive difference of \$18.8M. The following summarises the major variiances in accordance with Council's adopted material variance reporting threshold that collectively make up the above difference:

Description	2019/20 Actual YTD	2019/20 Amended Budget YTD	2019/20 Amended Budget	2019/20 YTD Bud Variance	2019/20 YTD Bud Variance
	\$	\$	\$	%	\$
Revenue from Ordinary Activities					
1. Operating Grants, Subsidies and Contributions	3,147,987	2,267,897	4,977,647	38.81%	880,090
2. Non-Operating Grants, Subsidies and Contributions	3,010,037	4,830,961	23,764,690	(37.69%)	(1,820,924)
Capital Revenue & (Expenditure)					
3. Land & Buildings	(2,219,614)	(5,764,084)	(8,381,113)	61.49%	3,544,470
Plant & Equipment	(1,249,017)	(3,066,675)	(4,855,350)	59.27%	1,817,658
Furniture & Equipment	(114,499)	(625,366)	(1,113,069)	81.69%	510,867
Infrastructure	(7,859,529)	(18,002,361)	(37,545,346)	56.34%	10,142,832
4. Proceeds from Sale of Assets	255,155	596,050	3,409,080	(57.19%)	(340,895)
5. Transfer to Restricted Assets	(451,382)	(35,063)	(60,100)	(1187.35%)	(416,319)
6. Transfer from Restricted Assets	607,716	0	6,319,121	100.00%	607,716
7. Transfer from Reserves	1,232,906	1,767,906	34,669,883	(30.26%)	(535,000)

Revenue from Ordinary Activities

Year to date (YTD) actual income from ordinary activities is \$1.4M more than expected when compared to the YTD amended budget, with the following items meeting the material variance reporting threshold:

- Operating Grants, Subsidies and Contributions are \$880K (net) better than amended budget. This variance is mainly due to the following:
 - Financial Services Reimbursements (10200) - \$38K claim payment for storm damage to King St ramps and steps not yet allocated to the correct maintenance costs codes;
 - Legal Fees Reimbursements (10500) (\$46K) – budget item included for a fine that was received in the 18/19 financial year. A budget amendment was processed to move a portion of the fine from retained earnings to a legal reserve, however a further budget amendment to remove this revenue item is still being investigated;
 - Human Resources Reimbursements (10521) \$37K - \$18K due to conference and training reimbursements not budgeted for sufficiently and \$19K received in workers comp reimbursements with all receipts budgeted in June;
 - Contributions to Airport Operations (11151) \$49K – received December but budgeted in June;
 - Contributions YCAB (B1361) \$27K – \$4K from City of Kwinana for the youth conference received November, \$20K from Rio Tinto received December as part of annual youth trainee sponsorship, and \$3K from Lions Club received January. Budget of \$20K in March only;
 - Environmental Management Administration (10830) \$172K – grant received for the Revitalizing Geographe Waterways Phase 2 project earlier than forecast;
 - Protective burning and firebreaks reserve (10931) \$166K. This variance relates to receiving 50% grant awarded to the City under the mitigation activity fund (Emergency Services Levy) and will be subject to a Council report requesting that the

2019/20 budget be amended to reflect this additional income. Details of the cost codes for this amendment are being finalised;

- Bushfire Risk Management Planning Grants (10942) DFES \$72K. This variance relates to the payment of grant in full for the bushfire risk planning coordinator position within the City of Busselton. This represents a timing difference between budget allocations (over 12 months), and actual funds received;
- Preventative Services CLAG (10925) (\$48K) – offset by budgeted expenditure that has not occurred, to the same amount;
- Pre-Primary Building & Surrounds (B1503) \$30K – grant was budgeted to be received in June 2020, but was received in November 2019;
- Regional Waste Management Administration (11301) (\$37K) – annual budget of \$63K spread over 12 months, but no contributions have actually been invoiced or received YTD;
- Reimbursements Old Butter Factory (B1401 & B9610) \$371K – timing difference due to difficulties in predicting when LGIS would process the claims. Advice received in January that claims have been processed.

Expenses from Ordinary Activities

Expenditure from ordinary activities is \$2.9M or 6.05% less than expected when compared to the amended YTD budget. No individual items exceed the variance reporting thresholds.

Non-Operating Grants, Subsidies and Contributions

2. Non-Operating Grants, Subsidies and Contributions are less than budget by \$1.8M with the main items impacting on the above result being the timing of the receipt of funding which is also offset with less than anticipated capital expenditure at this time.

Cost Code	Cost Code Description	Variance YTD
<i>Finance and Corporate Services</i>		<i>(298,800)</i>
10239	Contributions - Community Facilities	(439,330)
10250	Information & Communication Technology Services – Capital Grants Federal	144,956
<i>Community and Commercial Services</i>		<i>524,978</i>
10625	Art Geo Administration – Donated Assets	35,000
C6099	Airport Development - Project Grant	477,978
<i>Planning and Development Services</i>		<i>(780,887)</i>
B1015	Hithergreen District Bushfire Brigade – Donated Assets	(465,200)
B1024	Wilyabrup Bushfire Brigade – Donated Assets	(178,300)
B1029	Busselton Branch SES – Donated Assets	(97,200)
B9109	Hithergreen Building Renovations – Capital Grant	(40,187)
<i>Engineering and Works Services</i>		<i>(1,266,214)</i>
C1512	Port Geographe Boat Ramp Renewal Works – Capital Grant	(96,250)
C3020	Donated Assets Parks, Gardens & Reserves	329,133
C3113	Busselton Tennis Club – Infrastructure – Contribution	80,000
C3168	Busselton Foreshore Jetty Precinct – Capital Grant	(179,795)
C3186	Lou Weston Oval – Courts – Contributions	(235,000)
F0019	College Avenue – MR Capital Grant	144,000
S0035	Strelly Street / Barlee Street Roundabout – MR Capital Grant	35,093
S0051	Causeway Road / Rosemary Drive Roundabout – MR Capital Grant	(266,669)
S0064	Peel Terrace (Stanley Pl/Camilleri St Intersection Upgrade) – MR Capital Grant	(116,669)

S0069	Peel Terrace (Brown Street Intersection Upgrades) – MR Capital Grant	(58,331)
S0070	Peel & Queen Street Roundabout Service Relocation – MR Capital Grant	(91,669)
S0071	Ludlow-Hithergreen Road Safety Improvements – Fed Capital grant	461,200
S0072	Kaloorup Road - Reconstruct and Seal Shoulders – MR Capital Grant	100,000
T0019	Wonnerup South Road - Reconstruct and Widening (narrow seal) – RTR Capital Grant	(364,315)
T0085	Yoongarillup Road - Reconstruct Intersection at Vasse H/Way – RTR Capital Grant	(122,500)
T0086	Yoongarillup Road - Reconstruct & Widen (Western Section) – RTR Capital Grant	(862,225)

Capital Expenditure

3. As at 31 January 2020, there is an underspend variance of 58.3% or \$16M in total capital expenditure with YTD actual at \$11.4M against the YTD amended budget of \$27.5M.

The attachments to this report include detailed listings of all capital expenditure (project) items, however the main areas of variance are summarised as follows:

Cost Code	Cost Code Description	Variance YTD
Land		(71,308)
10370	Busselton Cemetery	(71,308)
Buildings		3,615,778
B9516	Busselton Library Upgrade	297,125
B9109	Hithergreen Building Renovations	40,187
B9300/1/2	Aged Housing Capital Improvements (Winderlup, Harris Rd)	69,179
B9407	Busselton Senior Citizens	598,416
B9556	NCC Upgrade	41,665
B9591	Performing Arts Convention Centre	95,395
B9596	GLC Building Improvements	194,248
B9604	Women's Change Facility Bovell	(34,856)
B9605	Energy Efficiency Initiatives (Various Buildings)	(14,520)
B9606	King Street Toilets	66,666
B9610	Old Butter Factory	(141,492)
B9716 & B9717	Airport Terminals	2,434,188
B9808	Busselton Jetty Tourist Park Upgrade	49,089
Plant & Equipment		1,817,658
10000	Members of Council	40,000
10250	Information & Communication Technology Services	35,000
11156	Airport Development Operations	599,087
11402	Plant Purchases (P10)	495,000
11403	Plant Purchases (P11)	265,369
11404	Plant Purchases (P12)	320,000
Furniture & Office Equipment		510,867
10250	Information & Communication Technology Services	364,939
11156	Airport Development Operations	162,084

Infrastructure By Class		10,142,832
	Roads	2,249,326
	Bridges	186,000
	Car Parks	792,116
	Footpaths & Cycleways	402,984
	Parks, Gardens & Reserves	5,298,549
	Drainage	86,258
	Regional Airport & Industrial Park Infrastructure	1,127,598

Many of these items of under expenditure e.g. Main Roads construction works, also assists in explaining the above current YTD shortfall in Non-Operating Grants. In the main, many of these projects have yet to be completed and represent a timing difference.

Proceeds from Sale of Assets

4. There is a variance for the proceeds from sale of assets of **(\$321K)**, due to timing in the changeover of vehicles and plant.

Transfer to Restricted Assets

5. There is a variance in transfers to restricted assets of \$416K more than amended budget. The reasons for this are as follows:
 - Transfer to deposits and bonds of \$62K as opposed to a budget of \$0. These funds do not have a budget allocation as they are not able to be reliably measured;
 - Interest earned on government grants of \$33K transferred to restricted cash, for which there was no budget allocated as it was expected that the grant would have been utilized by this stage;
 - Additional bonds of \$321K were received in relation to the next stage of the Dunsborough Lakes development.

Transfer from Restricted Assets

6. There is a variance in transfers from restricted assets of \$608K more than amended budget. The main reason for this is as follows:
 - Transfer from Roadwork Bonds of \$547K as opposed to a budget of \$0. These funds do not have a budget allocation as they are not able to be reliably measured.

Transfer from Reserves

7. There is a variance for transfer from reserves of \$535K less than amended budget. The reasons for this are as follows:
 - Transfer from Jetty Maintenance Reserve of \$425K did not occur due to works not being undertaken on cost code C3497 (part of the Parks, Gardens & Reserves variance shown)
 - i. The previous expenditure figure was based on the 50 year plan.
 - ii. The 5 year structural review undertaken in 2019/2020 discovered that the Jetty was in better condition than forecast in the 50 year plan. Capital works planned for 2020 have been deferred to 2030.
 - iii. Requests for Tenders issued for maintenance works per the 5 year plan are to be awarded at the Council meeting on 29 January 2020.
 - iv. As a result budget figures have been revised for next the 5 financial years to reflect the 5 year plan.
 - Transfer from the Election, Valuation & Corporate Expenses Reserve of \$110K that has not occurred to cover the \$97K bill from the Electoral Commission and approximately \$4K in internal staff costs. This will appear in the February accounts.

Investment Report

Pursuant to the Council's Investment Policy, a report is to be provided to the Council on a monthly basis, detailing the investment portfolio in terms of performance and counterparty percentage exposure of total portfolio. The report is also to provide details of investment income earned against budget, whilst confirming compliance of the portfolio with legislative and policy limits.

As at 31 January 2020, the value of the City's invested funds totalled \$77.48M, down from \$81.48M as at 31 December 2019. The reduction is due to funds being transferred to the cheque account to meet ongoing normal operating costs. During the month of January, three term deposits totalling the amount of \$9.0M matured. One was closed, and another partially closed. Those rolled were renewed for a further 151 days at 1.66% on average.

The balance of the 11am account (an intermediary account which offers immediate access to the funds compared to the term deposits and a higher rate of return compared to the cheque account) remained steady.

The balance of the Airport Development ANZ and WATC cash accounts remained steady.

The RBA announced no rate changes in January and February. Future movements are unknown at this time although further drops are possible in coming months.

Chief Executive Officer – Corporate Credit Card

Details of monthly (December to January) transactions made on the Chief Executive Officer's corporate credit card are provided below to ensure there is appropriate oversight and awareness of credit card transactions made.

Date	\$ Amount	Payee	Description
03-Jan-20	172.80	EHB Holdings Pty Ltd Busselton	+ Senior Staff Lunch - Esplanade Hotel
10-Jan-20	892.20	Australian Coastal Council	National Forum Perth Registration
14-Jan-20	24.99	Repco	Mats for Car
15-Jan-20	1,000.00	The Salvation Army	Bushfire Disaster Recovery Donation
15-Jan-20	1,000.00	Shout for Good Pty Ltd	Bushfire Disaster Recovery Donation
15-Jan-20	1,000.00	Community Enterprise Foundation	Bushfire Disaster Recovery Donation
15-Jan-20	1,000.00	St Vincent De Paul Society	Bushfire Disaster Recovery Donation
16-Jan-20	95.00	Vasse Flowers	Flower Arrangement - P. Vukelic
16-Jan-20	1,219.00	Eventbrite	*LGCOG Conference Tickets Hobart
20-Jan-20	1,240.80	Booking.com Australia	*LGCOG Conference Hobart Accommodation
20-Jan-20	891.36	Qantas Airways	*LGCOG Conference Flights
20-Jan-20	444.40	Jetstar Air	*LGCOG Conference Flights
21-Jan-20	1,000.00	Redcross.org.au	Bushfire Disaster Recovery Donation
22-Jan-20	687.58	Qantas Airways	*LGCOG Conference Flights

**Funds debited against CEO Annual Professional Development Allowance as per employment Contract Agreement*

+ Allocated against CEO Hospitality Expenses Allowance

Statutory Environment

Section 6.4 of the Act and Regulation 34 of the Regulations detail the form and manner in which a local government is to prepare financial activity statements.

Relevant Plans and Policies

There are no relevant plans or policies to consider in relation to this matter.

Financial Implications

Any financial implications are detailed within the context of this report.

Stakeholder Consultation

No external stakeholder consultation was required or undertaken in relation to this matter.

Risk Assessment

An assessment of the potential implications of implementing the officer recommendation has been undertaken using the City's risk management framework, with risks assessed taking into account any controls already in place. No risks of a medium or greater level have been identified.

Options

The Statements of Financial Activity are presented in accordance with Section 6.4 of the Act and Regulation 34 of the Regulations and are to be received. Council may wish to make additional resolutions as a result of having received these reports.

CONCLUSION

As at 31 January 2020, the City's financial performance is considered satisfactory.

TIMELINE FOR IMPLEMENTATION OF OFFICER RECOMMENDATION

Not applicable.



CITY OF BUSSETON - INVESTMENT PERFORMANCE REPORT
For the month of January 2020



11am Bank Account As at 31 January 2020

INSTITUTION	RATE	AMOUNT
ANZ 11am At Call Deposit	0.70%	\$ 2,000,000

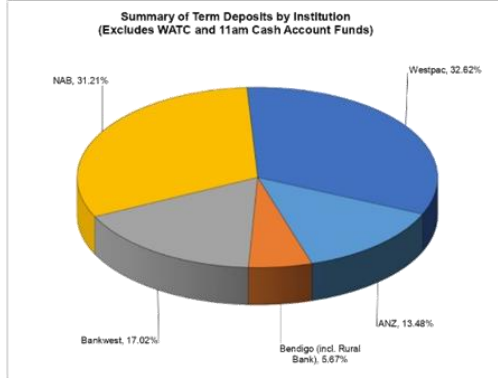
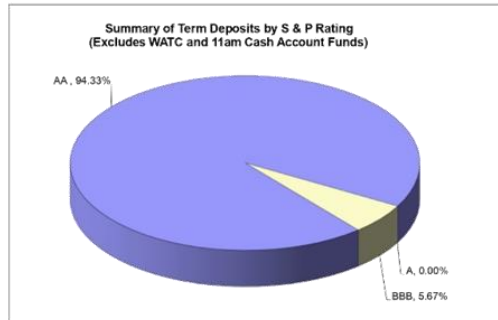
Term Deposits - Miscellaneous Funds As at 31 January 2020

INSTITUTION	RATING	DAYS	MATURITY	RATE	AMOUNT
NAB	AA	91	10-Feb-20	1.58%	\$ 2,000,000
NAB	AA	150	21-Feb-20	1.67%	\$ 2,000,000
Westpac	AA	184	22-Feb-20	1.85%	\$ 1,500,000
Bankwest	AA	181	24-Feb-20	1.65%	\$ 4,000,000
Bankwest	AA	182	09-Mar-20	1.60%	\$ 4,000,000
Bankwest	AA	181	23-Mar-20	1.55%	\$ 4,000,000
Westpac	AA	182	24-Mar-20	1.75%	\$ 3,000,000
NAB	AA	182	24-Mar-20	1.66%	\$ 2,000,000
NAB	AA	180	01-Apr-20	1.59%	\$ 4,000,000
NAB	AA	183	10-Apr-20	1.58%	\$ 3,000,000
ANZ	AA	183	15-Apr-20	1.54%	\$ 3,500,000
Westpac	AA	122	17-Apr-20	1.48%	\$ 1,500,000
Westpac	AA	213	24-Apr-20	1.75%	\$ 4,000,000
ANZ	AA	213	24-Apr-20	1.62%	\$ 3,000,000
Bendigo	BBB	180	28-Apr-20	1.50%	\$ 3,000,000
Westpac	AA	274	06-May-20	2.10%	\$ 5,000,000
Westpac	AA	243	24-May-20	1.75%	\$ 4,000,000
ANZ	AA	243	24-May-20	1.62%	\$ 3,000,000
Westpac	AA	274	27-May-20	1.80%	\$ 2,000,000
NAB	AA	182	08-Jun-20	1.54%	\$ 2,000,000
Bendigo	BBB	183	09-Jun-20	1.50%	\$ 1,000,000
Westpac	AA	152	12-Jun-20	1.74%	\$ 2,000,000
NAB	AA	150	22-Jun-20	1.57%	\$ 3,000,000
NAB	AA	274	24-Jun-20	1.63%	\$ 4,000,000

Total of Term Deposits \$ 70,500,000

Weighted Average Annual Rate of Return 1.66%

Investment Graphs



Airport Redevelopment Funds As at 31 January 2020

WA Treasury Corp. - Overnight Cash Deposit Facility	0.70%	\$ 3,482,978
WA Treasury Corp. - State Bonds	02-Sep-19	Matured

Total of Airport Redevelopment Funds - WATC \$ 3,482,978

Nil

Total of Airport Redevelopment Funds - Bank Term Deposits \$ -

ANZ Cash Account	AA	NA	NA	0.75%	\$ 1,502,785
------------------	----	----	----	-------	--------------

Total of Airport Redevelopment Funds - Other \$ 1,502,785

Total of Airport Redevelopment Funds \$ 4,985,763

Interest Received 2015/16	\$ 609,666
Interest Received 2016/17	\$ 1,158,623
Interest Received 2017/18	\$ 631,835
Interest Received 2018/19	\$ 121,836
Interest Received 2019/20	\$ 34,017
Interest Accrued but not yet Received	\$ 2,071
Total Interest Airport Funds (Non-Reserve) at month's end	\$ 2,558,047
Interest Transferred out and held in City Reserve Account 136	\$ 1,085,630
Interest Transferred out to Municipal Funds	\$ 20,462
Interest Earnt (incl. Accrued) on Funds Held in City Reserve A/c 136	\$ 65,294

(Note: Funds held with the WATC are in accordance with the Airport Redevelopment Funding Contract and the Foreshore Development Contract and are not held within the requirements of the City's Investment Policy 218)

SUMMARY OF ALL INVESTMENTS HELD As at 1 year ago As at 30 June 2019 As at 31 January 2020

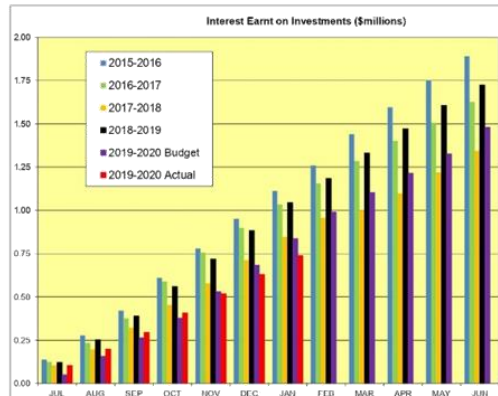
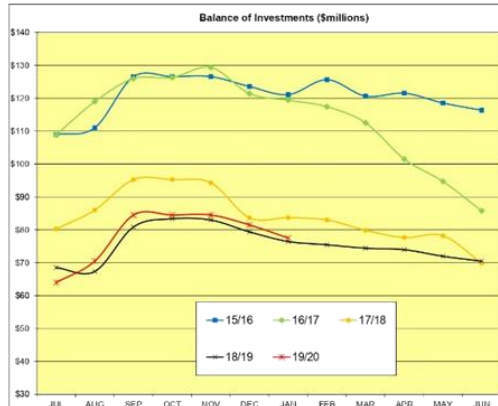
11am Bank Account	\$ 1,500,000	\$ 11,500,000	\$ 2,000,000
Term Deposits - Misc. Funds	\$ 69,500,000	\$ 54,000,000	\$ 70,500,000
Foreshore Development Funds - WATC	\$ 38,491	\$ -	\$ -
Airport Redevelopment - WATC Deposits	\$ 4,926,096	\$ 4,950,336	\$ 3,482,978
Airport Redevelopment - Bank Term Deposit	\$ -	\$ -	\$ -
Airport Redevelopment - ANZ Cash A/c	\$ 467,785	\$ 2,785	\$ 1,502,785
Total of all Investments Held	\$ 76,432,372	\$ 70,453,122	\$ 77,485,763

TOTAL INTEREST RECEIVED AND ACCRUED \$ 1,044,902 \$ 1,724,414 \$ 738,498
INTEREST BUDGET \$ 690,529 \$ 1,182,760 \$ 836,810

(Note: Interest figures relate to City general funds only and does not include interest allocated to specific areas such as the Airport Redevelopment)

Statement of Compliance with Council's Investment Policy 218

- All funds are to be invested within legislative limits. **Fully Compliant**
- All individual funds held within the portfolio are not to exceed a set percentage of the total portfolio value. **Fully Compliant**
- The amount invested based upon the Fund's Rating is not to exceed the set percentages of the total portfolio. **Fully Compliant**
- The amount invested based upon the Investment Horizon is not to exceed the set percentages of the total portfolio. **Fully Compliant**



City of Busselton

Statement of Financial Activity

Year to Date As At 31 January 2020

	2019/2020 Actual	2019/2020 Amended Budget YTD	2019/2020 Original Budget YTD	2019/2020 Amended Budget	2019/2020 Original Budget	2019/20 YTD Bud (A) Variance %
	\$	\$	\$	\$	\$	
Revenue from Ordinary Activities						
Rates	51,917,354	51,399,313	51,399,313	51,617,412	51,617,412	1.01%
Operating Grants, Subsidies and Contributions	3,147,987	2,267,897	2,217,208	4,977,647	4,926,958	38.81%
Fees & Charges	12,098,435	12,155,564	12,106,733	16,292,090	16,292,090	-0.47%
Other Revenue	282,726	317,002	317,002	551,510	551,510	-10.81%
Interest Earnings	1,279,073	1,213,060	1,213,060	1,955,000	1,955,000	5.44%
	68,725,575	67,352,836	67,253,316	75,393,659	75,342,970	2.04%
Expenses from Ordinary Activities						
Employee Costs	(19,694,343)	(20,328,113)	(20,328,113)	(33,303,930)	(33,303,930)	3.12%
Materials & Contracts	(9,123,115)	(10,881,070)	(10,272,690)	(19,058,249)	(18,226,504)	16.16%
Utilities (Gas, Electricity, Water etc)	(1,349,810)	(1,609,678)	(1,609,678)	(2,774,257)	(2,774,257)	16.14%
Depreciation on non current assets	(13,443,282)	(13,501,170)	(13,501,170)	(22,870,222)	(22,870,222)	0.43%
Insurance Expenses	(730,852)	(697,393)	(697,393)	(733,960)	(733,960)	-4.80%
Other Expenditure	(1,914,529)	(2,353,830)	(2,328,830)	(4,995,811)	(4,920,811)	18.66%
Allocations	1,053,561	1,258,624	1,258,624	2,161,452	2,161,452	16.29%
	(45,202,370)	(48,112,630)	(47,479,250)	(81,574,977)	(80,668,232)	6.05%
Borrowings Cost Expense						
Interest Expenses	(668,984)	(668,874)	(668,874)	(1,273,688)	(1,273,688)	-0.02%
	(668,984)	(668,874)	(668,874)	(1,273,688)	(1,273,688)	-0.02%
Non-Operating Grants, Subsidies and Contributions	3,010,037	4,830,961	4,788,983	23,764,690	32,042,712	-37.69%
Profit on Asset Disposals	16,476	66,454	74,454	70,050	78,050	-75.21%
Loss on Asset Disposals	(51,489)	(28,468)	(33,068)	(147,269)	(161,135)	-80.87%
	2,975,024	4,868,947	4,830,369	23,687,471	31,959,627	-38.90%
Net Result	25,829,245	23,440,279	23,935,561	16,232,465	25,360,677	10.19%
Adjustments for Non-cash Revenue & Expenditure						
Depreciation	13,443,282	13,501,170	13,501,170	22,870,222	22,870,222	
Donated Assets	(376,133)	(740,700)	(740,700)	(8,224,000)	(8,224,000)	
(Profit)/Loss on Sale of Assets	34,876	(37,986)	(41,386)	77,219	83,085	
Allocations & Other Adjustments	276,464	0	0	0	0	
Deferred Pensioner Movements (Non-current)	17,521	0	0	0	0	
Recording of Employee Benefit Provisions (NC)	0	0	0	0	0	
Deposit & Bonds Movements (cash backed NC)	(220,072)	0	0	0	0	
Capital Revenue & (Expenditure)						
Land & Buildings	(2,219,614)	(5,764,084)	(10,227,167)	(8,381,113)	(18,097,358)	61.49%
Plant & Equipment	(1,249,017)	(3,066,675)	(3,395,581)	(4,855,350)	(4,493,000)	59.27%
Furniture & Equipment	(114,499)	(625,366)	(636,102)	(1,113,069)	(1,129,169)	81.69%
Infrastructure	(7,859,529)	(18,002,361)	(17,699,004)	(37,545,346)	(36,851,773)	56.34%
Proceeds from Sale of Assets	255,155	596,050	638,050	3,409,080	3,476,580	-57.19%
Proceeds from New Loans	50,000	150,000	150,000	150,000	150,000	-66.67%
Self Supporting Loans - Repayment of Principal	39,796	37,753	37,753	76,055	76,055	5.41%
Total Loan Repayments - Principal	(1,782,460)	(1,780,704)	(1,780,704)	(3,297,412)	(3,297,412)	-0.10%
Repayment Capital Lease	0	0	(379,648)	0	(759,300)	0.00%
Advances to Community Groups	(50,000)	(150,000)	(150,000)	(150,000)	(150,000)	66.67%
Transfer to Restricted Assets	(451,382)	(35,063)	(35,063)	(60,100)	(60,100)	-1187.35%
Transfer from Restricted Assets	607,716	0	0	6,319,121	6,315,599	0.00%
Transfer to Reserves	(9,990,463)	(10,599,662)	(10,548,973)	(21,928,731)	(21,878,042)	5.75%
Transfer from Reserves	1,232,906	1,767,906	2,567,906	34,669,883	34,856,860	-30.26%
Opening Funds Surplus/ (Deficit)	1,751,076	1,751,076	1,751,076	1,751,076	1,751,076	
Net Current Position - Surplus / (Deficit)	19,224,868	441,633	(3,052,812)	0	0	

City of Busselton

Net Current Position

Year to Date As At 31 January 2020

	2019/20 Actual	2019/20 Amended Budget	2019/20 Original Budget	2018/19 Actual
	\$	\$	\$	\$
NET CURRENT ASSETS				
CURRENT ASSETS				
Cash - Unrestricted	9,845,870	646,604	646,604	3,204,485
Cash - Restricted	75,551,996	48,067,660	47,833,516	67,067,833
Sundry Debtors	1,199,974	1,800,000	1,800,000	1,809,547
Rates Outstanding - General	11,063,721	1,280,000	1,280,000	1,284,090
Stock on Hand	16,543	24,981	24,981	24,980
	<u>97,678,104</u>	<u>51,819,245</u>	<u>51,585,101</u>	<u>73,390,935</u>
LESS: CURRENT LIABILITIES				
Bank Overdraft	0	0	0	0
Sundry Creditors	2,901,240	3,751,585	3,751,585	4,572,026
Performance Bonds	2,723,438	2,943,510	2,943,510	2,943,510
	<u>5,624,678</u>	<u>6,695,095</u>	<u>6,695,095</u>	<u>7,515,536</u>
Current Position (inclusive of Restricted Funds)	92,053,426	45,124,150	44,890,006	65,875,399
Add: Cash Backed Liabilities (Deposits & Bonds)	2,723,438	2,943,510	2,943,510	2,943,510
Less: Cash - Restricted Funds	(75,551,996)	(48,067,660)	(47,833,516)	(67,067,833)
NET CURRENT ASSET POSITION	<u>19,224,868</u>	<u>0</u>	<u>0</u>	<u>1,751,076</u>

City of Busselton

Capital Acquisition Report

Property, Plant & Equipment, Infrastructure

For the Period Ended 31 January 2020

Description	2019/20 Actual	2019/20 Amended Budget YTD	2019/20 Original Budget YTD	2019/20 Amended Budget	2019/20 Original Budget	2019/20 Budget YTD Variance
	\$	\$	\$	\$	\$	%
>> Property, Plant & Equipment						
Land						
10370 Busselton Cemetery	71,308	0	0	100,000	100,000	0.00%
10610 Property Services Administration	0	0	0	100,000	100,000	0.00%
	71,308	0	0	200,000	200,000	0.00%
Buildings						
Major Projects						
Major Project - Busselton Foreshore						
B9570 Foreshore East-Youth Precinct Community Youth Building/SLSC	0	5,000	5,000	10,000	10,000	-100.00%
B9584 Jetty Depot - Maintenance Compound	19,870	0	0	0	0	0.00%
B9600 Old Vasse Lighthouse	25,755	25,755	96,000	25,755	120,000	0.00%
	45,625	30,755	101,000	35,755	130,000	48.35%
Major Project - Library Expansion						
B9516 Busselton Library Upgrade	18,750	315,875	315,875	361,000	361,000	-94.06%
	18,750	315,875	315,875	361,000	361,000	-94.06%
Major Project - Administration Building						
B9010 Civic and Administration Centre Minor Upgrades	38,239	26,499	26,499	53,000	53,000	44.30%
	38,239	26,499	26,499	53,000	53,000	44.30%
Buildings (Other)						
B9109 Hithergreen Building Renovations	0	40,187	40,187	68,890	68,890	-100.00%
B9300 Aged Housing Capital Improvements - Winderlup	18,251	40,000	40,000	80,000	80,000	-54.37%
B9301 Aged Housing Capital Improvements - Harris Road	0	40,000	40,000	60,000	60,000	-100.00%
B9302 Aged Housing Capital Improvements - Winderlup Court (City)	5,070	12,500	12,500	151,000	151,000	-59.44%
B9407 Busselton Senior Citizens	80,262	678,678	678,678	1,163,450	1,163,450	-88.17%
B9511 ArtGeo Building	41,413	19,194	19,194	32,900	32,900	115.76%
B9517 GLC - Pool Relining	0	0	29,169	0	50,000	0.00%
B9534 Community Resource Centre	3,727	5,156	5,156	5,160	5,160	-27.71%
B9556 NCC Upgrade	0	41,665	41,665	50,000	50,000	-100.00%
B9588 Old Court House Building Upgrade	55,597	43,750	43,750	75,000	75,000	27.08%
B9591 Performing Arts Convention Centre	71,269	166,664	166,664	500,000	500,000	-57.24%
B9596 GLC Building Improvements	114,360	308,608	265,108	569,400	525,900	-62.94%
B9604 Womens Change Facility Bovell	90,174	55,318	48,818	90,185	83,685	63.01%
B9605 Energy Efficiency Initiatives (Various Buildings)	126,324	111,804	111,804	177,378	177,378	12.99%
B9606 King Street Toilets	0	66,666	66,666	200,000	200,000	-100.00%
B9607 General Buildings Asset Renewal Allocation (Various Building)	45,621	33,334	33,334	100,000	100,000	36.86%
B9608 Demolition Allocation (Various Buildings)	13,015	8,334	8,334	25,000	25,000	56.17%
B9609 GLC Stadium Expansion	0	15,000	15,000	30,000	30,000	-100.00%
B9610 Old Butter Factory	520,885	379,393	379,393	650,385	650,385	37.29%
B9716 Airport Terminal Stage 2	187,717	191,468	7,291,669	191,468	12,500,000	-1.96%
B9717 Airport Construction, Existing Terminal Upgrade	547,764	2,978,201	2,916,669	3,186,532	500,000	-81.61%
B9719 Busselton Works Depot - Toilets and Sewer	34,961	16,666	16,666	50,000	50,000	109.77%
B9808 Busselton Jetty Tourist Park Upgrade	89,280	138,369	138,369	274,610	274,610	-35.48%
	2,045,691	5,390,955	9,783,793	7,731,358	17,353,358	-62.05%
Total Buildings	2,148,306	5,764,084	10,227,167	8,181,113	17,897,358	-62.73%
Plant & Equipment						
10000 Members of Council	0	40,000	40,000	40,000	40,000	-100.00%
10001 Office of the CEO	61,283	65,000	65,000	65,000	65,000	-5.72%
10115 Major Projects Administration	75,307	80,000	80,000	80,000	80,000	-5.87%
10200 Financial Services	38,427	40,000	40,000	40,000	40,000	-3.93%
10250 Information & Communication Technology Services	0	35,000	35,000	35,000	35,000	-100.00%
10510 Governance Support Services	0	0	0	40,000	40,000	0.00%
10521 Human Resources & Payroll	0	0	0	35,000	35,000	0.00%
10530 Community Services Administration	6,975	0	0	0	0	0.00%
10591 Geographe Leisure Centre	0	0	0	35,000	35,000	0.00%
10600 Busselton Jetty Tourist Park	0	16,000	16,000	16,000	16,000	-100.00%
10800 Planning Directorate Support	0	0	0	40,000	40,000	0.00%
10910 Building Services	32,734	35,000	35,000	70,000	70,000	-6.48%
10950 Animal Control	25,149	50,000	50,000	50,000	50,000	-49.70%
10980 Other Law, Order & Public Safety	75,448	55,000	55,000	55,000	55,000	37.18%
11101 Engineering Services Administration	39,355	40,000	40,000	40,000	40,000	-1.61%
11107 Engineering Services Design	5,250	4,500	4,500	9,000	9,000	16.67%

City of Bussetton

Capital Acquisition Report

Property, Plant & Equipment, Infrastructure

For the Period Ended 31 January 2020

Description	2019/20 Actual	2019/20 Amended Budget YTD	2019/20 Original Budget YTD	2019/20 Amended Budget	2019/20 Original Budget	2019/20 Budget YTD Variance
11150 Asset Management Administration	32,369	35,000	35,000	35,000	35,000	-7.52%
11151 Airport Operations	0	0	30,000	0	30,000	0.00%
11156 Airport Development Operations	142,088	741,175	0	1,482,350	0	-80.83%
11401 Transport - Workshop	0	0	18,081	20,000	31,000	0.00%
11402 Plant Purchases (P10)	450,000	945,000	1,745,000	1,495,000	2,295,000	-52.38%
11403 Plant Purchases (P11)	264,631	530,000	562,000	628,000	632,000	-50.07%
11404 Plant Purchases (P12)	0	320,000	510,000	320,000	595,000	-100.00%
11406 Plant Purchases (P14)	0	0	0	40,000	40,000	0.00%
11407 P&E - P&G Smart Technologies	0	0	0	150,000	150,000	0.00%
11500 Operations Services Administration	0	35,000	35,000	35,000	35,000	-100.00%
	1,249,017	3,066,675	3,395,581	4,855,350	4,493,000	-59.27%
Furniture & Office Equipment						
10250 Information & Communication Technology Services	31,044	395,983	395,983	678,842	678,842	-92.16%
10530 Community Services Administration	0	12,000	12,000	12,000	12,000	-100.00%
10590 Naturaliste Community Centre	7,292	10,214	10,214	19,227	19,227	-28.61%
10591 Geographie Leisure Centre	5,000	19,250	19,250	33,000	33,000	-74.03%
10616 Winderlup Villas Aged Housing	0	0	5,668	0	8,500	0.00%
10617 Harris Road Aged Housing	0	0	5,068	0	7,600	0.00%
10625 Art Geo Administration	10,000	10,000	10,000	10,000	10,000	0.00%
10900 Cultural Planning	48,247	0	0	55,000	55,000	0.00%
11156 Airport Development Operations	12,916	175,000	175,000	300,000	300,000	-92.62%
B1361 YCAB (Youth Precinct Foreshore)	0	2,919	2,919	5,000	5,000	-100.00%
	114,499	625,366	636,102	1,113,069	1,129,169	-81.69%
Sub-Total Property, Plant & Equipment	3,583,130	9,456,125	14,258,850	14,349,532	23,719,527	-62.11%
>> Infrastructure						
Major Project - Bussetton Foreshore						
C0053 Car Parking - Rear of Hotel Site 1	1,797	437,500	437,500	866,566	500,000	-99.59%
C0054 Barnard East Car Parking	0	56,085	56,085	79,180	79,180	-100.00%
C3094 Bussetton Foreshore - Stage 3	111,888	138,292	138,292	237,082	237,082	-19.09%
C3112 Bussetton Foreshore - Exercise Equipment	150	142,226	71,981	217,645	123,400	-99.89%
C3113 Bussetton Tennis Club - Infrastructure	593,465	636,914	836,914	668,604	868,604	-6.82%
C3168 Bussetton Foreshore Jetty Precinct	151,010	106,036	106,036	181,774	181,774	42.41%
C3182 Relocation of Veteran Car Club	109,638	105,071	105,071	109,640	109,640	4.35%
C3189 Fencing Possum Park Barnard East	163	11,250	11,250	30,000	30,000	-98.55%
C3206 Landscaping - Old Bussetton Tennis Club Site	1,695	437,500	437,500	580,000	500,000	-99.61%
C3207 Barnard East Underground Power	0	117,759	117,759	166,250	166,250	-100.00%
C3208 Barnard East Landscaping	4,158	170,000	170,000	240,000	240,000	-97.55%
F0089 Barnard East Footpaths	0	64,628	64,628	91,240	91,240	-100.00%
	973,963	2,423,261	2,553,016	3,467,981	3,127,170	-59.81%
Major Project - Administration Building						
C0043 Administration Building Carpark	0	50,000	50,000	100,000	100,000	-100.00%
	0	50,000	50,000	100,000	100,000	-100.00%
Major Project - Lou Weston Oval						
C3186 Lou Weston Oval - Courts	155,978	1,098,650	1,098,650	1,883,400	1,883,400	-85.80%
	155,978	1,098,650	1,098,650	1,883,400	1,883,400	-85.80%
Footpaths Construction						
F0019 College Avenue	224,437	210,000	210,000	360,000	360,000	6.87%
F0051 Chester Way Dunsborough - New Footpath	70,886	58,331	58,331	100,000	100,000	21.52%
F0066 Bussell Highway Footpath Sections	177,460	205,940	205,940	353,047	353,047	-13.83%
F0080 Margaret St DUP Renewal	651	46,669	46,669	80,000	80,000	-98.58%
F0081 Windlemere Drive Dunsborough - New Path	193	85,750	85,750	147,000	147,000	-99.77%
F0082 King Street - New Path	3,572	105,000	105,000	180,000	180,000	-96.60%
F0083 Bell Drive - New Path Completing Missing Sections	38,957	30,338	30,338	52,000	52,000	28.41%
F0084 Thompson Way - New Path	1,685	21,588	21,588	37,000	37,000	-92.20%
F0085 Paterson Drive - New Footpath & Foot Bridge	193	44,751	44,751	76,720	76,720	-99.57%
F0086 Holgate Road Path - Renewal as per AMP	0	8,960	8,960	15,360	15,360	-100.00%
F0087 Sanctuary Grove Path - Renewal as per AMP	0	23,331	23,331	40,000	40,000	-100.00%
F0088 Ella Gladstone Drive Path - Renewal as per AMP	19,960	8,008	8,008	13,720	13,720	149.25%
F0090 DAIP - Disability Access	21,983	29,169	29,169	50,000	50,000	-24.64%
F0091 Criterion Track Bovell Oval	17,768	10,367	10,367	17,768	17,768	71.39%
	577,755	888,202	888,202	1,522,615	1,522,615	-34.95%

City of Busselton

Capital Acquisition Report

Property, Plant & Equipment, Infrastructure

For the Period Ended 31 January 2020

Description	2019/20 Actual	2019/20 Amended Budget YTD	2019/20 Original Budget YTD	2019/20 Amended Budget	2019/20 Original Budget	2019/20 Budget YTD Variance
Drainage Construction - Street						
D0009 Busselton LIA - Geocatch Drain Partnership WSUD Improvements	480	0	0	30,000	30,000	0.00%
D0017 Chain Avenue - Drainage Works	41,619	41,621	0	41,621	0	-0.01%
D0020 Glenmeer Ramble Drainage Upgrade	0	29,575	29,575	50,700	50,700	-100.00%
D0021 Chugg Road Drainage Upgrade	2,552	58,338	58,338	100,000	100,000	-95.63%
D0022 West Street Drainage Improvements	5,947	7,322	7,322	12,551	12,551	-18.78%
	50,598	136,856	95,235	234,872	193,251	-63.03%
Car Parking Construction						
C0013 Yallingup Beach Car Park	75,835	47,500	38,773	75,199	66,472	59.65%
C0044 Meelup Coastal Nodes - Carpark upgrade	100,950	69,133	69,133	138,270	138,270	46.02%
C0050 Forth Street Groyne Carpark - Formalise and Seal	0	31,850	31,850	54,600	54,600	-100.00%
C0051 Vasse Oval Gravel Car Parking - Dawson (Eastern Side)	1,419	116,669	116,669	200,000	200,000	-98.78%
C0052 Vasse Kaloorup Oval Carpark Development	8,290	171,669	151,669	280,000	260,000	-95.17%
	186,494	436,821	408,094	748,069	719,342	-57.31%
Bridges Construction						
A0014 Bussell Highway - 0241	0	186,000	186,000	744,000	744,000	-100.00%
A0022 Yallingup Beach Road Bridge - 3347	0	0	0	700,000	700,000	0.00%
A0023 Kaloorup Road Bridge - 3381	0	0	0	138,000	138,000	0.00%
A0024 Boallia Road Bridge - 4854	0	0	0	138,000	138,000	0.00%
	0	186,000	186,000	1,720,000	1,720,000	-100.00%
Cycleways Construction						
F1005 End of Trip Facilities for Cyclists	1,260	20,419	20,419	35,000	35,000	-93.83%
F1021 Wayfinding for Cyclists	0	8,750	8,750	15,000	15,000	-100.00%
	1,260	29,169	29,169	50,000	50,000	-95.68%
Townscape Construction						
C1001 Queen Street Upgrade - Duchess to Kent Street	36,743	120,000	120,000	120,000	120,000	-69.38%
C1024 Dunsborough Road Access Improvements Stage 1	59,344	112,714	112,714	193,221	193,221	-47.35%
C1026 Townscape Works Dunsborough	4,406	305,088	305,088	523,000	523,000	-98.56%
	100,493	537,802	537,802	836,221	836,221	-81.31%
Boat Ramps Construction						
C1502 Old Dunsborough Boat Ramp Finger Jetty	1,800	10,000	10,000	10,000	10,000	-82.00%
C1503 Quindalup Sea Rescue Boat Ramp	0	10,000	10,000	10,000	10,000	-100.00%
C1504 Abbey Boat Ramp Upgrade	1,164	10,000	10,000	10,000	10,000	-88.37%
C1512 Port Geographe Boat Ramp Renewal Works	486,562	274,638	274,638	470,810	470,810	77.16%
	489,526	304,638	304,638	500,810	500,810	60.69%
Depot Construction						
C2006 Depot Washdown Facility Upgrades	0	48,125	48,125	82,500	82,500	-100.00%
	0	48,125	48,125	82,500	82,500	-100.00%
Beach Restoration						
C2504 Groyne Construction	0	13,272	13,272	22,754	22,754	-100.00%
C2512 Sand Re-Nourishment	241,031	162,471	162,471	259,240	259,240	48.35%
C2520 Coastal Protection Works	32,405	32,081	32,081	55,000	55,000	1.01%
C2523 Broadwater Beach Coastal Protection Stage 1 of 4	72,105	75,291	75,291	403,355	403,355	-4.23%
C2524 Wonnerup Coastal Defence (Groyne)	3,321	0	0	0	0	0.00%
C2525 Wonnerup Groynes 3, 5, & 6	143,696	90,698	79,331	147,367	136,000	58.43%
C2526 Baudin/ Wonnerup Groynes	9,660	168,245	168,245	288,419	288,419	-94.26%
C2527 Storm Damage Renewal of Infrastructure	0	6,818	6,818	11,692	11,692	-100.00%
C2528 Craig Street Groyne and Sea Wall	167,724	140,104	49,119	175,194	84,209	19.71%
	669,941	688,980	586,628	1,363,021	1,260,669	-2.76%
Parks, Gardens & Reserves						
C3007 Park Furniture Replacement - Replace aged & unsafe Equip	4,846	17,500	17,500	30,000	30,000	-72.31%
C3017 Bovell Park - Upgrade Lighting	62,442	42,056	42,056	72,100	72,100	48.47%
C3024 Dunsborough Oval - Lighting Upgrade	43,102	32,081	32,081	55,000	55,000	34.35%

City of Busselton

Capital Acquisition Report

Property, Plant & Equipment, Infrastructure

For the Period Ended 31 January 2020

Description	2019/20 Actual	2019/20 Amended Budget YTD	2019/20 Original Budget YTD	2019/20 Amended Budget	2019/20 Original Budget	2019/20 Budget YTD Variance
C3046 Dunsborough - BMX / Skatebowl	599	5,000	5,000	5,000	5,000	-88.03%
C3048 BBQ Placement and Replacement	3,617	15,000	15,000	15,000	15,000	-75.89%
C3066 West Swim Jetty	0	20,000	20,000	20,000	20,000	-100.00%
C3096 Yallingup Park - Upgrades	7,768	14,000	14,000	14,000	14,000	-44.51%
C3103 Youth Skate Park	0	15,000	15,000	15,000	15,000	-100.00%
C3116 Dawson Park (McIntyre St Pos)	0	0	0	110,000	110,000	0.00%
C3122 Rails to Trails - Continuation of Implementation Plan	128,824	80,892	80,892	544,757	544,757	59.25%
C3136 Vasse Oval Kaloorup - Grassing of Existing Oval	1,498	120,000	120,000	120,000	120,000	-98.75%
C3145 Churchill Park	27,526	150,101	150,101	533,439	533,439	-81.66%
C3146 Dunsborough Town Centre/ Foreshore	1,162	15,000	15,000	15,000	15,000	-92.25%
C3158 Port Geographe - Casurina Replacements on Layman Road	17,664	10,304	10,304	17,664	17,664	71.43%
C3159 Port Geographe - Burgee Cove (Western Side of Bridge)	27,656	21,294	21,294	24,000	24,000	29.88%
C3160 Port Geographe - Reticulated POS at Layman Road	18,374	17,500	17,500	17,500	17,500	4.99%
C3163 Port Geographe - Outstanding Minor Repairs	14,999	8,750	8,750	15,000	15,000	71.42%
C3166 Vasse River Foreshore - Bridge to Bridge	30,888	63,819	63,819	109,399	109,399	-51.60%
C3176 Geographe Bay Road (Earnshaw) Coastal Fencing Renewal	1,511	0	0	10,000	10,000	0.00%
C3177 Shade Sail Program Dawson Park/ Cloisters	47,105	50,000	50,000	50,000	50,000	-5.79%
C3187 Port Geographe Reticulation Upgrades	5,381	38,983	38,983	66,823	66,823	-86.20%
C3192 Foreshore Renewal HighStreet to CareyStreet	0	26,000	26,000	26,000	26,000	-100.00%
C3193 Cricket Wicket Renewal	11,639	7,581	7,581	13,000	13,000	53.52%
C3194 Meelup Regional Park - Capital Projects	0	0	0	163,000	163,000	0.00%
C3195 Centennial Park (West of Banks Ave) - Lighting Renewal	4,274	5,831	5,831	10,000	10,000	-26.71%
C3196 Centennial Park (West of Banks Av) - Renewal of Beach Shower	8,495	5,831	5,831	10,000	10,000	45.69%
C3197 Riverbank POS - Renewal of Riverbank Platform	8,780	0	0	10,000	10,000	0.00%
C3198 Vasse SAR Area General Improvements to the Area	20,633	0	0	25,000	25,000	0.00%
C3199 Vasse SAR Area Installation of Shade Sails	0	25,000	25,000	25,000	25,000	-100.00%
C3200 Provenge SAR Area General Improvements to the Area	482	0	0	75,000	75,000	0.00%
C3201 Port Geographe - Stage 3 Reticulation Upgrade	25,303	87,500	87,500	150,000	150,000	-71.08%
C3202 Port Geographe Street Light Replacement	0	0	0	50,000	50,000	0.00%
C3203 Port Geographe General Improvements/ Foreshore	1,406	0	0	30,000	30,000	0.00%
C3204 Port Geographe Eastern Side of Footbridge Landscaping Upgrad	143	0	0	20,000	20,000	0.00%
C3205 Port Geographe Native Planting area in front Sensations cafe	264	0	0	15,000	15,000	0.00%
C3209 Busselton Town Centre CBD	0	15,000	15,000	15,000	15,000	-100.00%
C3210 McBride Park - POS Upgrade	0	0	0	32,538	32,538	0.00%
C3211 Tulloh St (Geographe Bay Road) - POS Upgrade	0	0	0	90,332	90,332	0.00%
C3212 Siesta Park -Beach Access - POS Upgrade	0	0	0	13,056	13,056	0.00%
C3213 Cabanita Road - POS Upgrade	0	0	0	100,000	100,000	0.00%
C3214 Kingsford Road - POS Upgrade	0	0	0	150,653	150,653	0.00%
C3215 Monash Way - POS Upgrade	0	0	0	167,174	167,174	0.00%
C3216 Wagon Road - POS Upgrade	0	0	0	167,174	167,174	0.00%
C3217 Limestone Quarry - POS Upgrade	0	0	0	167,174	167,174	0.00%
C3218 Dolphin Road - POS Upgrade	0	0	0	91,000	91,000	0.00%
C3219 Kingfish/ Costello - POS Upgrade	0	0	0	91,000	91,000	0.00%
C3220 Quindalup Old Tennis Courts Site - POS Upgrade	0	0	0	149,587	149,587	0.00%
C3221 Cape Naturalise - POS Upgrade	0	0	0	167,392	167,392	0.00%
C3222 King St Reserve Park - POS Upgrade	0	0	0	147,348	147,348	0.00%
C3497 Busselton Jetty - Capital Expenditure	204,168	850,000	850,000	1,700,000	1,700,000	-75.98%
	730,547	1,760,023	1,760,023	5,731,110	5,731,110	-58.49%
Airport Construction						
C6025 Installation of Bird Netting	74,823	185,240	185,240	185,240	185,240	-59.61%
	74,823	185,240	185,240	185,240	185,240	-59.61%
Cemetery Capital Works						
C1604 Pioneer Cemetery Infrastructure Upgrades	8,189	29,414	29,414	50,425	50,425	-72.16%
C1605 Busselton Cemetery Infrastructure Upgrades	17,313	40,000	40,000	40,000	40,000	-56.72%
C1608 Dunsborough Cemetery - Car Park & Internal Upgrades	684	74,000	74,000	74,000	74,000	-99.08%
C1609 Pioneer Cemetery - Implement Conservation Plan	13,500	0	0	20,000	20,000	0.00%
C1610 Dunsborough Cemetery	2,298	20,000	20,000	20,000	20,000	-88.51%
	41,985	163,414	163,414	204,425	204,425	-74.31%
Beach Front Infrastructure Works						
C1758 Beach Access Stairs - Bay View Crescent	0	11,613	11,613	19,910	19,910	-100.00%
C1760 King Street Reserve - Park Upgrade (Coastal Node)	0	41,706	41,706	71,499	71,499	-100.00%
C1761 Geographe Bay Road (Seagrass Road) Beach Access Renewal	0	18,750	18,750	25,000	25,000	-100.00%
	0	72,069	72,069	116,409	116,409	-100.00%

City of Busselton

Capital Acquisition Report

Property, Plant & Equipment, Infrastructure

For the Period Ended 31 January 2020

Description	2019/20 Actual	2019/20 Amended Budget YTD	2019/20 Original Budget YTD	2019/20 Amended Budget	2019/20 Original Budget	2019/20 Budget YTD Variance
Aged Housing - Infrastructure Works						
C3451 Aged Housing Infrastructure (Upgrade)	0	12,000	12,000	12,000	12,000	-100.00%
	0	12,000	12,000	12,000	12,000	-100.00%
Sanitation Infrastructure						
C3479 Vidler Road Waste Site Capital Improvements	29,432	226,611	226,611	388,480	388,480	-87.01%
C3481 Transfer Station Development	8,874	265,132	265,132	454,510	454,510	-96.65%
C3485 Site Rehabilitation - Busselton	3,338	583,338	583,338	1,000,000	1,000,000	-99.43%
C3487 Site Rehabilitation - Dunsborough	0	875,000	875,000	1,500,000	1,500,000	-100.00%
	41,644	1,950,081	1,950,081	3,342,990	3,342,990	-97.86%
Airport Development						
C6087 Airport Construction Stage 2, Landside Civils & Services Inf	8,850	0	0	0	0	0.00%
C6091 Airport Construction Stage 2, Noise Management Plan	0	507,241	507,241	869,550	869,550	-100.00%
C6092 Airport Construction Stage 2, Airfield	6,200	0	0	0	0	0.00%
C6099 Airport Development - Project Expenses	128,911	653,901	693,901	1,066,760	1,187,110	-80.29%
	143,961	1,161,142	1,201,142	1,936,310	2,056,660	-87.60%
Main Roads						
S0035 Strelly Street / Barlee Street Roundabout	141,128	106,035	9,485	112,809	16,259	33.10%
S0051 Causeway Road / Rosemary Drive Roundabout	63,624	820,561	820,561	1,406,680	1,406,680	-92.25%
S0064 Peel Terrace (Stanley Pl/Cammilleri St Intersection Upgrade)	492	248,451	248,451	425,912	425,912	-99.80%
S0068 Georgiana Molloy Bus Bay Facilities	10,848	14,784	0	14,784	0	-26.62%
S0069 Peel Terrace (Brown Street Intersection Upgrades)	205	143,409	143,409	245,849	245,849	-99.86%
S0070 Peel & Queen Street Roundabout Service Relocation	0	437,500	437,500	750,000	750,000	-100.00%
S0071 Ludlow-Hithergreen Road Safety Improvements	545,517	144,126	144,126	576,500	576,500	278.50%
S0072 Kaloorup Road - Reconstruct and Seal Shoulders	3,862	140,000	140,000	420,000	420,000	-97.24%
S0317 Naturaliste Terrace Asphalt Overlay	45,291	45,291	0	45,291	0	0.00%
S0321 Yoongarillup Road - Second Coat Seal	160	29,750	29,750	51,000	51,000	-99.46%
S0322 Wonnerup East Road - Prune re-Shoulder an Reseal	1,379	75,257	75,257	129,000	129,000	-88.17%
S0323 Piggot Road - Second Coat Seal	0	7,595	7,595	13,000	13,000	-100.00%
S0324 Georgette Street - Reconstruction & Kerbs	0	39,088	39,088	67,000	67,000	-100.00%
S0325 Hensen Road - Asphalt Overlay & Kerbing	8,968	38,514	38,514	66,000	66,000	-76.72%
S0326 Pries Road - Gravel Resheet	4,949	7,735	7,735	13,250	13,250	-36.02%
S0327 Florence Road - Gravel Resheet	20,818	7,462	7,462	12,783	12,783	178.99%
	847,240	2,305,558	2,148,933	4,349,858	4,193,233	-63.25%
Roads to Recovery						
T0019 Wonnerup South Road - Reconstruct and Widening (narrow seal)	125,860	364,315	364,315	624,535	624,535	-65.45%
T0085 Yoongarillup Road - Reconstruct Intersection at Vasse H/Way	4,858	122,500	122,500	210,000	210,000	-96.03%
T0086 Yoongarillup Road - Reconstruct & Widen (Western Section)	19,985	862,232	862,232	1,478,100	1,478,100	-97.68%
	150,703	1,349,047	1,349,047	2,312,635	2,312,635	-88.83%
Black Spot						
V0002 Eastern Link - Busselton Traffic Study	1,095,111	0	0	2,500,000	2,500,000	0.00%
V0003 Roundabout to Eastern Link Bridge	0	0	0	300,000	300,000	0.00%
V0004 Eastern Link Shared Path & Environmental Offsets	770	0	0	200,000	200,000	0.00%
V0005 Eastern Link Ford Road Environmental Approvals	94,770	0	0	150,000	150,000	0.00%
	1,190,651	0	0	3,150,000	3,150,000	0.00%
Council Roads Initiative						
W0003 Franklin Road - Gravel Resheet	20,015	20,419	20,419	35,000	35,000	-1.98%
W0015 Gale Road - Reconstruction (50% Council)	4,830	17,500	17,500	30,000	30,000	-72.40%
W0055 Lindberg Road	29,983	10,871	10,871	18,641	18,641	175.81%
W0067 Ford Road Reconstruct and Asphalt Overlay	35,604	169,169	169,169	290,000	290,000	-78.95%
W0084 Vasse Yallingup Siding Road	32,063	25,654	11,676	33,991	20,013	24.98%
W0091 Carburnup South Road - Gravel Resheet	13,256	10,969	10,969	18,800	18,800	20.85%
W0094 Fairway Drive - Intersection Works	220,748	157,500	157,500	270,000	270,000	40.16%
W0114 Wonnerup South Road - Reconstruct and Widening (narrow seal)	86,635	411,516	411,516	705,465	705,465	-78.95%
W0126 Gulbert Road - Gravel Resheet	57,960	35,000	35,000	60,000	60,000	65.60%
W0176 Signage (Alternate CBD Entry)	152	9,331	9,331	16,000	16,000	-98.37%
W0195 Yallingup Beach Road	43,039	43,039	0	43,039	0	0.00%
W0216 Fredrick Street Partial Reconstruction	1,440	23,331	23,331	40,000	40,000	-93.83%
W0224 Jones Way Asphalt Overlay	93,619	61,522	43,274	92,430	74,182	52.17%
W0227 William Drive - Asphalt Overlay, Kerb & Drainage	107,855	100,324	100,324	171,992	171,992	7.51%
W0230 Short Street - Asphalt Overlay & Kerb	18,371	39,088	39,088	67,000	67,000	-53.00%

City of Busselton

Capital Acquisition Report

Property, Plant & Equipment, Infrastructure

For the Period Ended 31 January 2020

Description	2019/20 Actual	2019/20 Amended Budget YTD	2019/20 Original Budget YTD	2019/20 Amended Budget	2019/20 Original Budget	2019/20 Budget YTD Variance
W0231 Carey Street - Asphalt Overlay & Kerb	931	102,088	102,088	175,000	175,000	-99.09%
W0232 Stanley Street - Asphalt Overlay, Kerbing & Parking	375	85,757	85,757	147,000	147,000	-99.56%
W0233 Centurion Way - Asphalt Overlay & Kerbing	94,965	75,838	75,838	130,000	130,000	25.22%
W0234 King Street - Reconstruction, Drainage & Asphalt Overlay	11,950	302,169	302,169	518,000	518,000	-96.05%
W0235 Eagle Place - Asphalt Overlay & Kerbing	23,366	18,669	18,669	32,000	32,000	25.16%
W0236 Achurch Place - Asphalt Overlay & Kerbing	55,931	52,514	52,514	90,000	90,000	6.51%
W0237 Howea Crescent - Asphalt Overlay, Kerb & Intersection Works	323,105	126,000	126,000	216,000	216,000	156.43%
W0238 Sulton Way - Asphalt Overlay & Kerb	54,984	41,412	41,412	71,000	71,000	32.77%
W0239 Silverglen Avenue - Asphalt Overlay, Kerb & Drainage	25,148	23,324	23,324	40,000	40,000	7.82%
W0240 Metricup Yelverton Road - Gravel Resheet	5,104	33,250	33,250	57,000	57,000	-84.65%
W0241 Hemsley Road - Gravel Resheet	40,369	24,507	24,507	42,000	42,000	64.72%
W0242 Doyle Road - Gravel Resheet	27,473	12,831	12,831	22,000	22,000	114.11%
W0243 Alfred Road - Gravel Resheet	1,883	29,169	29,169	50,000	50,000	-93.54%
W0244 Koorabin Drive - Reconstruction & Intersection	420	84,000	84,000	144,000	144,000	-99.50%
W0245 Wilson Avenue Quindalup	394	68,522	0	68,522	0	-99.43%
	1,431,968	2,215,283	2,071,496	3,694,880	3,551,093	-35.36%
Sub-Total Infrastructure	7,859,529	18,002,361	17,699,004	37,545,346	36,851,773	-56.34%
Grand Total - Capital Acquisitions	11,442,659	27,458,486	31,957,854	51,894,878	60,571,300	

City of Busselton

Reserves Movement Report

For The Period Ending 31 January 2020

	2019/2020 Actual	2019/2020 Amended Budget YTD	2019/2020 Original Budget YTD	2019/2020 Amended Budget	2019/2020 Original Budget	2018/2019 Actual
	\$	\$	\$	\$	\$	\$
100 Airport Infrastructure Renewal Reserve						
Accumulated Reserves at Start of Year	1,821,552.89	1,821,552.89	1,821,552.89	1,821,552.89	1,821,552.89	1,325,501.46
Interest transfer to Reserves	18,859.65	23,653.00	23,653.00	40,548.00	40,548.00	41,231.55
Transfer from Muni	0.00	0.00	0.00	0.00	0.00	536,450.00
Transfer to Muni	0.00	0.00	0.00	(135,250.00)	(156,250.00)	(81,630.12)
	<u>1,840,412.54</u>	<u>1,845,205.89</u>	<u>1,845,205.89</u>	<u>1,726,850.89</u>	<u>1,705,850.89</u>	<u>1,821,552.89</u>
136 Airport Marketing and Incentive Reserve						
Accumulated Reserves at Start of Year	3,396,150.77	3,396,150.77	3,396,150.77	3,396,150.77	3,396,150.77	1,583,014.10
Interest transfer to Reserves	37,164.50	44,107.00	44,107.00	75,612.00	75,612.00	77,306.67
Transfer from Muni	226,450.00	226,450.00	226,450.00	526,416.00	526,416.00	1,735,830.00
Transfer to Muni	0.00	0.00	0.00	(1,360,230.00)	(1,360,230.00)	0.00
	<u>3,659,765.27</u>	<u>3,666,707.77</u>	<u>3,666,707.77</u>	<u>2,637,948.77</u>	<u>2,637,948.77</u>	<u>3,396,150.77</u>
143 Airport Noise Mitigation Reserve						
Accumulated Reserves at Start of Year	890,709.89	890,709.89	890,709.89	890,709.89	890,709.89	0.00
Interest transfer to Reserves	9,218.19	11,571.00	11,571.00	19,836.00	19,836.00	21,159.89
Transfer from Muni	0.00	0.00	0.00	0.00	0.00	869,550.00
Transfer to Muni	0.00	0.00	0.00	(869,550.00)	(869,550.00)	0.00
	<u>899,928.08</u>	<u>902,280.89</u>	<u>902,280.89</u>	<u>40,995.89</u>	<u>40,995.89</u>	<u>890,709.89</u>
147 Airport Development Reserve						
Interest transfer to Reserves	644.65	0.00	0.00	0.00	0.00	0.00
Transfer from Muni	96,768.00	96,768.00	96,768.00	165,882.00	165,882.00	0.00
Transfer to Muni	0.00	0.00	0.00	(165,882.00)	(165,882.00)	0.00
	<u>97,412.65</u>	<u>96,768.00</u>	<u>96,768.00</u>	<u>0.00</u>	<u>0.00</u>	<u>0.00</u>
148 Airport Existing Terminal Building Reserve						
Accumulated Reserves at Start of Year	39,882.21	39,882.21	39,882.21	39,882.21	39,882.21	0.00
Interest transfer to Reserves	412.74	518.00	518.00	888.00	888.00	882.21
Transfer from Muni	0.00	0.00	0.00	0.00	0.00	39,000.00
	<u>40,294.95</u>	<u>40,400.21</u>	<u>40,400.21</u>	<u>40,770.21</u>	<u>40,770.21</u>	<u>39,882.21</u>
106 Building Asset Renewal Reserve						
Accumulated Reserves at Start of Year	1,725,055.66	1,725,055.66	1,725,055.66	1,725,055.66	1,725,055.66	1,193,933.21
Interest transfer to Reserves	20,330.16	22,400.00	22,400.00	38,400.00	38,400.00	29,072.58
Transfer from Muni	424,172.00	424,172.00	424,172.00	727,148.00	727,148.00	894,362.38
Transfer to Muni	0.00	0.00	0.00	(751,536.00)	(751,536.00)	(392,312.51)
	<u>2,169,557.82</u>	<u>2,171,627.66</u>	<u>2,171,627.66</u>	<u>1,739,067.66</u>	<u>1,739,067.66</u>	<u>1,725,055.66</u>
404 Barnard Park Sports Pavilion Building Reserve						
Accumulated Reserves at Start of Year	10,666.20	10,666.20	10,666.20	10,666.20	10,666.20	0.00
Interest transfer to Reserves	230.89	140.00	140.00	240.00	240.00	166.20
Transfer from Muni	17,633.00	17,633.00	17,633.00	30,226.00	30,226.00	10,500.00
	<u>28,530.09</u>	<u>28,439.20</u>	<u>28,439.20</u>	<u>41,132.20</u>	<u>41,132.20</u>	<u>10,666.20</u>
405 Railway House Building Reserve						
Accumulated Reserves at Start of Year	16,761.18	16,761.18	16,761.18	16,761.18	16,761.18	0.00
Interest transfer to Reserves	254.53	217.00	217.00	372.00	372.00	261.18
Transfer from Muni	11,452.00	11,452.00	11,452.00	19,635.00	19,635.00	16,500.00
	<u>28,467.71</u>	<u>28,430.18</u>	<u>28,430.18</u>	<u>36,768.18</u>	<u>36,768.18</u>	<u>16,761.18</u>
406 Youth and Community Activities Building Reserve						
Accumulated Reserves at Start of Year	45,712.30	45,712.30	45,712.30	45,712.30	45,712.30	0.00
Interest transfer to Reserves	652.62	595.00	595.00	1,020.00	1,020.00	712.30
Transfer from Muni	24,990.00	24,990.00	24,990.00	42,840.00	42,840.00	45,000.00
Transfer to Muni	0.00	0.00	0.00	(10,000.00)	(10,000.00)	0.00
	<u>71,354.92</u>	<u>71,297.30</u>	<u>71,297.30</u>	<u>79,572.30</u>	<u>79,572.30</u>	<u>45,712.30</u>
407 Busselton Library Building Reserve						
Accumulated Reserves at Start of Year	85,071.29	85,071.29	85,071.29	85,071.29	85,071.29	0.00
Interest transfer to Reserves	1,098.34	1,106.00	1,106.00	1,896.00	1,896.00	1,440.29
Transfer from Muni	26,656.00	26,656.00	26,656.00	45,696.00	45,696.00	83,631.00
Transfer to Muni	0.00	0.00	0.00	(111,000.00)	(111,000.00)	0.00
	<u>112,825.63</u>	<u>112,833.29</u>	<u>112,833.29</u>	<u>21,663.29</u>	<u>21,663.29</u>	<u>85,071.29</u>

City of Busselton

Reserves Movement Report

For The Period Ending 31 January 2020

	2019/2020 Actual	2019/2020 Amended Budget YTD	2019/2020 Original Budget YTD	2019/2020 Amended Budget	2019/2020 Original Budget	2018/2019 Actual
	\$	\$	\$	\$	\$	\$
131 Busselton Community Resource Centre Reserve						
Accumulated Reserves at Start of Year	190,875.82	190,875.82	190,875.82	190,875.82	190,875.82	156,653.93
Interest transfer to Reserves	2,310.63	2,478.00	2,478.00	4,248.00	4,248.00	4,352.89
Transfer from Muni	43,198.00	43,198.00	43,198.00	86,394.00	86,394.00	29,869.00
Transfer to Muni	0.00	0.00	0.00	(5,160.00)	(5,160.00)	0.00
	236,384.45	236,551.82	236,551.82	276,357.82	276,357.82	190,875.82
408 Busselton Jetty Tourist Park Reserve						
Accumulated Reserves at Start of Year	159,725.80	159,725.80	159,725.80	159,725.80	159,725.80	0.00
Interest transfer to Reserves	2,506.97	2,072.00	2,072.00	3,552.00	3,552.00	3,454.93
Transfer from Muni	150,913.00	150,913.00	150,913.00	258,708.00	258,708.00	218,272.00
Transfer to Muni	0.00	0.00	0.00	(287,610.00)	(287,610.00)	(62,001.13)
	313,145.77	312,710.80	312,710.80	134,375.80	134,375.80	159,725.80
409 Geographe Leisure Centre Building Reserve						
Accumulated Reserves at Start of Year	381,186.42	381,186.42	381,186.42	381,186.42	381,186.42	0.00
Interest transfer to Reserves	5,087.47	4,949.00	4,949.00	8,484.00	8,484.00	7,716.49
Transfer from Muni	151,970.00	151,970.00	151,970.00	260,521.00	260,521.00	476,928.00
Transfer to Muni	0.00	0.00	0.00	(555,900.00)	(555,900.00)	(103,458.07)
	538,243.89	538,105.42	538,105.42	94,291.42	94,291.42	381,186.42
331 Joint Venture Aged Housing Reserve						
Accumulated Reserves at Start of Year	1,085,870.41	1,085,870.41	1,085,870.41	1,085,870.41	1,085,870.41	997,854.77
Interest transfer to Reserves	11,385.65	14,105.00	14,105.00	24,180.00	24,180.00	27,824.81
Transfer from Muni	75,096.00	75,096.00	75,096.00	128,741.00	128,741.00	182,877.12
Transfer to Muni	0.00	0.00	0.00	(152,000.00)	(152,000.00)	(122,686.29)
	1,172,352.06	1,175,071.41	1,175,071.41	1,086,791.41	1,086,791.41	1,085,870.41
403 Winderup Aged Housing Resident Funded Reserve						
Accumulated Reserves at Start of Year	212,501.16	212,501.16	212,501.16	212,501.16	212,501.16	186,717.69
Interest transfer to Reserves	2,272.25	2,758.00	2,758.00	4,728.00	4,728.00	4,702.72
Transfer from Muni	0.00	0.00	0.00	0.00	0.00	63,103.70
Transfer to Muni	0.00	0.00	0.00	(126,000.00)	(126,000.00)	(42,022.95)
	214,773.41	215,259.16	215,259.16	91,229.16	91,229.16	212,501.16
410 Naturaliste Community Centre Building Reserve						
Accumulated Reserves at Start of Year	63,745.73	63,745.73	63,745.73	63,745.73	63,745.73	0.00
Interest transfer to Reserves	931.62	826.00	826.00	1,416.00	1,416.00	2,078.93
Transfer from Muni	34,832.00	34,832.00	34,832.00	59,708.00	59,708.00	159,147.00
Transfer to Muni	0.00	0.00	0.00	(12,000.00)	(12,000.00)	(97,480.20)
	99,509.35	99,403.73	99,403.73	112,869.73	112,869.73	63,745.73
411 Civic and Administration Building Reserve						
Accumulated Reserves at Start of Year	187,928.40	187,928.40	187,928.40	187,928.40	187,928.40	0.00
Interest transfer to Reserves	3,094.45	2,443.00	2,443.00	4,188.00	4,188.00	2,928.40
Transfer from Muni	164,500.00	164,500.00	164,500.00	282,000.00	282,000.00	185,000.00
Transfer to Muni	0.00	0.00	0.00	(105,920.00)	(105,920.00)	0.00
	355,522.85	354,871.40	354,871.40	368,196.40	368,196.40	187,928.40
412 Vasse Sports Pavilion Building Reserve						
Interest transfer to Reserves	2.11	0.00	0.00	0.00	0.00	0.00
Transfer from Muni	315.00	315.00	315.00	536.00	536.00	0.00
	317.11	315.00	315.00	536.00	536.00	0.00
110 Jetty Maintenance Reserve						
Accumulated Reserves at Start of Year	4,806,278.94	4,806,278.94	4,806,278.94	4,806,278.94	4,806,278.94	4,193,450.51
Interest transfer to Reserves	54,432.76	62,419.00	62,419.00	107,004.00	107,004.00	108,240.24
Transfer from Muni	534,045.00	534,045.00	534,045.00	1,286,516.00	1,286,516.00	1,249,044.00
Transfer to Muni	0.00	(425,000.00)	(425,000.00)	(3,057,095.00)	(2,982,095.00)	(744,455.81)
	5,394,756.70	4,977,742.94	4,977,742.94	3,142,703.94	3,217,703.94	4,806,278.94
150 Jetty Self Insurance Reserve						
Accumulated Reserves at Start of Year	365,698.37	365,698.37	365,698.37	365,698.37	365,698.37	0.00
Interest transfer to Reserves	4,122.26	4,746.00	4,746.00	8,136.00	8,136.00	5,698.37
Transfer from Muni	35,000.00	35,000.00	35,000.00	60,000.00	60,000.00	360,000.00

City of Busselton

Reserves Movement Report

For The Period Ending 31 January 2020

	2019/2020 Actual	2019/2020 Amended Budget YTD	2019/2020 Original Budget YTD	2019/2020 Amended Budget	2019/2020 Original Budget	2018/2019 Actual
	\$	\$	\$	\$	\$	\$
222 Asset Depreciation Reserve	404,820.63	405,444.37	405,444.37	433,834.37	433,834.37	365,698.37
Accumulated Reserves at Start of Year	0.00	0.00	0.00	0.00	0.00	563,412.18
Interest transfer to Reserves	0.00	0.00	0.00	0.00	0.00	14,029.57
Transfer from Muni	0.00	0.00	0.00	0.00	0.00	(577,441.75)
	0.00	0.00	0.00	0.00	0.00	0.00
223 Road Asset Renewal Reserve						
Accumulated Reserves at Start of Year	1,119,116.75	1,119,116.75	1,119,116.75	1,119,116.75	1,119,116.75	1,299,765.50
Interest transfer to Reserves	23,629.11	14,532.00	14,532.00	24,912.00	24,912.00	49,255.16
Transfer from Muni	2,017,239.00	2,017,239.00	2,017,239.00	3,458,128.00	3,458,128.00	2,550,956.00
Transfer to Muni	0.00	0.00	0.00	(4,486,734.00)	(4,161,474.00)	(2,780,859.91)
	3,159,984.86	3,150,887.75	3,150,887.75	115,422.75	440,682.75	1,119,116.75
224 Footpath/ Cycle Ways Reserve						
Accumulated Reserves at Start of Year	3,670.90	3,670.90	3,670.90	3,670.90	3,670.90	0.00
Interest transfer to Reserves	3,905.48	49.00	49.00	84.00	84.00	3,670.90
Transfer from Muni	691,019.00	691,019.00	691,019.00	1,184,602.00	1,184,602.00	231,906.00
Transfer to Muni	0.00	0.00	0.00	(1,147,590.00)	(1,147,590.00)	(231,906.00)
	698,595.38	694,738.90	694,738.90	40,766.90	40,766.90	3,670.90
226 Other Infrastructure (Drainage, Signage, Etc.) Reserve						
Interest transfer to Reserves	1,348.49	0.00	0.00	0.00	0.00	0.00
Transfer from Muni	202,419.00	202,419.00	202,419.00	347,000.00	347,000.00	0.00
Transfer to Muni	0.00	0.00	0.00	(316,950.00)	(316,950.00)	0.00
	203,767.49	202,419.00	202,419.00	30,050.00	30,050.00	0.00
225 Parks, Gardens and Reserves Reserve						
Interest transfer to Reserves	4,717.74	0.00	0.00	0.00	0.00	0.00
Transfer from Muni	708,169.00	708,169.00	708,169.00	1,214,001.00	1,214,001.00	0.00
Transfer to Muni	0.00	0.00	0.00	(1,214,000.00)	(1,134,000.00)	0.00
	712,886.74	708,169.00	708,169.00	1.00	80,001.00	0.00
151 Furniture and Equipment Reserve						
Transfer from Muni	0.00	0.00	0.00	364,900.00	364,900.00	0.00
Transfer to Muni	0.00	0.00	0.00	(364,900.00)	(364,900.00)	0.00
	0.00	0.00	0.00	0.00	0.00	0.00
115 Plant Replacement Reserve						
Accumulated Reserves at Start of Year	1,205,526.70	1,205,526.70	1,205,526.70	1,205,526.70	1,205,526.70	2,185,395.64
Interest transfer to Reserves	11,958.11	15,659.00	15,659.00	26,844.00	26,844.00	61,462.25
Transfer from Muni	525,427.00	525,427.00	525,427.00	900,737.00	900,737.00	1,115,712.71
Transfer to Muni	0.00	0.00	0.00	(1,187,450.00)	(1,418,950.00)	(2,157,043.90)
	1,742,911.81	1,746,612.70	1,746,612.70	945,657.70	714,157.70	1,205,526.70
137 Major Traffic Improvements Reserve						
Accumulated Reserves at Start of Year	1,495,577.97	1,495,577.97	1,495,577.97	1,495,577.97	1,495,577.97	432,138.26
Interest transfer to Reserves	19,541.31	19,425.00	19,425.00	33,300.00	33,300.00	30,752.10
Transfer from Muni	658,413.00	658,413.00	658,413.00	1,128,705.00	1,128,705.00	1,211,110.00
Transfer to Muni	0.00	0.00	0.00	(2,400,000.00)	(2,400,000.00)	(178,422.39)
	2,173,532.28	2,173,415.97	2,173,415.97	257,582.97	257,582.97	1,495,577.97
132 CBD Enhancement Reserve						
Accumulated Reserves at Start of Year	171,316.34	171,316.34	171,316.34	171,316.34	171,316.34	122,490.23
Interest transfer to Reserves	3,971.80	2,226.00	2,226.00	3,816.00	3,816.00	3,706.11
Transfer from Muni	322,193.00	322,193.00	322,193.00	560,188.00	560,188.00	45,120.00
Transfer to Muni	0.00	0.00	0.00	(643,000.00)	(643,000.00)	0.00
	497,481.14	495,735.34	495,735.34	92,320.34	92,320.34	171,316.34
127 New Infrastructure Development Reserve						
Accumulated Reserves at Start of Year	1,803,171.42	1,803,171.42	1,803,171.42	1,803,171.42	1,803,171.42	1,834,714.76
Interest transfer to Reserves	18,091.42	23,415.00	23,415.00	40,140.00	40,140.00	51,101.03
Transfer from Muni	116,629.20	112,364.00	112,364.00	192,627.00	192,627.00	410,941.00
Transfer to Muni	0.00	0.00	0.00	(1,259,942.00)	(1,259,942.00)	(493,585.37)
	1,937,892.04	1,938,950.42	1,938,950.42	775,996.42	775,996.42	1,803,171.42

City of Busselton

Reserves Movement Report

For The Period Ending 31 January 2020

	2019/2020 Actual	2019/2020 Amended Budget YTD	2019/2020 Original Budget YTD	2019/2020 Amended Budget	2019/2020 Original Budget	2018/2019 Actual
	\$	\$	\$	\$	\$	\$
141 Commonage Precinct Infrastructure Road Reserve						
Accumulated Reserves at Start of Year	231,223.87	231,223.87	231,223.87	231,223.87	231,223.87	225,574.67
Interest transfer to Reserves	2,393.00	3,003.00	3,003.00	5,148.00	5,148.00	5,649.20
	<u>233,616.87</u>	<u>234,226.87</u>	<u>234,226.87</u>	<u>236,371.87</u>	<u>236,371.87</u>	<u>231,223.87</u>
114 City Car Parking and Access Reserve						
Accumulated Reserves at Start of Year	1,281,336.70	1,281,336.70	1,281,336.70	1,281,336.70	1,281,336.70	875,925.14
Interest transfer to Reserves	14,816.04	16,639.00	16,639.00	28,524.00	28,524.00	30,250.23
Transfer from Muni	294,693.00	294,693.00	294,693.00	505,188.00	505,188.00	538,024.00
Transfer to Muni	0.00	0.00	0.00	(594,115.00)	(427,549.00)	(162,862.67)
	<u>1,590,845.74</u>	<u>1,592,668.70</u>	<u>1,592,668.70</u>	<u>1,220,933.70</u>	<u>1,387,499.70</u>	<u>1,281,336.70</u>
107 Corporate IT Systems Reserve						
Accumulated Reserves at Start of Year	80,398.99	80,398.99	80,398.99	80,398.99	80,398.99	78,625.03
Interest transfer to Reserves	832.06	1,043.00	1,043.00	1,788.00	1,788.00	1,773.96
	<u>81,231.05</u>	<u>81,441.99</u>	<u>81,441.99</u>	<u>82,186.99</u>	<u>82,186.99</u>	<u>80,398.99</u>
133 Election, Valuation and Corporate Expenses Reserve						
Accumulated Reserves at Start of Year	499,905.97	499,905.97	499,905.97	499,905.97	499,905.97	149,557.64
Interest transfer to Reserves	5,827.22	6,489.00	6,489.00	11,124.00	11,124.00	8,399.33
Transfer from Muni	87,500.00	87,500.00	87,500.00	150,000.00	150,000.00	350,949.00
Transfer to Muni	0.00	(110,000.00)	(110,000.00)	(150,000.00)	(150,000.00)	(9,000.00)
	<u>593,233.19</u>	<u>483,894.97</u>	<u>483,894.97</u>	<u>511,029.97</u>	<u>511,029.97</u>	<u>499,905.97</u>
111 Legal Expenses Reserve						
Accumulated Reserves at Start of Year	577,255.71	577,255.71	577,255.71	577,255.71	577,255.71	557,904.00
Interest transfer to Reserves	5,776.59	7,497.00	7,497.00	12,852.00	12,852.00	15,035.07
Transfer from Muni	0.00	50,689.00	0.00	50,689.00	0.00	61,364.00
Transfer to Muni	0.00	0.00	0.00	0.00	0.00	(57,047.36)
	<u>583,032.30</u>	<u>635,441.71</u>	<u>584,752.71</u>	<u>640,796.71</u>	<u>590,107.71</u>	<u>577,255.71</u>
135 Performing Arts and Convention Centre Reserve						
Transfer from Muni	0.00	0.00	0.00	2,705,530.00	2,705,530.00	0.00
	<u>0.00</u>	<u>0.00</u>	<u>0.00</u>	<u>2,705,530.00</u>	<u>2,705,530.00</u>	<u>0.00</u>
202 Long Service Leave Reserve						
Accumulated Reserves at Start of Year	3,096,583.00	3,096,583.00	3,096,583.00	3,096,583.00	3,096,583.00	3,111,698.09
Interest transfer to Reserves	31,847.77	40,215.00	40,215.00	68,940.00	68,940.00	93,949.05
Transfer from Muni	145,831.00	145,831.00	145,831.00	250,000.00	250,000.00	384,190.02
Transfer to Muni	0.00	0.00	0.00	(653,950.00)	(653,950.00)	(493,254.16)
	<u>3,274,261.77</u>	<u>3,282,629.00</u>	<u>3,282,629.00</u>	<u>2,761,573.00</u>	<u>2,761,573.00</u>	<u>3,096,583.00</u>
203 Professional Development Reserve						
Accumulated Reserves at Start of Year	122,771.88	122,771.88	122,771.88	122,771.88	122,771.88	113,024.66
Interest transfer to Reserves	1,341.16	1,596.00	1,596.00	2,736.00	2,736.00	3,777.31
Transfer from Muni	40,831.00	40,831.00	40,831.00	70,000.00	70,000.00	70,000.00
Transfer to Muni	0.00	0.00	0.00	(71,930.00)	(71,930.00)	(64,030.09)
	<u>164,944.04</u>	<u>165,198.88</u>	<u>165,198.88</u>	<u>123,577.88</u>	<u>123,577.88</u>	<u>122,771.88</u>
204 Sick Pay Incentive Reserve						
Accumulated Reserves at Start of Year	150,403.55	150,403.55	150,403.55	150,403.55	150,403.55	175,935.04
Interest transfer to Reserves	1,504.01	1,953.00	1,953.00	3,348.00	3,348.00	5,088.12
Transfer from Muni	5,833.00	5,833.00	5,833.00	70,000.00	70,000.00	0.00
Transfer to Muni	0.00	0.00	0.00	(71,930.00)	(71,930.00)	(30,619.61)
	<u>157,740.56</u>	<u>158,189.55</u>	<u>158,189.55</u>	<u>151,821.55</u>	<u>151,821.55</u>	<u>150,403.55</u>
124 Workers Compensation and Extended Sick Leave Coningency Res						
Accumulated Reserves at Start of Year	305,100.95	305,100.95	305,100.95	305,100.95	305,100.95	356,227.48
Interest transfer to Reserves	2,949.75	3,962.00	3,962.00	6,792.00	6,792.00	8,873.47
Transfer to Muni	0.00	0.00	0.00	(28,460.00)	(28,460.00)	(60,000.00)
	<u>308,050.70</u>	<u>309,062.95</u>	<u>309,062.95</u>	<u>283,432.95</u>	<u>283,432.95</u>	<u>305,100.95</u>

City of Busselton

Reserves Movement Report

For The Period Ending 31 January 2020

	2019/2020 Actual	2019/2020 Amended Budget YTD	2019/2020 Original Budget YTD	2019/2020 Amended Budget	2019/2020 Original Budget	2018/2019 Actual
	\$	\$	\$	\$	\$	\$
302 Community Facilities - City District						
Accumulated Reserves at Start of Year	2,552,707.62	2,552,707.62	2,552,707.62	2,552,707.62	2,552,707.62	2,303,095.83
Interest transfer to Reserves	26,825.58	33,152.00	33,152.00	56,832.00	56,832.00	60,897.30
Transfer from Muni	67,557.82	191,044.00	191,044.00	361,740.00	361,740.00	306,049.14
Transfer to Muni	0.00	0.00	0.00	(2,203,795.00)	(2,203,795.00)	(117,334.65)
	<u>2,647,091.02</u>	<u>2,776,903.62</u>	<u>2,776,903.62</u>	<u>767,484.62</u>	<u>767,484.62</u>	<u>2,552,707.62</u>
304 Community Facilities - Broadwater						
Accumulated Reserves at Start of Year	158,523.04	158,523.04	158,523.04	158,523.04	158,523.04	138,048.48
Interest transfer to Reserves	1,672.16	2,058.00	2,058.00	3,528.00	3,528.00	3,656.26
Transfer from Muni	4,590.54	7,294.00	7,294.00	12,500.00	12,500.00	16,818.30
	<u>164,785.74</u>	<u>167,875.04</u>	<u>167,875.04</u>	<u>174,551.04</u>	<u>174,551.04</u>	<u>158,523.04</u>
303 Community Facilities - Busselton						
Accumulated Reserves at Start of Year	44,011.77	44,011.77	44,011.77	44,011.77	44,011.77	34,546.40
Interest transfer to Reserves	478.40	574.00	574.00	984.00	984.00	971.37
Transfer from Muni	5,167.11	11,669.00	11,669.00	20,000.00	20,000.00	8,494.00
Transfer to Muni	0.00	0.00	0.00	(44,000.00)	(44,000.00)	0.00
	<u>49,657.28</u>	<u>56,254.77</u>	<u>56,254.77</u>	<u>20,995.77</u>	<u>20,995.77</u>	<u>44,011.77</u>
305 Community Facilities - Dunsborough						
Accumulated Reserves at Start of Year	188,062.67	188,062.67	188,062.67	188,062.67	188,062.67	166,327.12
Interest transfer to Reserves	2,097.63	2,443.00	2,443.00	4,188.00	4,188.00	4,549.89
Transfer from Muni	19,022.60	14,581.00	14,581.00	25,000.00	25,000.00	17,185.66
	<u>209,182.90</u>	<u>205,086.67</u>	<u>205,086.67</u>	<u>217,250.67</u>	<u>217,250.67</u>	<u>188,062.67</u>
311 Community Facilities - Dunsborough Lakes Estate						
Accumulated Reserves at Start of Year	922,772.84	922,772.84	922,772.84	922,772.84	922,772.84	525,105.39
Interest transfer to Reserves	9,550.03	11,984.00	11,984.00	20,544.00	20,544.00	19,631.45
Transfer from Muni	0.00	162,162.00	162,162.00	277,990.00	277,990.00	378,036.00
	<u>932,322.87</u>	<u>1,096,918.84</u>	<u>1,096,918.84</u>	<u>1,221,306.84</u>	<u>1,221,306.84</u>	<u>922,772.84</u>
306 Community Facilities - Geographe						
Accumulated Reserves at Start of Year	99,175.93	99,175.93	99,175.93	99,175.93	99,175.93	95,061.38
Interest transfer to Reserves	1,035.04	1,288.00	1,288.00	2,208.00	2,208.00	2,410.78
Transfer from Muni	1,033.93	4,375.00	4,375.00	7,500.00	7,500.00	1,703.77
	<u>101,244.90</u>	<u>104,838.93</u>	<u>104,838.93</u>	<u>108,883.93</u>	<u>108,883.93</u>	<u>99,175.93</u>
310 Community Facilities - Port Geographe						
Accumulated Reserves at Start of Year	343,509.27	343,509.27	343,509.27	343,509.27	343,509.27	335,116.76
Interest transfer to Reserves	3,555.06	4,459.00	4,459.00	7,644.00	7,644.00	8,392.51
	<u>347,064.33</u>	<u>347,968.27</u>	<u>347,968.27</u>	<u>351,153.27</u>	<u>351,153.27</u>	<u>343,509.27</u>
309 Community Facilities - Vasse						
Accumulated Reserves at Start of Year	615,585.54	615,585.54	615,585.54	615,585.54	615,585.54	589,760.45
Interest transfer to Reserves	6,370.88	7,994.00	7,994.00	13,704.00	13,704.00	14,848.67
Transfer from Muni	0.00	0.00	0.00	0.00	0.00	10,976.42
Transfer to Muni	0.00	0.00	0.00	(450,000.00)	(450,000.00)	0.00
	<u>621,956.42</u>	<u>623,579.54</u>	<u>623,579.54</u>	<u>179,289.54</u>	<u>179,289.54</u>	<u>615,585.54</u>
308 Community Facilities - Airport North						
Accumulated Reserves at Start of Year	2,970,179.38	2,970,179.38	2,970,179.38	2,970,179.38	2,970,179.38	2,826,296.71
Interest transfer to Reserves	30,740.38	38,570.00	38,570.00	66,120.00	66,120.00	71,258.67
Transfer from Muni	0.00	148,750.00	148,750.00	255,000.00	255,000.00	72,624.00
	<u>3,000,919.76</u>	<u>3,157,499.38</u>	<u>3,157,499.38</u>	<u>3,291,299.38</u>	<u>3,291,299.38</u>	<u>2,970,179.38</u>
130 Locke Estate Reserve						
Accumulated Reserves at Start of Year	1,012.99	1,012.99	1,012.99	1,012.99	1,012.99	0.00
Interest transfer to Reserves	56.08	14.00	14.00	24.00	24.00	1,012.99
Transfer from Muni	37,331.00	37,331.00	37,331.00	64,000.00	64,000.00	64,000.00
Transfer to Muni	0.00	0.00	0.00	(64,000.00)	(64,000.00)	(64,000.00)
	<u>38,400.07</u>	<u>38,357.99</u>	<u>38,357.99</u>	<u>1,036.99</u>	<u>1,036.99</u>	<u>1,012.99</u>

City of Busselton

Reserves Movement Report

For The Period Ending 31 January 2020

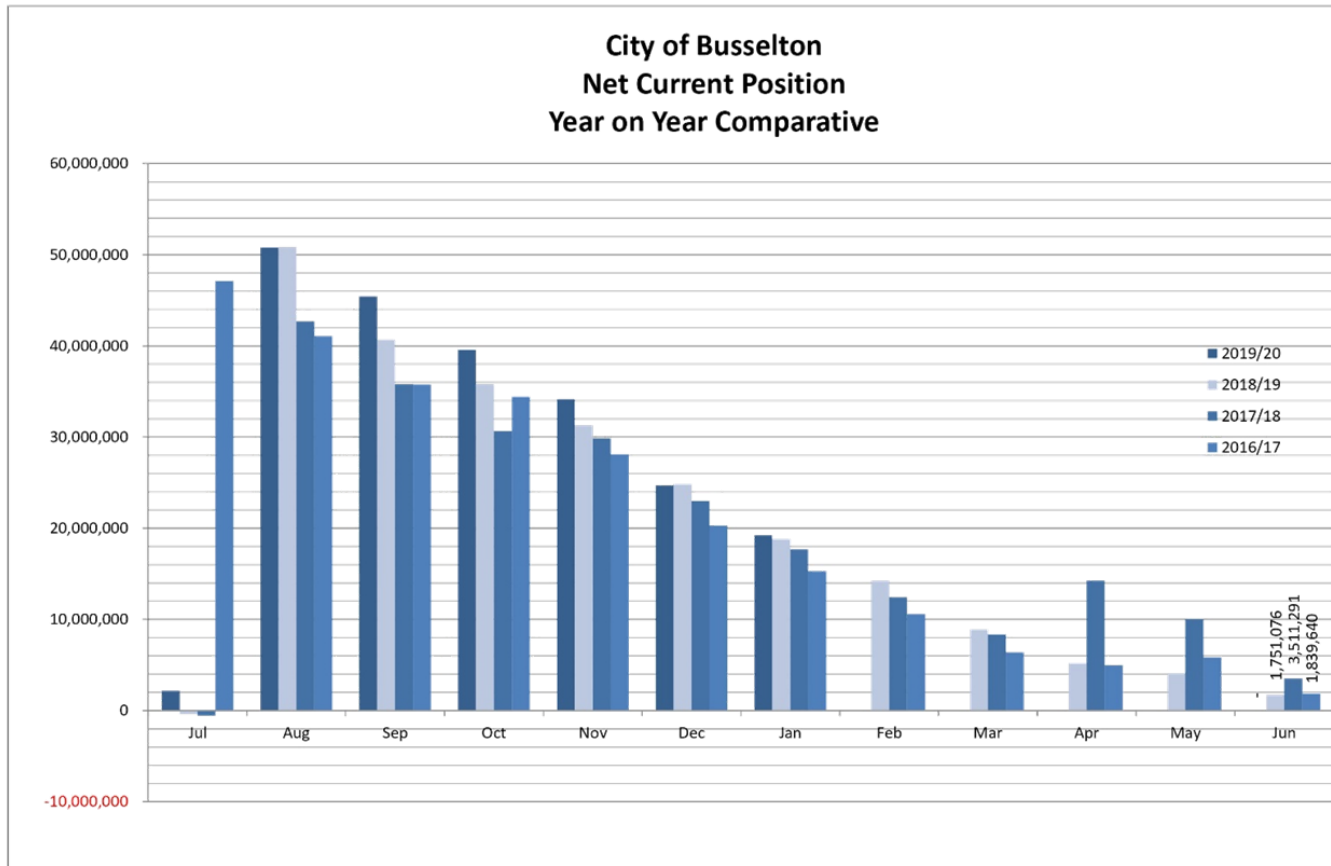
	2019/2020 Actual	2019/2020 Amended Budget YTD	2019/2020 Original Budget YTD	2019/2020 Amended Budget	2019/2020 Original Budget	2018/2019 Actual
	\$	\$	\$	\$	\$	\$
122 Port Geographe Development Reserve						
Accumulated Reserves at Start of Year	682,470.41	682,470.41	682,470.41	682,470.41	682,470.41	1,455,440.82
Interest transfer to Reserves	6,802.91	8,862.00	8,862.00	15,192.00	15,192.00	30,840.83
Transfer from Muni	30,317.00	30,317.00	30,317.00	51,975.00	51,975.00	50,000.00
Transfer to Muni	0.00	0.00	0.00	(599,307.00)	(599,307.00)	(853,811.24)
	719,590.32	721,649.41	721,649.41	150,330.41	150,330.41	682,470.41
123 Port Geographe Waterways Management Reserve (SAR)						
Accumulated Reserves at Start of Year	3,349,716.94	3,349,716.94	3,349,716.94	3,349,716.94	3,349,716.94	3,387,485.07
Interest transfer to Reserves	34,542.18	43,505.00	43,505.00	74,580.00	74,580.00	87,609.18
Transfer from Muni	125,384.00	125,384.00	125,384.00	214,942.00	214,942.00	193,747.69
Transfer to Muni	0.00	0.00	0.00	(346,800.00)	(346,800.00)	(319,125.00)
	3,509,643.12	3,518,605.94	3,518,605.94	3,292,438.94	3,292,438.94	3,349,716.94
126 Provenge Landscape Maintenance Reserve (SAR)						
Accumulated Reserves at Start of Year	1,194,759.54	1,194,759.54	1,194,759.54	1,194,759.54	1,194,759.54	1,101,707.78
Interest transfer to Reserves	12,739.16	15,519.00	15,519.00	26,604.00	26,604.00	30,061.96
Transfer from Muni	102,879.00	102,879.00	102,879.00	176,363.00	176,363.00	168,461.65
Transfer to Muni	0.00	0.00	0.00	(203,380.00)	(203,380.00)	(105,471.85)
	1,310,377.70	1,313,157.54	1,313,157.54	1,194,346.54	1,194,346.54	1,194,759.54
128 Vasse Newtown Landscape Maintenance Reserve (SAR)						
Accumulated Reserves at Start of Year	575,151.53	575,151.53	575,151.53	575,151.53	575,151.53	535,722.24
Interest transfer to Reserves	6,196.25	7,469.00	7,469.00	12,804.00	12,804.00	15,770.06
Transfer from Muni	105,469.00	105,469.00	105,469.00	180,801.00	180,801.00	172,922.26
Transfer to Muni	0.00	0.00	0.00	(199,220.00)	(199,220.00)	(149,263.03)
	686,816.78	688,089.53	688,089.53	569,536.53	569,536.53	575,151.53
138 Commonage Precinct Bushfire Facilities Reserve						
Accumulated Reserves at Start of Year	57,260.53	57,260.53	57,260.53	57,260.53	57,260.53	55,861.58
Interest transfer to Reserves	592.60	742.00	742.00	1,272.00	1,272.00	1,398.95
	57,853.13	58,002.53	58,002.53	58,532.53	58,532.53	57,260.53
139 Commonage Community Facilities Dunsborough Lakes South Res						
Accumulated Reserves at Start of Year	72,622.42	72,622.42	72,622.42	72,622.42	72,622.42	70,848.15
Interest transfer to Reserves	751.58	945.00	945.00	1,620.00	1,620.00	1,774.27
	73,374.00	73,567.42	73,567.42	74,242.42	74,242.42	72,622.42
140 Commonage Community Facilities South Biddle Precinct Reserve						
Accumulated Reserves at Start of Year	886,172.58	886,172.58	886,172.58	886,172.58	886,172.58	1,030,368.46
Interest transfer to Reserves	8,582.43	11,508.00	11,508.00	19,728.00	19,728.00	25,804.12
Transfer to Muni	0.00	0.00	0.00	0.00	0.00	(170,000.00)
	894,755.01	897,680.58	897,680.58	905,900.58	905,900.58	886,172.58
321 Busselton Area Drainage and Waterways Improvement Reserve						
Accumulated Reserves at Start of Year	546,471.37	546,471.37	546,471.37	546,471.37	546,471.37	548,820.67
Interest transfer to Reserves	5,600.84	7,098.00	7,098.00	12,168.00	12,168.00	13,451.35
Transfer to Muni	0.00	0.00	0.00	(184,399.00)	(184,399.00)	(15,800.65)
	552,072.21	553,569.37	553,569.37	374,240.37	374,240.37	546,471.37
102 Coastal and Climate Adaptation Reserve						
Accumulated Reserves at Start of Year	2,845,578.60	2,845,578.60	2,845,578.60	2,845,578.60	2,845,578.60	2,472,424.34
Interest transfer to Reserves	30,870.33	36,953.00	36,953.00	63,348.00	63,348.00	69,960.53
Transfer from Muni	276,528.00	276,528.00	276,528.00	538,044.00	538,044.00	527,732.00
Transfer to Muni	0.00	0.00	0.00	(1,478,489.00)	(1,259,792.00)	(224,538.27)
	3,152,976.93	3,159,059.60	3,159,059.60	1,968,481.60	2,187,178.60	2,845,578.60
144 Emergency Disaster Recovery Reserve						
Accumulated Reserves at Start of Year	72,781.94	72,781.94	72,781.94	72,781.94	72,781.94	50,000.00
Interest transfer to Reserves	836.77	945.00	945.00	1,620.00	1,620.00	1,781.54
Transfer from Muni	11,669.00	11,669.00	11,669.00	20,000.00	20,000.00	21,000.40
	85,287.71	85,395.94	85,395.94	94,401.94	94,401.94	72,781.94

City of Busselton

Reserves Movement Report

For The Period Ending 31 January 2020

	2019/2020 Actual	2019/2020 Amended Budget YTD	2019/2020 Original Budget YTD	2019/2020 Amended Budget	2019/2020 Original Budget	2018/2019 Actual
	\$	\$	\$	\$	\$	\$
145 Energy Sustainability Reserve						
Accumulated Reserves at Start of Year	181,852.87	181,852.87	181,852.87	181,852.87	181,852.87	100,000.00
Interest transfer to Reserves	2,221.29	2,359.00	2,359.00	4,044.00	4,044.00	4,474.87
Transfer from Muni	58,331.00	58,331.00	58,331.00	130,000.00	130,000.00	100,000.00
Transfer to Muni	0.00	0.00	0.00	(177,378.00)	(177,378.00)	(22,622.00)
	<u>242,405.16</u>	<u>242,542.87</u>	<u>242,542.87</u>	<u>138,518.87</u>	<u>138,518.87</u>	<u>181,852.87</u>
146 Cemetery Reserve						
Accumulated Reserves at Start of Year	157,626.57	157,626.57	157,626.57	157,626.57	157,626.57	100,000.00
Interest transfer to Reserves	2,115.04	2,044.00	2,044.00	3,504.00	3,504.00	4,998.21
Transfer from Muni	81,081.00	81,081.00	81,081.00	139,000.00	139,000.00	77,321.95
Transfer to Muni	0.00	0.00	0.00	(254,000.00)	(254,000.00)	(23,793.59)
	<u>240,822.61</u>	<u>240,751.57</u>	<u>240,751.57</u>	<u>46,130.57</u>	<u>46,130.57</u>	<u>157,626.57</u>
341 Public Art Reserve						
Accumulated Reserves at Start of Year	86,198.07	86,198.07	86,198.07	86,198.07	86,198.07	229,685.21
Interest transfer to Reserves	375.37	1,120.00	1,120.00	1,920.00	1,920.00	5,697.86
Transfer to Muni	0.00	0.00	0.00	(41,060.00)	(41,060.00)	(149,185.00)
	<u>86,573.44</u>	<u>87,318.07</u>	<u>87,318.07</u>	<u>47,058.07</u>	<u>47,058.07</u>	<u>86,198.07</u>
121 Waste Management Facility and Plant Reserve						
Accumulated Reserves at Start of Year	7,867,210.16	7,867,210.16	7,867,210.16	7,867,210.16	7,867,210.16	7,881,068.17
Interest transfer to Reserves	74,835.77	102,172.00	102,172.00	175,152.00	175,152.00	200,860.10
Transfer from Muni	613,662.00	613,662.00	613,662.00	1,051,994.00	1,051,994.00	1,312,610.77
Transfer to Muni	0.00	0.00	(800,000.00)	(4,816,140.00)	(5,616,140.00)	(1,527,328.88)
	<u>8,555,707.93</u>	<u>8,583,044.16</u>	<u>7,783,044.16</u>	<u>4,278,216.16</u>	<u>3,478,216.16</u>	<u>7,867,210.16</u>
120 Strategic Projects Reserve						
Accumulated Reserves at Start of Year	257,162.94	257,162.94	257,162.94	257,162.94	257,162.94	226,213.20
Interest transfer to Reserves	2,765.85	19,362.00	19,362.00	33,192.00	33,192.00	5,949.74
Transfer from Muni	14,581.00	14,581.00	14,581.00	31,000.00	31,000.00	25,000.00
Transfer to Muni	0.00	0.00	0.00	(78,925.00)	(78,925.00)	0.00
	<u>274,509.79</u>	<u>291,105.94</u>	<u>291,105.94</u>	<u>242,429.94</u>	<u>242,429.94</u>	<u>257,162.94</u>
129 Untied Grants Reserve						
Accumulated Reserves at Start of Year	1,232,906.00	1,232,906.00	1,232,906.00	1,232,906.00	1,232,906.00	0.00
Transfer from Muni	0.00	0.00	0.00	0.00	0.00	1,232,906.00
Transfer to Muni	(1,232,906.00)	(1,232,906.00)	(1,232,906.00)	(1,232,906.00)	(1,232,906.00)	0.00
	<u>0.00</u>	<u>0.00</u>	<u>0.00</u>	<u>0.00</u>	<u>0.00</u>	<u>1,232,906.00</u>
Total Cash Back Reserves	<u>64,347,774.97</u>	<u>64,421,973.66</u>	<u>63,571,284.66</u>	<u>42,849,065.66</u>	<u>42,611,399.66</u>	<u>55,590,217.66</u>
Summary Reserves						
Accumulated Reserves at Start of Year	55,590,217.66	55,590,217.66	55,590,217.66	55,590,217.66	55,590,217.66	47,978,518.20
Interest transfer to Reserves	601,673.11	721,945.00	721,945.00	1,237,620.00	1,237,620.00	1,413,166.97
Transfer from Muni	9,388,790.20	9,877,717.00	9,827,028.00	20,691,111.00	20,640,422.00	18,882,926.94
Transfer to Muni	(1,232,906.00)	(1,767,906.00)	(2,567,906.00)	(34,669,883.00)	(34,856,860.00)	(12,684,394.45)
Closing Balance	<u>64,347,774.97</u>	<u>64,421,973.66</u>	<u>63,571,284.66</u>	<u>42,849,065.66</u>	<u>42,611,399.66</u>	<u>55,590,217.66</u>



7. GENERAL DISCUSSION ITEMS**7.1 FINANCE COMMITTEE MEETING DATES**

Mr Nottle presented proposed alternative dates of upcoming Finance Committee Meetings to be held in 2020. The general consensus was to retain the status quo and the meeting dates to remain as advertised at this stage.

7.2 RATES INSTALMENT OPTIONS

Mr Nottle presented a spreadsheet of rates instalment options, including interest and administrative fee comparisons. The Committee provided general consensus to the following:

1. Alternative rates payment options such as weekly, fortnightly and monthly be considered as options as part of next year's rates;
2. That the fees and interest initially be modelled around the same fees and interest rates experienced as an instalment option; and
3. That it was acknowledged this was subject to modelling and further consideration by Council when setting the 2020/21 annual rates, the 2020/21 budget and the 2020/21 fees and charges.

11.06am: At this time, Cr Henley left the meeting.

11.10am: At this time, Cr Henley re-entered the meeting.

8. NEXT MEETING DATE

Wednesday, 8 April 2020.

9. CLOSURE

The meeting closed at 11.23am.

THESE MINUTES CONSISTING OF PAGES 1 TO 39 WERE CONFIRMED AS A TRUE AND CORRECT RECORD ON WEDNESDAY, 8 APRIL 2020.

DATE: _____ PRESIDING MEMBER: _____