

Please note: These minutes are yet to be confirmed as a true record of proceedings

CITY OF BUSSELTON

MINUTES OF THE FINANCE COMMITTEE MEETING HELD ON 10 NOVEMBER 2021

TABLE OF CONTENTS

ITEM NO.	SUBJECT	PAGE NO.
1.	DECLARATION OF OPENING, ACKNOWLEDGEMENT OF COUNTRY AND ANNOUNCEMENT OF VISITORS	2
2.	ATTENDANCE	2
3.	ELECTION OF PRESIDING MEMBER AND DEPUTY PRESIDING MEMBER	2
4.	PUBLIC QUESTION TIME.....	3
5.	DISCLOSURE OF INTERESTS	3
6.	CONFIRMATION OF MINUTES	3
	6.1 Minutes of the Finance Committee Meeting held 13 October 2021	3
7.	REPORTS	4
	7.1 LIST OF PAYMENTS MADE - SEPTEMBER 2021	4
	7.2 FINANCIAL ACTIVITY STATEMENTS - YEAR TO DATE AS AT 30 SEPTEMBER 2021	14
8.	GENERAL DISCUSSION ITEMS	45
	8.1 AUDIT REPORT	45
	8.2 LOCAL GOVERNMENT ACT REFORMS.....	45
	8.3 DONATIONS	45
9.	NEXT MEETING DATE	45
10.	CLOSURE	46

MINUTES

MINUTES OF THE FINANCE COMMITTEE HELD IN THE COMMITTEE ROOM, ADMINISTRATION BUILDING, SOUTHERN DRIVE, BUSSELTON, ON 10 NOVEMBER 2021 AT 10.30AM.

1. DECLARATION OF OPENING, ACKNOWLEDGEMENT OF COUNTRY AND ANNOUNCEMENT OF VISITORS

Ms Sarah Pierson, Acting Director Finance and Corporate Services, opened the meeting at 10.30am.

Ms Pierson noted the meeting is held on the lands of the Wadandi people and acknowledged them as Traditional Owners, paying respect to their Elders, past and present, and Aboriginal Elders of other communities who may be present.

2. ATTENDANCE

Presiding Member:

Cr Anne Ryan (*from 10.35am*)

Members:

Cr Paul Carter
Cr Grant Henley
Cr Sue Riccelli
Cr Mikayla Love

Officers:

Mr Mike Archer, Chief Executive Officer
Ms Sarah Pierson, Acting Director, Finance and Corporate Services
Mr Paul Sheridan, Manager, Financial Services
Mrs Emma Heys, Governance Coordinator

Public:

Cr Jodie Richards (*observer*)

Apologies:

Nil

3. ELECTION OF PRESIDING MEMBER AND DEPUTY PRESIDING MEMBER

In accordance with Delegation S1 – 26 ‘Committee Elections’, Ms Pierson called for nominations for the position of the Presiding Member of the Finance Committee.

Cr Anne Ryan nominated herself for the position of Presiding Member.

With no other nominations received, Cr Ryan was elected as Presiding Member of the Finance Committee.

10.35 am: At this time, Cr Ryan assumed the Chair.

The Presiding Member called for nominations for the position of Deputy Presiding Member of the Finance Committee.

Cr Carter nominated himself for the position of Deputy Presiding Member of the Finance Committee.

With no other nominations received, Cr Carter was elected as Deputy Presiding Member of the Finance Committee.

4. PUBLIC QUESTION TIME

Nil

5. DISCLOSURE OF INTERESTS

Cr Love disclosed an impartiality interest in relation to the term deposits the City holds with Bendigo Bank.

6. CONFIRMATION OF MINUTES

6.1 Minutes of the Finance Committee Meeting held 13 October 2021

COMMITTEE DECISION

F2111/053 Moved Councillor S Riccelli, seconded Councillor P Carter

That the Minutes of the Finance Committee Meeting held 13 October 2021 be confirmed as a true and correct record.



CARRIED 4/1

For the motion: Cr Riccelli, Cr Carter, Cr Love, Cr Henley

Against the motion: Cr Ryan

7. REPORTS

7.1 LIST OF PAYMENTS MADE - SEPTEMBER 2021

STRATEGIC THEME	LEADERSHIP - A Council that connects with the community and is accountable in its decision making.
STRATEGIC PRIORITY	4.2 Deliver governance systems that facilitate open, ethical and transparent decision making.
SUBJECT INDEX	Financial Operations
BUSINESS UNIT	Financial Services
REPORTING OFFICER	Manager Financial Services - Paul Sheridan
AUTHORISING OFFICER	Director Finance and Corporate Services - Tony Nottle
NATURE OF DECISION	Noting: The item is simply for information purposes and noting
VOTING REQUIREMENT	Simple Majority
ATTACHMENTS	Attachment A List of Payments - September 2021  

The officer recommendation was moved and carried.

COMMITTEE RECOMMENDATION

F2111/054 Moved Councillor P Carter, seconded Councillor S Riccelli

That the Council notes payment of voucher numbers M118922 – M118970, EF081893 – EF082494, T7572 – T7574, DD004591 – DD004628, as well as payroll payments, together totalling \$28,520,356.08

CARRIED 5/0

OFFICER RECOMMENDATION

That the Council notes payment of voucher numbers M118922 – M118970, EF081893 – EF082494, T7572 – T7574, DD004591 – DD004628, as well as payroll payments, together totalling \$28,520,356.08

EXECUTIVE SUMMARY

This report provides details of payments made from the City's bank accounts for the month of September 2021, for noting by the Council and recording in the Council Minutes.

BACKGROUND

The *Local Government (Financial Management) Regulations 1996* (the Regulations) requires that, when the Council has delegated authority to the Chief Executive Officer to make payments from the City's bank accounts, a list of payments made is prepared each month for presentation to, and noting by, the Council.

OFFICER COMMENT

In accordance with regular custom, the list of payments made for the month of September 2021 is presented for information.

Statutory Environment

Section 6.10 of the *Local Government Act 1995* and more specifically Regulation 13 of the Regulations refer to the requirement for a listing of payments made each month to be presented to the Council.

Relevant Plans and Policies

There are no relevant plans or policies to consider in relation to this matter.

Financial Implications

There are no financial implications associated with the officer recommendation.

Stakeholder Consultation

No external stakeholder consultation was required or undertaken in relation to this matter.

Risk Assessment

An assessment of the potential implications of implementing the officer recommendation has been undertaken using the City's risk management framework, with risks assessed taking into account any controls already in place. No risks of a medium or greater level have been identified.

Options

Not applicable.

CONCLUSION

The list of payments made for the month of September 2021 is presented for information.

TIMELINE FOR IMPLEMENTATION OF OFFICER RECOMMENDATION

Not applicable.



LISTING OF PAYMENTS MADE
UNDER DELEGATED AUTHORITY
FOR THE MONTH OF SEPTEMBER 2021

CHEQUE PAYMENTS	CHEQUE # 118922 - 118970	57,980.87
ELECTRONIC TRANSFER PAYMENTS	EFT81893 - EFT82494	4,670,817.26
TRUST ACCOUNT	TRUST ACCOUNT # 7572- 7574	44,143.65
PAYROLL PAYMENTS	01.09.21 - 30.09.21	1,574,735.06
DIRECT DEBIT PAYMENTS	DD004591 - DD004628	22,172,679.24
		28,520,356.08

CHEQUE PAYMENTS SEPTEMBER 2021				
DATE	REF #	NAME	DESCRIPTION	AMOUNT \$
28/09/2021	118962	AMIT & TINA THAPA	CROSSOVER SUBSIDY PAYMENT	303.50
8/09/2021	118929	AUBREY EDWARD & JANICE GAY HOUSE	REFUND OF RATE OVERPAYMENT	816.05
8/09/2021	118927	BERYL MARIE DAWSON	REFUND OF RATE OVERPAYMENT	794.00
28/09/2021	118952	BUSSELTON PUBLIC LIBRARY - PETTY CASH	PETTY CASH REIMBURSEMENT	222.50
9/09/2021	118944	CALLOWS CORNER NEWS	NEWSAGENCY / STATIONERY SUPPLIES	91.10
15/09/2021	118949	CALLOWS CORNER NEWS	NEWSAGENCY / STATIONERY SUPPLIES	321.50
9/09/2021	118943	CITY OF BUNBURY	LOCAL GOV'T SERVICES	3,300.00
17/09/2021	118950	CITY OF BUSSELTON	REIMBURSEMENTS	7,125.00
28/09/2021	118969	CRANEFORD PLUMBING PTY LTD	REFUND OF SEPTIC APPLICATION	236.00
28/09/2021	118955	DAVID JONES & PENELOPE SHAW	CROSSOVER SUBSIDY PAYMENT	148.10
8/09/2021	118923	DEPARTMENT OF TRANSPORT	PLANT REGISTRATION	981.00
15/09/2021	118948	DEPARTMENT OF TRANSPORT	PLANT REGISTRATION	981.00
28/09/2021	118968	DIABETES WA	REFUND PAYMENTS - SUNDRY	97.60
8/09/2021	118936	DIANA YVONNE BONIOLLO	REFUND OF RATE OVERPAYMENT	122.00
8/09/2021	118928	DIANNE JUNE O'KEEFE	REFUND OF RATE OVERPAYMENT	752.43
28/09/2021	118951	DUNSBOROUGH PUBLIC LIBRARY - PETTY CASH	PETTY CASH REIMBURSEMENT	95.25
15/09/2021	118946	GEOGRAPHE LEISURE CENTRE - PETTY CASH	PETTY CASH REIMBURSEMENT	264.90
8/09/2021	118940	GEORGINA LAUGHTON	REFUND OF RATE OVERPAYMENT	801.48
28/09/2021	118964	GIULIETTA ANGELINI & GARY CUMMINS	CROSSOVER SUBSIDY PAYMENT	303.50
28/09/2021	118963	GLADYS TARUPLUWA	CROSSOVER SUBSIDY PAYMENT	303.50
28/09/2021	118960	HENRY C HITA	CROSSOVER SUBSIDY PAYMENT	147.50
8/09/2021	118930	IAN ROSS TRIGWELL	REFUND OF RATE OVERPAYMENT	797.95
8/09/2021	118924	JANELLE PATERSON	REFUND OF ANIMAL TRAP BOND	102.00
28/09/2021	118961	JASON & NATHALY VAN DRUTEN	CROSSOVER SUBSIDY PAYMENT	174.70
8/09/2021	118939	JEAN MARGARET BEAUCHAMP	REFUND OF RATE OVERPAYMENT	794.00
8/09/2021	118933	KAYE LYNETTE FILMER	REFUND OF RATE OVERPAYMENT	804.30
28/09/2021	118965	KEVIN J CARTWRIGHT	CROSSOVER SUBSIDY PAYMENT	130.20
10/09/2021	118945	LANDGATE CUSTOMER ACCOUNT	LAND INFORMATION AND TITLE SEARCHES	181.30
8/09/2021	118941	LESLIE NEIL & KAREN MAREE RENDELL	REFUND OF RATE OVERPAYMENT	801.48
28/09/2021	118954	LINDSAY ROSS & LEE HAMLIN	CROSSOVER SUBSIDY PAYMENT	425.30
28/09/2021	118967	LOT 1150 PTY LTD	REFUND OF RATE OVERPAYMENT	2,059.39
28/09/2021	118956	LUKE & NIKKI WILSON	CROSSOVER SUBSIDY PAYMENT	201.80
8/09/2021	118931	MARGARET JONES	REFUND OF RATE OVERPAYMENT	808.52
8/09/2021	118935	MARY LOUISE DEBONO	REFUND OF RATE OVERPAYMENT	805.00
8/09/2021	118925	MOSS WOOD PTY LTD	REFUND OF ANIMAL TRAP BOND	100.00
8/09/2021	118922	OFFICE OF THE CEO - PETTY CASH	PETTY CASH REIMBURSEMENT	355.65
28/09/2021	118970	OPTUS MOBILE PTY LTD	REFUND OF RATE OVERPAYMENT	4,875.52
8/09/2021	118934	PATRICIA JUNE & DAVID BATTYE	REFUND OF RATE OVERPAYMENT	803.59
28/09/2021	118958	REBECCA C MARSHALL	CROSSOVER SUBSIDY PAYMENT	310.20
28/09/2021	118959	SAMANTHA MCDONALD & BENJAMIN LASSCOCK	CROSSOVER SUBSIDY PAYMENT	178.00
28/09/2021	118957	SAMUEL & ESTHER KENNEDY	CROSSOVER SUBSIDY PAYMENT	323.80
8/09/2021	118937	SANDRA ELIZABETH SWALLOW	REFUND OF RATE OVERPAYMENT	806.41
8/09/2021	118938	SHANE PETER ANNERT	REFUND OF RATE OVERPAYMENT	749.00
8/09/2021	118932	TERENCE STEPHEN MULLINS	REFUND OF RATE OVERPAYMENT	794.00
8/09/2021	118926	TRACY ILICH	REFUND OF HALL & KEY DEPOSITS	200.00
28/09/2021	118953	TREVOR JEFFERY	CROSSOVER SUBSIDY PAYMENT	525.20
28/09/2021	118966	VASSE PROPERTY PTY LTD	REFUND OF RATE OVERPAYMENT	1,467.14
9/09/2021	118942	WATER CORPORATION	WATER SERVICES	19,938.99
15/09/2021	118947	WATER CORPORATION	WATER SERVICES	329.52
				57,980.87

EFT PAYMENTS SEPTEMBER 2021				
DATE	REF #	NAME	DESCRIPTION	AMOUNT \$
23/09/2021	82343	360 ENVIRONMENTAL	ENVIRONMENTAL CONSULTANCY	8,778.00
23/09/2021	82234	A M TAYLOR	ART SALES	4.20
9/09/2021	81915	A PLUS TRAINING SOLUTIONS	TRAINING SERVICES	1,570.00
23/09/2021	82397	AC FORSTER & SON	PLUMBING SERVICES	2,116.00
9/09/2021	82062	ACTIV FOUNDATION INC	MAINTENANCE SERVICES	27,446.93
15/09/2021	82142	ACTIV FOUNDATION INC	MAINTENANCE SERVICES	40,164.85
23/09/2021	82187	ACURIX NETWORKS	INTERNET WIFI ACCESS	3,689.13
23/09/2021	82291	ADAM DAVEY	TURF CONSULTANT	2,394.15
9/09/2021	81969	ADVAM PTY LTD	AIRPORT CARPARK CREDIT CARD TRANSACTIONS	398.46
23/09/2021	82793	ADVAM PTY LTD	AIRPORT CARPARK CREDIT CARD TRANSACTIONS	365.20
9/09/2021	81955	ADVANCED DRIVEWAY SEALING	MAINTENANCE SERVICES	3,375.25
23/09/2021	82268	ADVANCED DRIVEWAY SEALING	MAINTENANCE SERVICES	1,353.00
23/09/2021	82297	ADVENTURE+	PLAYGROUND EQUIPMENT	704.00
23/09/2021	82262	AEROME TREX PTY LTD	SUBSCRIPTION TO AERIAL PHOTOGRAPHY	23,375.00
23/09/2021	82362	AF KING	REFUND OF RATE OVERPAYMENT	232.33
9/09/2021	81995	AHOY MANAGEMENT	GRANT FOR CABIN FEVER FESTIVAL ACTIVITIES	11,000.00
23/09/2021	82316	AJ & B DOBBE	SURVEYING SERVICES	2,475.00
23/09/2021	82195	ALICE ALDER	ART SALES & WORKSHOPS	280.00
9/09/2021	81938	ALINTA SALES PTY LTD	ELECTRICITY	45.80
9/09/2021	81936	ALLENNA PTY LTD	MAINTENANCE	286.00
23/09/2021	82279	ALPINE LAUNDRY PTY LTD	COMMERCIAL LAUNDRY	358.34
23/09/2021	82426	AMITY SIGNS	SIGNAGE SERVICES	287.65
23/09/2021	82349	ANDY WITHERS	BT/PP REFUND	355.00
30/09/2021	82477	ANGELA GRIFFIN	STAFF REIMBURSEMENT	69.20
9/09/2021	81907	ANNA FOLEY	WELLNESS SERVICES	1,600.00
9/09/2021	81998	ARBOR GUY	TREE MAINTENANCE SERVICES	2,910.60
23/09/2021	82178	ARBOR GUY	TREE MAINTENANCE SERVICES - TOM CULLITY DR, CANAL ROCKS, KALLOORUP RD, COMMONAGE RD, HARMANS MILL RD	104,488.57
30/09/2021	82476	ARBOR GUY	TREE MAINTENANCE SERVICES - WONNERUP SOUTH RD	12,478.62
9/09/2021	81904	ARTLINK AUSTRALIA	SUBSCRIPTION	85.00
9/09/2021	82112	ATO EFT DEPOSITS TRUST A/C	PAYG TAXATION	218,444.00
23/09/2021	82159	ATO EFT DEPOSITS TRUST A/C	PAYG TAXATION	224,005.00
15/09/2021	82150	AUSTRALIA DAY COUNCIL OF WA NO 2 ACCOUNT	MEMBERSHIP	650.00
23/09/2021	82413	AUSTRALIA POST	POSTAL SERVICE	24,272.72
23/09/2021	82437	AUSTRALIAN COMMUNICATIONS & MEDIA AUTHOR	COMMUNICATION SERVICES	114.00
15/09/2021	82129	AUSTRALIAN COMMUNITY MEDIA	ADVERTISING SERVICES	2,637.02
9/09/2021	82113	AUSTRALIAN SERVICES UNION	UNION FEES	25.90
23/09/2021	82160	AUSTRALIAN SERVICES UNION	UNION FEES	25.90
9/09/2021	82085	AUTO ONE	PLANT PURCHASES / SERVICES / PARTS	34.95
23/09/2021	82388	AUTO ONE TRADING PTY LTD	AUTOMOTIVE	3,667.65
23/09/2021	82320	AV TRUCK SERVICES PTY LTD	VEHICLE PARTS & MAINTENANCE	79.59
23/09/2021	82329	AVIATION ID AUSTRALIA PTY LTD	SUPPLY AVIATION ASIC CARDS	257.00
9/09/2021	81911	AZILITY	IT SOFTWARE	988.90



LISTING OF PAYMENTS MADE
UNDER DELEGATED AUTHORITY
FOR THE MONTH OF SEPTEMBER 2021

CHEQUE PAYMENTS	CHEQUE # 118922 - 118970	57,980.87
ELECTRONIC TRANSFER PAYMENTS	EFT81893 - EFT82494	4,670,817.26
TRUST ACCOUNT	TRUST ACCOUNT # 7572 - 7574	44,143.65
PAYROLL PAYMENTS	01 09 21 - 30 09 21	1,574,735.06
DIRECT DEBIT PAYMENTS	DD004591 - DD004628	22,172,679.24
		28,520,356.08

23/09/2021	82205	AZILITY	IT SOFTWARE	988.90
15/09/2021	82135	B ENGLISH-EVANS	REFUND OF RATE OVERPAYMENT	37.62
9/09/2021	82065	B&B STREET SWEEPING	STREET SWEEPING SERVICE	2,462.39
15/09/2021	82143	B&B STREET SWEEPING	STREET SWEEPING SERVICE	40,067.53
23/09/2021	82336	BARBARA WEEKS	ART SALES	68.00
9/09/2021	81932	BARRY ALLEN ELECTRICAL SERVICES PTY LTD	ELECTRICAL SERVICES	730.40
23/09/2021	82733	BARRY ALLEN ELECTRICAL SERVICES PTY LTD	ELECTRICAL SERVICES	2,650.45
15/09/2021	82130	BASKETBALL RINGLEADER	SPORTING EQUIPMENT	371.80
23/09/2021	82238	BATTERY WORLD BUNBURY	BATTERIES	940.50
9/09/2021	82061	BAY SIGNS	SIGNAGE SERVICES	5,789.00
23/09/2021	82420	BAY SIGNS	SIGNAGE SERVICES	4,685.00
9/09/2021	81918	BCP CIVIL & PLANT	EXCAVATOR & PLANT HIRE	5,874.00
23/09/2021	82212	BCP CIVIL & PLANT	EXCAVATOR & PLANT HIRE - YALLINGUP EROSION	123,140.56
9/09/2021	81929	BCP CONTRACTORS PTY LTD	EARTHWORKS - MITCHELL PARK	300,939.92
15/09/2021	82121	BCP CONTRACTORS PTY LTD	EARTHWORKS - KALOORUP RD	120,425.55
23/09/2021	82218	BCP CONTRACTORS PTY LTD	EARTHWORKS - ADMIN BUILDING CARPARK	21,532.94
23/09/2021	82713	BCP LIQUID WASTE	LIQUID WASTE SERVICES	8,240.85
23/09/2021	82321	BE INGRAM	CARPENTRY SERVICES	1,150.00
23/09/2021	82312	BEACHSIDE PAINTING SERVICES	PAINTING SERVICES	751.00
15/09/2021	82126	BELLROCK CLEANING SERVICES PTY LTD	CLEANING SERVICES	543.40
23/09/2021	82725	BELLROCK CLEANING SERVICES PTY LTD	CLEANING SERVICES	31,557.15
23/09/2021	82330	BEN KING	SKATEPARK CONSULTATION	750.00
23/09/2021	82431	BENARA NURSERIES	NURSEY SUPPLIES	6,684.17
23/09/2021	82283	BENTLEY SYSTEMS PTY LTD	MICROSTATION LICENSES X 6	10,189.80
15/09/2021	82136	BLUB TREE PROJECT INC	GRANT SPONSORSHIP	5,000.00
23/09/2021	82230	BLUESTEEL ENTERPRISES PTY LTD	EMERGENCY RESPONSE EQUIPMENT	264.70
9/09/2021	82039	BOC LIMITED	GAS SERVICES	1,728.53
23/09/2021	82395	BOC LIMITED	GAS SERVICES	1,297.91
30/09/2021	82488	BOC LIMITED	GAS SERVICES	37.40
9/09/2021	82074	BRAD GOODE & ASSOCIATES PTY LTD	CONSULTANCY SERVICES	1,815.00
23/09/2021	82367	BRAD SCOTT	BOND REFUND	100.00
9/09/2021	81902	BRIDGESTONE	TYRE SERVICES	872.99
23/09/2021	82184	BRIDGESTONE	TYRE SERVICES	838.20
23/09/2021	82266	BRIONEY MCLEAN	STAFF REIMBURSEMENT	309.60
23/09/2021	82469	BROADWATER BRICK PAVING	PAVING SERVICES	1,050.00
9/09/2021	82092	BSA ADVANCED PROPERTY SOLUTIONS	AIR CONDITIONING SERVICES	924.00
23/09/2021	82453	BSA ADVANCED PROPERTY SOLUTIONS	AIR CONDITIONING SERVICES	12,802.90
9/09/2021	82068	BSEWA	ELECTRICAL SERVICES	1,589.50
23/09/2021	82428	BSEWA	ELECTRICAL SERVICES - B X PIERLITES PORT GEOGRAPHE	15,048.00
23/09/2021	82383	BUILDING SUPPLIES AND HIRE	BUILDING SUPPLIES	52.68
9/09/2021	82070	BUNNINGS BUILDING SUPPLIES	HARDWARE SUPPLIES	715.67
15/09/2021	82145	BUNNINGS BUILDING SUPPLIES	HARDWARE SUPPLIES	311.72
23/09/2021	82429	BUNNINGS BUILDING SUPPLIES	HARDWARE SUPPLIES	1,801.21
15/09/2021	82137	BUSHFIRE PRONE PLANNING	BUSHFIRE PLANNING ASSESSMENTS	664.40
23/09/2021	82344	BUSINESS TVA	INFORMATION AND COMMUNICATION TECHNOLOGY	3,696.00
9/09/2021	82019	BUSSELTON AFL MASTERS	BOND REFUND	500.00
9/09/2021	81945	BUSSELTON AGRICULTURAL SERVICES (WA) PTY	RURAL SUPPLIES	5,686.00
23/09/2021	82246	BUSSELTON AGRICULTURAL SERVICES (WA) PTY	RURAL SUPPLIES	12.00
9/09/2021	81933	BUSSELTON AUTO ELECTRICS	AUTO ELECTRICAL SERVICES	802.40
9/09/2021	82002	BUSSELTON AV/IT PTY LTD	ELECTRICAL APPLIANCE SERVICES	558.00
23/09/2021	82339	BUSSELTON AV/IT PTY LTD	ELECTRICAL APPLIANCE SERVICES	837.00
9/09/2021	82032	BUSSELTON BUILDING PRODUCTS	BUILDING PRODUCT SUPPLIER	173.25
23/09/2021	82384	BUSSELTON BUILDING PRODUCTS	BUILDING PRODUCT SUPPLIER	921.31
23/09/2021	82175	BUSSELTON CITY FC	WORKSHOP CATERING	200.00
23/09/2021	82445	BUSSELTON FOOTBALL & SPORTSMAN'S CLUB	ELECTRICITY REIMBURSEMENT	439.22
23/09/2021	82440	BUSSELTON JETTY INC.	CONSULTANCY SERVICES	532.95
23/09/2021	82182	BUSSELTON LOCKSMITH	SECURITY SUPPLIES	1,012.00
9/09/2021	82054	BUSSELTON MOTORS	VEHICLE PURCHASES / SERVICES / PARTS	977.72
23/09/2021	82411	BUSSELTON MOTORS	VEHICLE PURCHASES / SERVICES / PARTS	604.00
23/09/2021	82422	BUSSELTON MULTI SERVICE	ENGRAVING SERVICES	22.00
23/09/2021	82421	BUSSELTON PEST & WEED CONTROL	PEST CONTROL SERVICES	5,830.00
9/09/2021	82071	BUSSELTON REFRIGERATION & AIRCON	REFRIGERATION/AIR CONDITIONING SERVICES	1,386.00
23/09/2021	82432	BUSSELTON REFRIGERATION & AIRCON	REFRIGERATION/AIR CONDITIONING SERVICES	1,606.00
9/09/2021	82072	BUSSELTON STATE EMERGENCY SERVICE	PETTY CASH REIMBURSEMENT	554.28
9/09/2021	82028	BUSSELTON SUBIE SERVICE	AUTOMOTIVE SERVICE AND REPAIR	292.50
9/09/2021	82038	BUSSELTON TOYOTA	VEHICLE PURCHASES / SERVICES / PARTS	1,084.66
23/09/2021	82394	BUSSELTON WATER	WATER SERVICES	637.19
9/09/2021	82008	C & S KNOESTER	BITP REFUND	60.00
9/09/2021	81967	CAMPBELL'S	GLC KIOSK PURCHASES	555.66
23/09/2021	82290	CAMPBELL'S	GLC KIOSK PURCHASES	660.25
9/09/2021	81910	CANCELLED EFT	CANCELLED EFT	-
13/09/2021	82033	CANCELLED EFT	CANCELLED EFT	-
15/09/2021	82134	CANCELLED EFT	CANCELLED EFT	-
15/09/2021	82138	CANCELLED EFT	CANCELLED EFT	-
9/09/2021	81937	CAPE AUTOMATION	BOOM GATE ACCESS CONTROL	9,456.00
23/09/2021	82240	CAPE AUTOMATION	BOOM GATE ACCESS CONTROL	297.60
23/09/2021	82370	CAPE NATURALISTE COLLEGE	SUNDRY PAYMENTS	200.00
23/09/2021	82468	CAPITAL FINANCE AUSTRALIA LTD	LEASING PAYMENTS	26,412.78
9/09/2021	82078	CARDNO (WA) PTY LTD	CONSULTANCY SERVICES	2,750.00
23/09/2021	82332	CAROL MULHEARN	ART SALES	99.40
23/09/2021	82270	CASA STUDIO	NEW LOGO BUSSELTON JETTY TOURIST PARK	3,388.00
23/09/2021	82352	CHAYNE & KAT GEORGE	BITP REFUND	66.00
9/09/2021	81999	CHEKRITE ASIA PACIFIC PTY LTD	SOFTWARE SYSTEM AND PROFESSIONAL SERVICES	548.90
23/09/2021	82311	CHLOE ABLA STUDIOS	ART SALES	35.00
23/09/2021	82200	CHRIS SHEEDY PANEL & PAINT	PANEL REPAIRS & REPLACEMENT	951.42
23/09/2021	82314	CHRISEA DESIGNS	ART SALES	199.50
23/09/2021	82248	CHRISTINE SEATORY	ART SALES	3.50
23/09/2021	82435	CHUBB FIRE SAFETY	FIRE EQUIPMENT SERVICES	2,644.95
23/09/2021	82460	CITY AND REGIONAL FUELS	FUEL SERVICES	2,891.58
9/09/2021	82115	CITY OF BUSSELTON	PAYROLL DEDUCTIONS REALLOCATION	5,203.58
23/09/2021	82162	CITY OF BUSSELTON	PAYROLL DEDUCTIONS REALLOCATION	5,218.58
9/09/2021	82110	CITY OF BUSSELTON CHRISTMAS CLUB	PAYROLL DEDUCTIONS	3,124.18
23/09/2021	82157	CITY OF BUSSELTON CHRISTMAS CLUB	PAYROLL DEDUCTIONS	2,924.18
9/09/2021	82111	CITY OF BUSSELTON STAFF LOTTO	STAFF LOTTO	198.00
23/09/2021	82158	CITY OF BUSSELTON STAFF LOTTO	STAFF LOTTO	198.00
9/09/2021	82117	CITY OF BUSSELTON SOCIAL CLUB	SOCIAL CLUB REIMBURSEMENT	240.00
23/09/2021	82164	CITY OF BUSSELTON SOCIAL CLUB	SOCIAL CLUB REIMBURSEMENT	240.00
9/09/2021	81939	CIVITEST PTY LTD SCOTTISH PACIFIC	SOIL COMPACTION TEST - GIFFORD RD	10,631.50



LISTING OF PAYMENTS MADE
UNDER DELEGATED AUTHORITY
FOR THE MONTH OF SEPTEMBER 2021

CHEQUE PAYMENTS		CHEQUE # 118922 - 118970	57,980.87	
ELECTRONIC TRANSFER PAYMENTS		EFT1889 - EFT82494	4,670,817.26	
TRUST ACCOUNT		TRUST ACCOUNT # 7572-7574	44,143.65	
PAYROLL PAYMENTS		01.09.21 - 30.09.21	1,574,735.06	
DIRECT DEBIT PAYMENTS		DD004591 - DD004628	22,172,679.24	
			28,520,356.08	
23/09/2021	82243	CIVITEST PTY LTD SCOTTISH PACIFIC	SOIL COMPACTION TEST	7,947.50
9/09/2021	82040	CID EQUIPMENT PTY LTD	PLANT PURCHASES / SERVICES / PARTS	279.28
23/09/2021	82377	CLAIRE KASTELAN	ART SALES	24.15
9/09/2021	82083	CLEANAWAY	WASTE MANAGEMENT SERVICES	97,719.07
15/09/2021	82148	CLEANAWAY	WASTE MANAGEMENT SERVICES	301,323.81
23/09/2021	82447	CLEANAWAY	WASTE MANAGEMENT SERVICES	54.05
23/09/2021	82407	CLEANAWAY OPERATIONS PTY LTD	MAINTENANCE PARTS WASHER	807.71
15/09/2021	82124	CLEANAWAY SOLID WASTE PTY LTD	WASTE DISPOSAL SERVICES	86,181.67
9/09/2021	81920	CLOUTZ EVENT HIRE	ENTERTAINMENT	440.00
23/09/2021	82454	COCA-COLA AMATIL	GLC KIOSK PURCHASES	793.32
9/09/2021	81922	COLES.COM.AU	COUNCIL & STAFF REFRESHMENTS	499.57
23/09/2021	82216	COLES.COM.AU	COUNCIL & STAFF REFRESHMENTS	1,172.53
23/09/2021	82168	COLIN CAMPBELL	ENGINEERING SERVICES	5,600.00
23/09/2021	82215	COLIN WOODFORD CARPENTRY & FINE FURNITUR	CARPENTRY SERVICES	13,475.00
23/09/2021	82254	COLLEAGUESNAGEL	STATIONERY PRINTING SERVICES	2,524.94
9/09/2021	82000	COME GRAZE SOUTHWEST	CATERING FOOD SERVICES	159.00
30/09/2021	82487	COME GRAZE SOUTHWEST	CATERING FOOD SERVICES	100.00
23/09/2021	82219	COMMERCIAL TURF SERVICES	LAWN MOWER MECHANICAL SERVICES	275.00
23/09/2021	82364	COMMUNICARE TUART HOUSE	BOND REFUND	300.00
23/09/2021	82317	COMMUNITY INFORMATION SUPPORT SERVICES L	COMMUNITY DIRECTORIES	10,407.32
23/09/2021	82277	COMPUTER WEST	INFORMATION TECHNOLOGY SUPPLIER	2,345.30
30/09/2021	82486	CORRIB SILVER BAY DEVELOPMENTS PTY LTD	REFUND OF BOND	41,560.00
30/09/2021	82480	CORSIGN WA PTY LTD	SIGNAGE AND TRAFFIC ACCESSORIES	528.00
9/09/2021	81959	CR K HICK	COUNCILLOR PAYMENT	4,893.41
30/09/2021	82481	CR K HICK	COUNCILLOR PAYMENT	277.06
9/09/2021	81958	CR L MILES	COUNCILLOR PAYMENT	2,987.72
30/09/2021	82478	CR R PAINE	COUNCILLOR PAYMENT	202.35
9/09/2021	81928	CR R PAINE	COUNCILLOR PAYMENT	2,987.72
9/09/2021	81984	CR J BARRETT-LENNARD	COUNCILLOR PAYMENT	2,987.72
9/09/2021	81931	CR P CARTER	COUNCILLOR PAYMENT	2,987.72
9/09/2021	81983	CR SUSAN HICCELLI	COUNCILLOR PAYMENT	2,987.72
23/09/2021	82379	CRAIG SMITH ARCHITECT	ARCHITECTURAL ADVICE	5,236.00
9/09/2021	81909	CRANFORD PLUMBING PTY LTD	PLUMBING SERVICES	14,290.30
23/09/2021	82196	CRANFORD PLUMBING PTY LTD	PLUMBING SERVICES	21,727.94
9/09/2021	82091	CROSS SECURITY SERVICES	SECURITY SERVICES	145.20
15/09/2021	82149	CROSS SECURITY SERVICES	SECURITY SERVICES	1,159.84
23/09/2021	82452	CROSS SECURITY SERVICES	SECURITY SERVICES	212.85
23/09/2021	82307	CS LEGAL - CLOISTERS SQUARE	LEGAL RECOVERY ON RATING DEBTS	10,121.10
9/09/2021	82116	CSA OFFICIAL RECEIPTS ACCOUNT	SALARY DEDUCTIONS	741.30
23/09/2021	82163	CSA OFFICIAL RECEIPTS ACCOUNT	SALARY DEDUCTIONS	746.51
23/09/2021	82249	CTI SECURITY SYSTEMS PTY LTD	SECURITY SYSTEMS SUPPLY AND MONITORING	1,415.70
9/09/2021	81964	CURLY'S REMOVALS	FURNITURE TRANSPORT	70.00
23/09/2021	82369	CWA DUNSBOROUGH	SUNDRY PAYMENTS	458.00
23/09/2021	82214	CYNTHIA DIX	ART SALES	52.50
23/09/2021	82396	DA CHRISTIE PTY LTD	PARK FURNITURE SUPPLIER	9,770.09
9/09/2021	82005	DANIEL FRITCHELY	DRAFTING SERVICES	1,848.00
23/09/2021	82382	DANIEL FRITCHELY	DRAFTING SERVICES	3,696.00
23/09/2021	82226	DAVID GOODWIN	STAFF REIMBURSEMENT	215.50
23/09/2021	82434	DAVID MILDWATERS ELECTRICAL	MAINTENANCE SERVICES	8,881.14
9/09/2021	81963	DDLS AUSTRALIA PTY LTD	IT EDUCATION AND TRAINING	4,455.00
23/09/2021	82346	DENNIS FAIR	B/T/P REFUND	60.00
9/09/2021	81900	DEPARTMENT OF TRANSPORT	VEHICLE OWNERSHIP SEARCHES	155.80
15/09/2021	82132	DEVLYN CONSTRUCTIONS PTY LTD	CONSTRUCTION SERVICES - GLC	32,639.07
30/09/2021	82482	DISCOVER DEADLY	SNAKE SAFETY AWARENESS	1,320.00
9/09/2021	82004	DOOR HARDWARE SOLUTIONS	HARDWARE SUPPLIES	432.65
23/09/2021	82341	DOOR HARDWARE SOLUTIONS	HARDWARE SUPPLIES	152.02
23/09/2021	82272	DORSOGNA LIMITED	ICE CREAM AND SMALL GOODS	2,070.53
9/09/2021	81940	DOUTH CONTRACTING	PROPERTY & GARDEN MAINTENANCE	3,047.36
23/09/2021	82244	DOUTH CONTRACTING	PROPERTY & GARDEN MAINTENANCE	7,165.08
9/09/2021	81993	DOWN SOUTH SCAFFOLDING PTY LTD	SCAFFOLDING SUPPLY & INSTALLATION SERVICE	3,646.50
23/09/2021	82292	DR EDWARD GIFFORD	PERSONAL LEADERSHIP	385.00
23/09/2021	82185	DS SADDLETON	ART SALES	19.60
23/09/2021	82206	DUNSBOROUGH HARDWARE & HOME CENTRE	HARDWARE SERVICES	7.00
9/09/2021	81997	DWIN CRAFT CONSTRUCTION	FIBREGLASS REPAIRS	813.00
9/09/2021	81916	DYMOKS BUSSELTON	LIBRARY RESOURCES	2,092.18
23/09/2021	82210	DYMOKS BUSSELTON	LIBRARY RESOURCES	218.91
9/09/2021	81988	E & P CRONIN	COUNCILLOR PAYMENTS	2,987.72
23/09/2021	82363	E & R WITHAM	REFUND OF RATE OVERPAYMENT	1,041.34
9/09/2021	82077	EBSCO AUSTRALIA	MAGAZINE SUPPLIER	3,272.09
23/09/2021	82235	ECHO FIELD PTY LTD	BUSH FIRE INSPECTION WORKS/WEED CONTROL	20,136.38
9/09/2021	82001	EDEN SHEPHERD	STAFF REIMBURSEMENT	76.00
23/09/2021	82221	EF DAY & SN WILLIAMS	MAINTENANCE SERVICES	2,900.00
9/09/2021	81966	EIS CONTROL PTY LTD	ELECTRICAL SERVICES	187.00
23/09/2021	82282	EIS CONTROL PTY LTD	ELECTRICAL SERVICES	550.14
9/09/2021	81985	EJ & KM COX	COUNCILLOR PAYMENTS	2,987.72
23/09/2021	82252	ELAMOORE NATURAL SOAPS & COSMETICS PTY L	ART SALES	77.35
23/09/2021	82405	ELECTRICITY NETWORKS CORPORATION	ELECTRICAL SERVICES	419.27
23/09/2021	82381	ELEMENT ADVISORY PTY LTD	HERITAGE ADVICORY SERVICES	90.75
9/09/2021	82080	ELITE POOL COVERS PTY LTD	POOL SERVICES	481.00
23/09/2021	82166	ELLIOTT'S IRRIGATION PTY LTD	IRRIGATION SERVICES	2,046.00
23/09/2021	82375	ELZA FOUJHE ARTIST	ART SALES	49.00
23/09/2021	82239	EMMA HEYS	STAFF REIMBURSEMENT	196.00
9/09/2021	81906	ENVIRONEX INTERNATIONAL PTY LTD	POOL CHEMICALS FOR GLC	3,032.19
23/09/2021	82191	ENVIRONEX INTERNATIONAL PTY LTD	POOL CHEMICALS FOR GLC	1,706.87
9/09/2021	82018	ERIN SMITH	BOND REFUND	100.00
23/09/2021	82288	ESPLANADE HOTEL	ACCOMMODATION	200.00
23/09/2021	82202	EVERGREEN HOLDINGS PTY LTD	INDUSTRIAL SUPPLIES	142.05
9/09/2021	81994	FAIRTEL PTY LTD	TELECOMMUNICATION SERVICES	166.00
23/09/2021	82289	FASSOM PTY LTD	STATIONERY AND OFFICE SUPPLIES	264.34
9/09/2021	81991	FAT RED BIRD DESIGNS	GRAPHIC DESIGN	320.00
23/09/2021	82355	FIONA A SHERINGTON	REFUND OF RATE OVERPAYMENT	571.09
23/09/2021	82356	FIONA A SHERINGTON	REFUND OF RATE OVERPAYMENT	564.56
23/09/2021	82358	FIONA A SHERINGTON	REFUND OF RATE OVERPAYMENT	398.62
9/09/2021	81962	FIRE AND SAFETY AUSTRALIA	TRAINING AND SAFETY EQUIPMENT	4,400.00
9/09/2021	81895	FIRE AND SAFETY WA	FIRE EQUIPMENT SUPPLIER	5,334.56
9/09/2021	81954	FRESH AS	REFRESHMENTS	52.55
23/09/2021	82267	FRESH AS	REFRESHMENTS	725.00
9/09/2021	81897	FULTON HOGAN INDUSTRIES PTY LTD	MAINTENANCE SERVICES	2,226.40



LISTING OF PAYMENTS MADE
UNDER DELEGATED AUTHORITY
FOR THE MONTH OF SEPTEMBER 2021

CHEQUE PAYMENTS		CHEQUE # 118922 - 118970	57,980.87	
ELECTRONIC TRANSFER PAYMENTS		ET781893 - ET782494	4,670,817.26	
TRUST ACCOUNT		TRUST ACCOUNT # 7572- 7574	44,143.65	
PAYROLL PAYMENTS		01.09.21 - 30.09.21	1,574,735.06	
DIRECT DEBIT PAYMENTS		DD004591 - DD004628	22,172,679.24	
			28,520,356.08	
23/09/2021	82176	FULTON HOGAN INDUSTRIES PTY LTD	MAINTENANCE SERVICES	7,093.35
9/09/2021	82041	GEMI PTY LTD	MAINTENANCE SERVICES	2,798.40
9/09/2021	81968	GENEVIEVE MORRISSEY	PSYCHO-EDUCATIONAL WORKSHOP	250.00
9/09/2021	81949	GEOBOX PTY LTD	VEHICLE CAMERAS	1,729.20
23/09/2021	82258	GEOBOX PTY LTD	VEHICLE CAMERAS	346.50
23/09/2021	82331	GEOGRAFIA PTY LTD	SPENDMAPP SUBSCRIPTION	19,250.00
9/09/2021	82094	GEOGRAPHE CAMPING AND TACKLE WORLD	OUTDOOR EQUIPMENT SUPPLIER	269.95
30/09/2021	82490	GEOGRAPHE PETROLEUM	FUEL SERVICES	17,579.97
9/09/2021	82096	GEOGRAPHE SAWS AND MOWERS	PLANT PURCHASES / SERVICES / PARTS	8,993.00
23/09/2021	82458	GEOGRAPHE SAWS AND MOWERS	PLANT PURCHASES / SERVICES / PARTS	1,399.00
9/09/2021	82042	GEOGRAPHE TIMBER & HARDWARE	HARDWARE SUPPLIES	131.15
23/09/2021	82399	GEOGRAPHE TIMBER & HARDWARE	HARDWARE SUPPLIES	601.75
9/09/2021	81941	GEOGRAPHE UNDERGROUND SERVICES	UNDERGROUND SERVICES	2,722.50
23/09/2021	82345	GEOGRAPHE UNDERGROUND SERVICES	UNDERGROUND SERVICES	1,452.00
9/09/2021	82011	GH & JH HUMPHRIES	BT/P REFUND	46.00
23/09/2021	82188	GOLDCORP AUSTRALIA	CITIZENSHIP COINS	209.00
23/09/2021	82199	GRACE RECORDS MANAGEMENT (AUSTRALIA) PTY	STORAGE SERVICES	487.06
9/09/2021	81894	GRANT HENLEY	COUNCILLOR PAYMENT	11,955.73
9/09/2021	82095	GRASSIAS TURF MANAGEMENT	CRICKET PITCH MANAGEMENT SERVICES	3,900.00
23/09/2021	82274	GREG HAREWOOD	ZOOLOGICAL SERVICES	1,155.00
23/09/2021	82398	GROCKOCK GLASS	GLASS WORK SERVICES	1,339.35
9/09/2021	82099	GUMPTION PTY LTD	ADVERTISING SERVICES	1,422.00
23/09/2021	82463	GUMPTION PTY LTD	ADVERTISING SERVICES	870.00
17/09/2021	82153	H BULLIMORE & A BRICE	STAFF REIMBURSEMENT	61.56
9/09/2021	82047	HANSON CONSTRUCTION MATERIALS PTY LTD	CONCRETE SERVICES	10,068.52
23/09/2021	82403	HANSON CONSTRUCTION MATERIALS PTY LTD	CONCRETE SERVICES	3,099.14
1/10/2021	82494	HAYLEY OVERTON	STAFF REIMBURSEMENT	191.11
23/09/2021	82211	HEALTHSCOPE MEDICAL CENTRES	MEDICAL SERVICES	159.50
15/09/2021	82133	HELEN JUPP	REFUND OF RATE OVERPAYMENT	530.31
9/09/2021	82030	HERSEY'S SAFETY PTY LTD	TIMBER AND HARDWARE	215.60
23/09/2021	82306	HIFX LIMITED CLIENT SECURITY TRUST ACC	ELECTRONIC VISITOR MANAGEMENT SYSTEM	70.00
9/09/2021	82107	HIP POCKET WORKWEAR	UNIFORMS & PROTECTIVE CLOTHING	500.37
23/09/2021	82471	HIP POCKET WORKWEAR	UNIFORMS & PROTECTIVE CLOTHING	1,421.90
23/09/2021	82227	HOCKING PLANNING & ARCHITECTURE PTY LTD	HERITAGE ADVISORY SERVICE	5,299.80
23/09/2021	82404	HOLCIM	CONCRETE SERVICES	594.22
9/09/2021	82003	HOWSON MANAGEMENT	ENGINEERING PROJECT MANAGEMENT	940.50
23/09/2021	82340	HOWSON MANAGEMENT	ENGINEERING PROJECT MANAGEMENT	3,135.00
23/09/2021	82203	ICMI SPEAKERS & ENTERTAINERS	ACCOMMODATION - I PACE STAFF CONFERENCE	814.00
23/09/2021	82296	ILLION AUSTRALIA PTY LTD	TENDER ADVERTISING AND MANAGEMENT	204.87
9/09/2021	81943	INNERSPACE COMMERCIAL INTERIORS	OFFICE FURNITURE	1,384.90
23/09/2021	82389	INTEGRITY MANAGEMENT SOLUTIONS PTY LTD	COMPLIANCE SYSTEM	15,290.00
23/09/2021	82448	IRRIGATION AUSTRALIA LIMITED	MEMBERSHIP	714.00
23/09/2021	82318	JAMES BENNETT	SPECIALIST LIBRARY RESOURCES	3,315.20
23/09/2021	82347	JAMIE LAVAL	BT/P REFUND	60.00
23/09/2021	82171	JANE FLOWER	ART SALES	52.50
30/09/2021	82485	JANE SPURGEON	STAFF REIMBURSEMENT	62.50
23/09/2021	82251	JENNIFER BROWN	ART SALES	44.40
9/09/2021	81917	JIMS FIRST	HARDWARE SUPPLIES	475.80
9/09/2021	82012	JOHN HENDRIKS	BT/P REFUND	156.00
23/09/2021	82357	JOHN W SHERINGTON	REFUND OF RATE OVERPAYMENT	672.90
23/09/2021	82380	JOSH AND ANNA FOLEY	CARPENTRY AND BUILDING MAINTENANCE	3,939.78
23/09/2021	82372	JOSH RICHE	SUNDRY PAYMENTS	150.00
23/09/2021	82359	JUDITH C SNELL	REFUND OF RATE OVERPAYMENT	511.25
23/09/2021	82443	JUDY KING	REFUND OF RATE OVERPAYMENT	276.30
23/09/2021	82313	JULIE GUTHRIDGE	ART SALES	7.70
23/09/2021	82360	JWV STEVENS & ICW PEARSON	REFUND OF RATE OVERPAYMENT	2,014.42
23/09/2021	82366	KANGATRANING	BOND REFUND	300.00
9/09/2021	81992	KARL D CLIVELY	IRRIGATION AND PROJECT MANAGEMENT	770.00
9/09/2021	82010	KATE VANDERMOST	BT/P REFUND	46.00
9/09/2021	81944	KATHERINE M GARNETT	WELLNESS PROGRAM	2,800.00
9/09/2021	81998	KATHLEEN NEELING	ART SALES	64.00
23/09/2021	82334	KAY MANOLAS	ART SALES	32.00
23/09/2021	82400	KD POWER	MAINTENANCE SERVICES	247.50
23/09/2021	82401	KEEP AUSTRALIA BEAUTIFUL COUNCIL	ROADSIDE LITTER BAGS	200.00
23/09/2021	82123	KELLY'S AUDIO VISUAL SERVICES	ELECTRONIC SERVICES	627.00
9/09/2021	81950	KIM BUTTFIELD	SPORT AND RECREATION CONSULTANCY	10,406.00
23/09/2021	82259	KIM BUTTFIELD	SPORT AND RECREATION CONSULTANCY	2,420.00
9/09/2021	81953	KITCHEN TAKEOVERS	CATERING	1,206.00
15/09/2021	82125	KITCHEN TAKEOVERS	CATERING	434.50
23/09/2021	82264	KITCHEN TAKEOVERS	CATERING	780.00
23/09/2021	82284	KMART BUSSELTON	RETAIL HOME WARES	512.75
23/09/2021	82256	KMJ FENCING	FENCING SERVICES	528.00
9/09/2021	82081	KN & JB ANDERSON	ART SALES	63.00
23/09/2021	82305	KOMATSU AUSTRALIA	VEHICLE PURCHASE AND PARTS	246.91
9/09/2021	81942	KRISTOPHER N DAVIS	STAFF REIMBURSEMENT	95.00
15/09/2021	82123	KRISTOPHER N DAVIS	STAFF REIMBURSEMENT	95.00
9/09/2021	81899	KW AND DA COLLETT	ART SALES	10.50
23/09/2021	82371	KYLE HANCEY	SUNDRY PAYMENTS	150.00
9/09/2021	82051	LANDGATE (VALUER GENERAL'S OFFICE)	LAND VALUATIONS	650.44
23/09/2021	82408	LANDGATE (VALUER GENERAL'S OFFICE)	LAND VALUATIONS	4,998.95
30/09/2021	82492	LANDGATE (VALUER GENERAL'S OFFICE)	LAND VALUATIONS	3,800.78
30/09/2021	82489	LANDGATE CUSTOMER ACCOUNT	LAND INFORMATION AND TITLE SEARCHES	5,474.30
9/09/2021	81901	LANDSAVE ORGANICS	LANDSCAPING SERVICE	1,100.00
23/09/2021	82181	LANDSAVE ORGANICS	LANDSCAPING SERVICE	7,920.00
9/09/2021	82007	LAUREN BRITTON	BT/P REFUND	50.00
23/09/2021	82382	LAWRENCE & HANSON	ELECTRICAL/PROTECTIVE CLOTHING SUPPLIES	3,189.26
23/09/2021	82466	LE & OG ISBEL	ART SALES	147.20
9/09/2021	81896	LEEUEWIN CIVIL PTY LTD	HIRE EQUIPMENT SERVICES	13,887.70
23/09/2021	82174	LEEUEWIN CIVIL PTY LTD	HIRE EQUIPMENT SERVICES - DUNSBOROUGH SPORTS PRECINCT	149,903.36
30/09/2021	82475	LEEUEWIN CIVIL PTY LTD	HIRE EQUIPMENT SERVICES	1,113.75
23/09/2021	82456	LEEUEWIN TRANSPORT	COURIER SERVICES	1,745.06
9/09/2021	82063	LEISURE INSTITUTE OF WA AQUATICS INC	TRAINING SERVICES	132.00
23/09/2021	82385	LIAM JACKSON	EQUIPMENT HIRE	3,860.00
9/09/2021	81971	LIFE READY PHYSIO & PILATES BUSSELTON	MUSCULOKELETAL FUNCTIONAL CAPACITY	162.00
23/09/2021	82300	LIFE READY PHYSIO & PILATES BUSSELTON	MUSCULOKELETAL FUNCTIONAL CAPACITY	148.50
15/09/2021	82147	LINCOLN HIGGINS	WELDING SERVICES	275.00
9/09/2021	82026	LISA STEVENS	ART CLASSES	180.00
9/09/2021	81976	LIVING MADLY PTY LTD	BAKERY CATERING	334.50



LISTING OF PAYMENTS MADE
UNDER DELEGATED AUTHORITY
FOR THE MONTH OF SEPTEMBER 2021

CHEQUE PAYMENTS		CHEQUE # 118922 - 118970	57,980.87	
ELECTRONIC TRANSFER PAYMENTS		EFT81893 - EFT82494	4,670,817.26	
TRUST ACCOUNT		TRUST ACCOUNT # 7572 - 7574	44,143.65	
PAYROLL PAYMENTS		01.09.21 - 30.09.21	1,574,735.06	
DIRECT DEBIT PAYMENTS		DD004591 - DD004628	22,272,679.24	
			28,520,356.08	
23/09/2021	82474	LOCAL GOVERNMENT PROFESSIONALS AUSTRALIA	TRAINING SERVICES	530.00
15/09/2021	82139	LOCAL HEALTH AUTHORITY ANALYTICAL COM	HEALTH SERVICES	10,219.76
23/09/2021	82323	LOCK AROUND THE CLOCK	SECURITY SERVICES	923.70
23/09/2021	82224	LOTEX FILTER CLEANING SERVICE	PLANT FILTER CLEANING SERVICE	334.30
23/09/2021	82261	LSGC ENTERPRISES	REPAIRS TO RPM BIKE	2,049.35
9/09/2021	82014	LUCY POWELL	B/T/P REFUND	117.00
9/09/2021	82044	MACDONALD JOHNSTON PTY LTD	ENGINEERING - PLANT SPARES & SERVICING	7,173.09
9/09/2021	82103	MAIA FINANCIAL	LEASING PAYMENTS	22,775.45
23/09/2021	82467	MAIA FINANCIAL	LEASING PAYMENTS	93,296.95
9/09/2021	82058	MAJOR MOTORS PTY LTD	PLANT PURCHASES / SERVICES / PARTS	756.83
23/09/2021	82417	MAJOR MOTORS PTY LTD	PLANT PURCHASES / SERVICES / PARTS	1,768.91
9/09/2021	82025	MAKO SERVICES	PALLET TROLLEY	434.50
9/09/2021	82043	MALATESTA ROAD PAVING	ROAD HOTMIX / PAVING SERVICES	575.82
15/09/2021	82140	MALATESTA ROAD PAVING	ROAD HOTMIX / PAVING SERVICES	5,387.80
9/09/2021	82082	MALCOLM THOMPSON PUMPS	PUMP SERVICES	554.40
23/09/2021	82465	MARAGLAD HOLDINGS PTY LTD	FIRE CONTROL SERVICES	880.00
23/09/2021	82217	MARGARET RIVER BUSSELTON TOURISM ASSOCIA	ADVERTISING	2,407.60
23/09/2021	82198	MARGARET RIVER FENCING	MAINTENANCE SERVICES	462.44
9/09/2021	81925	MARKETFORCE PTY LTD	ADVERTISING SERVICES	3,160.53
23/09/2021	82222	MARKETFORCE PTY LTD	ADVERTISING SERVICES	440.00
19/09/2021	82016	MARY THORNE	B/T/P REFUND	165.00
23/09/2021	82345	MARY THORNE	B/T/P REFUND	165.00
9/09/2021	82102	MCGREGOR WJ & J	MANAGEMENT BUSSELTON JETTY TOURIST PARK	44,333.56
23/09/2021	82190	MCLEODS BARRISTERS & SOLICITORS	LEGAL SERVICES	2,668.05
9/09/2021	81982	MDM ENTERTAINMENT PTY LTD	DVD AND CD SUPPLY TO LIBRARY	2,157.23
23/09/2021	82319	MDM ENTERTAINMENT PTY LTD	DVD AND CD SUPPLY TO LIBRARY	409.39
23/09/2021	82393	MR RAINEY T/AS PK COURIERS	COURIER SERVICES	376.20
23/09/2021	82315	MECHANICAL PROJECT SERVICES	AIRCONDITIONING & REFRIGERATION SERVICES	10,675.82
23/09/2021	82439	METRO COUNT	BATTERY SUPPLIER	4,950.00
23/09/2021	82436	MINTER ELLISON	LEGAL SERVICES	586.19
23/09/2021	82209	MIRACLE RECREATION EQUIPMENT	RECREATION EQUIPMENT SUPPLIER	1,677.50
9/09/2021	82104	MJB INDUSTRIES	DRAINAGE SUPPLIES	1,760.22
23/09/2021	82241	MOORE STEPHENS WA PTY LTD	RATE COMPARISON REPORT	253.00
23/09/2021	82193	MP & M EVERUS	STAFF REIMBURSEMENT	69.95
9/09/2021	81965	MR STEPHEN J HERON	AUTHORS VISIT	75.78
23/09/2021	82333	MULTISPARES LTD	VEHICLE PARTS	2,979.79
23/09/2021	82204	NALDA HOSKINS DESIGN	ART SALES	96.00
23/09/2021	82263	NANCHELL ENTERPRISES PTY LTD	GIFTS - 5 X VOUCHERS	250.00
9/09/2021	82017	NATHAN MCKAY	B/T/P REFUND	50.00
23/09/2021	82325	NATURAL EDGE FRAMING & PHOTOGRAPHY	ART SALES	134.05
23/09/2021	82286	NATURALISTE TURF	TURF MAINTENANCE SERVICES	9,341.29
23/09/2021	82348	NELE COELHO	B/T/P REFUND	144.00
9/09/2021	82013	NEVIN CHILDS	B/T/P REFUND	100.00
9/09/2021	81970	NEW IMAGE LANDSCAPING AND MAINTENANCE	LANDSCAPE MAINTENANCE	132.00
23/09/2021	82299	NEW IMAGE LANDSCAPING AND MAINTENANCE	LANDSCAPE MAINTENANCE	764.00
9/09/2021	82006	NEWGROUND DESIGN SERVICES PTY LTD	DESIGN SERVICES	330.00
9/09/2021	82045	NICHOLLS MACHINERY	PLANT PURCHASES / SERVICES / PARTS	421.13
23/09/2021	82402	NICHOLLS MACHINERY	PLANT PURCHASES / SERVICES / PARTS	73.91
23/09/2021	82354	NICOLE LEADER	B/T/P REFUND	93.00
30/09/2021	82483	NIGHTLIFE MUSIC PTY LTD	MUSIC AND VIDEO SUBSCRIPTION SERVICES	413.92
23/09/2021	82180	NL & KE SEARLE	STAFF REIMBURSEMENT	90.00
23/09/2021	82207	NSCO CONSULTING	CONSULTANCY AND TRAINING	1,049.95
23/09/2021	82446	NUMERO PTY LTS	VEHICLE RENTAL SERVICES	1,998.07
9/09/2021	82090	NVMS (NOISE & VIBRATION SYSTEMS) P/L	NOISE LEVEL ANALYSER SUPPLIER	1,265.00
15/09/2021	82122	OCEAN AIR CARPET CARE	CLEANING SERVICES	99.00
23/09/2021	82229	OCEAN AIR CARPET CARE	CLEANING SERVICES	34,014.20
23/09/2021	82322	OCR HOLDINGS PTY LTD	LIQUID WASTE REMOVAL	11,897.38
23/09/2021	82376	ODILE M M BELL	ART SALES	27.30
23/09/2021	82247	OFFICE OF THE NATIONAL RAIL SAFETY REGULATOR	ANNUAL FEES	155.00
9/09/2021	81957	OFFICEWORKS	OFFICE EQUIPMENT SERVICES	3,406.94
23/09/2021	82271	OFFICEWORKS	OFFICE EQUIPMENT SERVICES	1,351.26
9/09/2021	81924	OLDSWEN FAMILY TRUST	CATERING	1,004.00
23/09/2021	82220	OLDSWEN FAMILY TRUST	CATERING	2,877.20
9/09/2021	82106	ONEMUSIC AUSTRALIA	MUSIC LICENSES	13,962.61
9/09/2021	81960	OPRA AUSTRALIA PTY LTD	PSYCHOMETRIC ASSESSMENT SERVICES	1,441.00
23/09/2021	82273	OPRA AUSTRALIA PTY LTD	PSYCHOMETRIC ASSESSMENT SERVICES	726.00
9/09/2021	81913	OPTUS BILLING SERVICES PTY LTD	FIXED INTERNET ACCESS	2,500.00
15/09/2021	82119	OPTUS BILLING SERVICES PTY LTD	FIXED INTERNET ACCESS	582.20
23/09/2021	82201	PANCAKE DESIGNS RESIN	ART SALES	21.00
9/09/2021	82029	PARISH OF BUSSELTON BAY LIFE OP SHOP	SALE OF RAG BAGS	300.00
17/09/2021	82154	PAUL BREMAN	STAFF REIMBURSEMENT	1,284.00
9/09/2021	82009	PAUL GILES	B/T/P REFUND	60.00
15/09/2021	82131	PAUL SHERIDAN	STAFF REIMBURSEMENT	67.09
9/09/2021	82052	PENDREY AGENCIES P/L	CHEMICAL/RURAL SUPPLIES	2,723.61
23/09/2021	82409	PENDREY AGENCIES P/L	CHEMICAL/RURAL SUPPLIES	2,297.90
23/09/2021	82276	PERON NATURALISTE PARTNERSHIP	ANNUAL MEMBERSHIP FEE	31,118.82
23/09/2021	82387	PETER EVANS	ART SALES	84.00
23/09/2021	82353	PETER LIEBICH	B/T/P REFUND	60.00
23/09/2021	82457	PETTITT NOMINEES PTY LTD	MAINTENANCE SERVICES	379.50
23/09/2021	82472	PFD FOOD SERVICES PTY LTD	GLC KIOSK PURCHASES	600.20
23/09/2021	82173	PHIL HOLLETT PHOTOGRAPHY	ART SALES	17.85
23/09/2021	82177	PHOENIX FOUNDRY PTY LTD	MEMORIAL PLAQUES SUPPLIER	1,531.20
23/09/2021	82387	PINDAN OCEAN PTY LTD	FRUIT AND VEGETABLE SUPPLIER	1,139.98
9/09/2021	81972	POWER MEDICAL CENTRE	PRE EMPLOYMENT MEDICAL	319.00
23/09/2021	82301	POWER MEDICAL CENTRE	PRE EMPLOYMENT MEDICAL	478.50
23/09/2021	82287	PRACSYS	COMMERCIAL ASSESSMENT	6,611.00
9/09/2021	82057	PRESTIGE PRODUCTS	HOSPITALITY EQUIPMENT SUPPLIER	3,338.11
23/09/2021	82416	PRESTIGE PRODUCTS	HOSPITALITY EQUIPMENT SUPPLIER	4,658.48
9/09/2021	81956	PRIME MEDIA GROUP	ADVERTISING SERVICES	2,906.20
9/09/2021	81989	PROFESSIONAL CABLING SERVICES	CABLING SERVICES	341.00
23/09/2021	82324	PROFESSIONAL CABLING SERVICES	CABLING SERVICES	3,091.00
23/09/2021	82412	PRO-LINE KERBING	KERBING SERVICES	2,727.67
23/09/2021	82328	PUBLIK	DESIGN SERVICES	2,395.80
9/09/2021	81935	PVR INDUSTRIAL PTY LTD	INDUSTRIAL PUMP REPAIRS	3,443.00
9/09/2021	82036	QUBE BUSSELTON DEVELOPMENT PTY LTD	RETURN OF BOND	5,919.00
23/09/2021	82170	QUEST SOFTWARE INTERNATIONAL LIMITED	COMPUTER SOFTWARE SUPPLIER	4,882.82
9/09/2021	82034	QUEST SPECIALIST PHYSIOTHERAPY	SPECIALIST PHYSIOTHERAPY SERVICES	1,253.95
9/09/2021	82024	R/I TECHNOLOGY	COMPUTER PRODUCTS	4,782.98



LISTING OF PAYMENTS MADE
UNDER DELEGATED AUTHORITY
FOR THE MONTH OF SEPTEMBER 2021

CHEQUE PAYMENTS	CHEQUE # 118922 - 118970	57,980.87
ELECTRONIC TRANSFER PAYMENTS	EFT81893 - EFT82494	4,670,817.26
TRUST ACCOUNT	TRUST ACCOUNT # 7572- 7574	44,143.65
PAYROLL PAYMENTS	01.09.21 - 30.09.21	1,574,735.06
DIRECT DEBIT PAYMENTS	DD004591 - DD004628	22,172,679.24
		28,520,356.08

23/09/2021	82228	RALPH SOHNS	YOUTH PROGRAM SERVICES	254.15
23/09/2021	82295	REGIONAL CAPITALS AUSTRALIA	MEMBERSHIP	9,350.00
23/09/2021	82390	REID HENDERSON DESIGN	BUILDING DESIGN AND DRAFTING	525.00
9/09/2021	82060	REPCO AUTO PARTS	PLANT PURCHASES / SERVICES / PARTS	50.30
23/09/2021	82419	REPCO AUTO PARTS	PLANT PURCHASES / SERVICES / PARTS	56.32
9/09/2021	82105	REPEAT PLASTICS (WA)	PLASTIC PRODUCT SUPPLIER	4,056.40
9/09/2021	82087	RICOH BUSINESS CENTRE	OFFICE EQUIPMENT SERVICES - PHOTOCOPIING	781.35
9/09/2021	82101	RMS (AUSTP/L)	SOFTWARE SERVICES	186.07
23/09/2021	82464	RMS (AUSTP/L)	SOFTWARE SERVICES	4,620.00
9/09/2021	82022	ROBERT JOHNSON	SUNDRY PAYMENTS	30.00
9/09/2021	82021	ROBERT PONTAGUE	SUNDRY PAYMENTS	77.50
23/09/2021	82373	ROBERT ROEHLER	SUNDRY PAYMENTS	207.36
23/09/2021	82189	ROCHELLE FREDERICKS	STAFF REIMBURSEMENT	56.10
23/09/2021	82444	ROCKWATER PTY LTD	HYDROGEOLOGICAL CONSULTANTS	8,387.50
9/09/2021	81987	ROCKY RIDGE BREWING CO	BEVERAGES	198.00
9/09/2021	82055	RODS AUTO ELECTRICS	AUTO ELECTRICAL SERVICES	373.88
23/09/2021	82414	RODS AUTO ELECTRICS	AUTO ELECTRICAL SERVICES	109.49
23/09/2021	82310	ROOF ACCESS WA	ROOF ACCESS PROVIDERS	9,718.50
9/09/2021	82020	ROWENA IRVINE	BOND REFUND	500.00
9/09/2021	82046	ROYAL LIFE SAVING SOCIETY - AUSTRALIA	TRAINING SERVICES	308.00
23/09/2021	82335	S & S WALKER	ART SALES	4.00
9/09/2021	82015	S HARTLEY & A SHELL-IONES	BT/P REFUND	50.00
23/09/2021	82459	SAFE & SURE SECURITY PTY LTD	SECURITY SERVICES - ALARM OCCURANCE	1,287.00
9/09/2021	82097	SANPOINT PTY LTD	LANDSCAPING SERVICES	9,499.41
15/09/2021	82151	SANPOINT PTY LTD	LANDSCAPING SERVICES	9,704.95
23/09/2021	82461	SANPOINT PTY LTD	LANDSCAPING SERVICES	16,110.04
9/09/2021	81930	SCHROEDER AUSTRALIA PTY LTD	OUTDOOR LIGHTING	5,949.57
30/09/2021	82479	SCHROEDER AUSTRALIA PTY LTD	OUTDOOR LIGHTING - BUSSELTON FORESHORE	18,687.44
9/09/2021	81908	SCOPE BUSINESS IMAGING	ELECTRONIC EQUIPMENT	330.00
23/09/2021	82192	SCOPE BUSINESS IMAGING	ELECTRONIC EQUIPMENT	392.26
9/09/2021	81975	SCOTTISH PACIFIC BUSINESS FINANCE,;CB TR	TRAFFIC MANAGEMENT SERVICES	7,825.89
15/09/2021	82127	SCOTTISH PACIFIC BUSINESS FINANCE,;CB TR	TRAFFIC MANAGEMENT SERVICES	12,257.62
23/09/2021	82304	SCOTTISH PACIFIC BUSINESS FINANCE,;CB TR	TRAFFIC MANAGEMENT SERVICES	8,369.80
23/09/2021	82257	SECURIS	SECURITY SYSTEMS SUPPLY AND MONITORING	237.74
23/09/2021	82208	SERVICES AUSTRALIA OFFICAL DEPARTMENT R	CHARGES FOR CENTREPAY FACILITY	137.61
23/09/2021	82350	SHANTELL REELEY	BT/P REFUND	188.00
23/09/2021	82391	SHERINGTON INVESTMENTS PTY LTD	REFUND OF RATE OVERPAYMENT	4,242.32
23/09/2021	82470	SHORE COASTAL	COASTAL CONSULTANCY SERVICES	11,451.00
23/09/2021	82179	SHOREWATER MARINE PTY LTD	MARINE ASSET MAINTENANACE	951.50
9/09/2021	81981	SIESTA TIME WA PTY LTD TRADING AS CAPE C	REFRESHMENTS	2,618.72
9/09/2021	82075	SIGMA CHEMICALS	CHEMICAL SUPPLIER	235.40
9/09/2021	82079	SIGNSMITHS	SIGNAGE SERVICES	176.00
9/09/2021	81986	SKIDATA AUSTRALASIA PTY LTD	CARPARK EQUIPMENT	3,182.30
9/09/2021	82109	SMARTSALARY PTY LTD	SALARY PACKAGING SERVICE	18,459.84
23/09/2021	82156	SMARTSALARY PTY LTD	SALARY PACKAGING SERVICE	17,491.48
23/09/2021	82442	SOILS AINT SOILS	NURSERY SUPPLIES	54.00
9/09/2021	81996	SOS OFFICE EQUIPMENT	OFFICE EQUIPMENT SERVICES	1,650.00
23/09/2021	82338	SOUTH WEST CONCRETE CUTTING & DRILLING	CONCRETE CUTTING AND DRILLING SVICES	990.00
23/09/2021	82449	SOUTH WEST CYCLES	CYCLE SUPPLIER	110.00
23/09/2021	82386	SOUTH WEST EVENT STUDIO	OUTDOOR HEATERS	445.50
23/09/2021	82309	SOUTH WEST GAS	GAS SUPPLY	78.00
9/09/2021	82049	SOUTH WEST MACHINING CENTRE	PLANT MAINTENANCE SERVICES	1,149.67
23/09/2021	82406	SOUTH WEST MACHINING CENTRE	PLANT MAINTENANCE SERVICES	1,033.00
9/09/2021	81974	SOUTH WEST OFFICE NATIONAL	STATIONERY	4,327.10
23/09/2021	82303	SOUTH WEST OFFICE NATIONAL	STATIONERY	1,213.08
9/09/2021	82048	SOUTH WEST STEEL PRODUCTS	STEEL PRODUCTS SUPPLIER	110.95
23/09/2021	82441	SOUTHERN MACHINING & MAINTENANCE	PLANT MAINTENANCE SERVICES	1,111.00
9/09/2021	81929	SOUTHWEST OUTDOOR POWER	PLANT PURCHASES / SERVICES / PARTS	48.20
23/09/2021	82331	SOUTHWEST OUTDOOR POWER	PLANT PURCHASES / SERVICES / PARTS	131.55
9/09/2021	82073	SOUTHWEST TYRE SERVICE	PLANT TYRE SUPPLIER / REPAIRER	2,622.10
23/09/2021	82433	SOUTHWEST TYRE SERVICE	PLANT TYRE SUPPLIER / REPAIRER	3,773.35
23/09/2021	82265	SPICE ODYSSEY	CATERING	384.00
9/09/2021	81926	SPORTFIRST BUSSELTON	SPORTING PRODUCTS	1,943.70
23/09/2021	82285	SPORTSPOWER	SPORT EQUIPMENT SUPPLIER	500.00
9/09/2021	82089	SPORTSWORLD OF WA	SPORT EQUIPMENT SUPPLIER	1,458.60
9/09/2021	81919	SPYKER TECHNOLOGIES PTY LTD	CCTV PRODUCTS AND SERVICES	12,175.45
23/09/2021	82183	ST JOHN AMBULANCE	TRAINING SERVICES	2,982.32
9/09/2021	82035	STATEWIDE DOORS	MAINTENANCE SERVICES	1,300.00
23/09/2021	82392	STEWART & HEATON CLOTHING	PROTECTIVE CLOTHING SUPPLIER	391.34
9/09/2021	82108	STOCKER PRESTON RESIDENTIAL	8256 -RENT - A NOTTLE	1,050.00
23/09/2021	82155	STOCKER PRESTON RESIDENTIAL	8256 -RENT - A NOTTLE	1,050.00
23/09/2021	82172	SUBSURFACE WATER MANAGEMENT	SUBSURFACE WATER MANAGEMENT - DUNSBOROUGH SPORTS PRECINCT	83,600.00
9/09/2021	82118	SUPERCHOICE	SUPERANNUATION	170,717.98
23/09/2021	82165	SUPERCHOICE	SUPERANNUATION	178,633.77
9/09/2021	81951	SUPPER ROAD	CATERING	3,025.00
9/09/2021	82093	SURVCON P/L	SURVEY SERVICES	3,685.00
23/09/2021	82455	SURVCON P/L	SURVEY SERVICES	1,826.00
23/09/2021	82327	SURVEYTECH TRAFFIC SURVEYS PTY LTD	TRAFFIC SURVEYS	275.00
9/09/2021	82056	SW PRECISION PRINT	PRINTING SERVICES	532.00
23/09/2021	82415	SW PRECISION PRINT	PRINTING SERVICES	352.00
23/09/2021	82281	SWEET & UNIQUE (WA) PTY LTD T/AS LUV A LOLLY	CONFECTIONERY	200.75
9/09/2021	81977	SYNERGY	ELECTRICITY SUPPLIES	90,668.73
17/09/2021	82152	SYNERGY	ELECTRICITY SUPPLIES	12,897.08
30/09/2021	82484	SYNERGY	ELECTRICITY SUPPLIES	5,112.54
15/09/2021	82120	TAJIB HOUSE	WELLNESS PROGRAM	250.00
9/09/2021	82086	TANGENT NOMINEES	AIRPORT NOISE AMELIORATION	49,836.00
9/09/2021	82037	TEAM MEDICAL SUPPLIES	MEDICAL SUPPLIES	642.40
9/09/2021	82050	TELSTRA CORPORATION	COMMUNICATION SERVICES	8,874.89
30/09/2021	82491	TELSTRA CORPORATION	COMMUNICATION SERVICES	4,965.57
9/09/2021	81952	TENDERLINK.COM	TENDER ADVERTISING	177.10
23/09/2021	82260	TENDERLINK.COM	TENDER ADVERTISING	235.40
23/09/2021	82351	TESSA CAPORALE	BT/P REFUND	144.00
9/09/2021	82031	THE EXPERIENCE LAB PTY LTD	CODE OF CONDUCT TRAINING FACILITATORS	13,680.64
23/09/2021	82280	THE GOOD EGG CAFE	VENUE HIRE AND CATERING	468.50
23/09/2021	82368	THE MAN WALK	SUNDRY PAYMENTS	700.00
23/09/2021	82237	THE PLANT SUPPLY CO	NURSERY SERVICES	619.25
23/09/2021	82269	THE SEBEL BUSSELTON	ACCOMMODATION - M KELLY	419.90
9/09/2021	81914	THOMSON REUTERS (PROFESSIONAL) AUSTRALIA	RECRUITMENT SERVICES	182.00



LISTING OF PAYMENTS MADE
UNDER DELEGATED AUTHORITY
FOR THE MONTH OF SEPTEMBER 2021

CHEQUE PAYMENTS	CHEQUE # 118922 - 118970	57,980.87
ELECTRONIC TRANSFER PAYMENTS	EFT81893 - EFT82494	4,670,817.26
TRUST ACCOUNT	TRUST ACCOUNT # 7572- 7574	44,143.65
PAYROLL PAYMENTS	01 09 21 - 30 09 21	1,574,735.06
DIRECT DEBIT PAYMENTS	DD004591 - DD004628	22,172,679.24
		28,520,356.08

23/09/2021	82361	TM & S ORCHARD	REFUND OF RATE OVERPAYMENT	537.32
9/09/2021	81979	TOLL TRANSPORT PTY LTD	COURIER SERVICES	323.30
23/09/2021	82308	TOLL TRANSPORT PTY LTD	COURIER SERVICES	142.26
9/09/2021	82067	TOTAL EDEN PTY LTD	RETICULATION SUPPLIES	277.94
23/09/2021	82427	TOTAL EDEN PTY LTD	RETICULATION SUPPLIES	4,138.52
9/09/2021	82098	TOTAL HORTICULTURAL SERVICES	LANDSCAPING SERVICES	568.00
23/09/2021	82462	TOTAL HORTICULTURAL SERVICES	LANDSCAPING SERVICES - PLANTING EASTERN LINK, RETICULATION BUSSELL HWY	31,767.73
23/09/2021	82302	TOTAL TOOLS	TOOL PURCHASES	255.00
23/09/2021	82473	T-QUIP	MOWER PARTS & SERVICE	1,200.00
9/09/2021	82100	TRADE HIRE	PLANT HIRE & EQUIPMENT SERVICES	1,515.00
23/09/2021	82169	TRAFFIC FORCE	TRAFFIC MANAGEMENT SERVICES	391.78
9/09/2021	81927	TROPHIES ON TIME	NAME BADGE SUPPLIER	55.00
23/09/2021	82225	TROPHIES ON TIME	NAME BADGE SUPPLIER	110.00
9/09/2021	81948	TRUCK CENTRE (WA) PTY LTD	NEW VEHICLE PARTS & SERVICE	1,256.41
23/09/2021	82255	TRUCK CENTRE (WA) PTY LTD	NEW VEHICLE PARTS & SERVICE	694.85
9/09/2021	81990	TRUCKLINE	PLANT PURCHASES / SERVICES / PARTS	729.48
23/09/2021	82326	TRUCKLINE	PLANT PURCHASES / SERVICES / PARTS	3,388.90
23/09/2021	82242	TRUE TRACK TRUCK ALIGNING	WHEEL ALIGNMENT SERVICES	2,200.00
23/09/2021	82374	TURNER DESIGN	BRANDING WEBSITES	5,940.00
9/09/2021	82084	TYREPOWER BUSSELTON	PLANT TYRE SUPPLIER / REPAIRER	250.00
23/09/2021	82253	UNDALUP ASSOCIATION INC	CANVAS SIGNS	385.00
23/09/2021	82365	UNDALUP ASSOCIATION INC	BOND REFUND	1,000.00
9/09/2021	81946	UNDERGROUND POWER DEVELOPMENT PTY LTD	STREET LIGHTING AND POWER DESIGN	825.00
23/09/2021	82194	URSULA FAHRER	ART SALES	16.00
9/09/2021	82027	VASSE BAKERY	CATERING ITEMS	394.00
23/09/2021	82298	VECTORWORKS AUSTRALIA PTY LTD	SOFTWARE SUPPLY AND MAINTENANCE	805.20
9/09/2021	81980	VERAISON	LEADERSHIP COACHING	9,570.00
15/09/2021	82128	VERAISON	LEADERSHIP COACHING	9,570.00
9/09/2021	82023	VISIMAX	FIRE EQUIPMENT SUPPLIER	187.83
9/09/2021	81905	VORGEET PTY LTD	GYM GOODS	1,422.30
23/09/2021	82424	W.A. HIND SALES & SERVICE	PLANT PURCHASES / SERVICES / PARTS	575.64
23/09/2021	82378	WA ADVANCED TRAINING ACADEMY	TRAINING AND ASSESSMENT	200.00
23/09/2021	82386	WA EXTERNAL SOLUTIONS	SCHEDULED GUTTER CLEANING	11,585.20
23/09/2021	82197	WA NEWSPAPERS LIMITED	ADVERTISING SERVICES	4,783.48
23/09/2021	82451	WA RANGERS ASSOCIATION	MEMBERSHIP FEES	1,100.00
9/09/2021	82114	WA SHIRE COUNCILS	UNION FEES	297.26
23/09/2021	82161	WA SHIRE COUNCILS	UNION FEES	297.26
23/09/2021	82278	WA STRATA MANAGEMENT	STRATA LEVY FEES & WATER CONSUMPTION	2,497.70
23/09/2021	82430	WA TREASURY CORPORATION	LOAN REPAYMENTS	738,948.67
23/09/2021	82167	WALGA	WALGA TRAINING SERVICES	578.00
9/09/2021	81973	WATERCHEM AUSTRALIA PTY LTD	ODOUR TREATMENT	2,601.50
23/09/2021	82294	WE ARE FEEL GOOD AUSTRALIA PTY LTD	SUNSCREEN	1,392.00
9/09/2021	81947	WELL DONE INTERNATIONAL PTY LTD	AFTERHOURS CALL CENTRE SERVICE	5,691.73
23/09/2021	82250	WELL DONE INTERNATIONAL PTY LTD	AFTERHOURS CALL CENTRE SERVICE	2,654.30
9/09/2021	82059	WESFARMERS - BLACKWOODS	FLEET CONSUMABLES & MAINTENANCE PARTS	1,295.58
23/09/2021	82418	WESFARMERS - BLACKWOODS	FLEET CONSUMABLES & MAINTENANCE PARTS	1,596.29
9/09/2021	82069	WESFARMERS KHG	GAS SERVICES	3,273.61
15/09/2021	82344	WESFARMERS KHG	GAS SERVICES	678.13
9/09/2021	81978	WESTBOOKS	LIBRARY RESOURCES	1,691.09
9/09/2021	81961	WESTERN AUSTRALIAN REGIONAL CAPITALS ALL	ANNUAL MEMBERSHIP	76.00
23/09/2021	82232	WESTERN IRRIGATION PTY LTD	BORE AND IRRIGATION SERVICES	1,485.00
9/09/2021	82064	WESTRAC P/L	PLANT PURCHASES / SERVICES / PARTS	2,584.29
23/09/2021	82423	WESTRAC P/L	PLANT PURCHASES / SERVICES / PARTS	2,173.37
9/09/2021	81912	WESTSIDE TILT TRAY SERVICE	ABANDONED CAR REMOVAL	495.00
9/09/2021	82053	WINC AUSTRALIA PTY LTD	STATIONERY SUPPLIER	28.56
15/09/2021	82141	WINC AUSTRALIA PTY LTD	STATIONERY SUPPLIER	205.10
23/09/2021	82410	WINC AUSTRALIA PTY LTD	STATIONERY SUPPLIER	107.80
9/09/2021	82066	WORK CLOBBER	PROTECTIVE CLOTHING SUPPLIER	945.00
23/09/2021	82425	WORK CLOBBER	PROTECTIVE CLOTHING SUPPLIER	1,596.00
9/09/2021	81921	WORK METRICS	HEALTH AND SAFETY SOFTWARE	110.00
9/09/2021	82088	WREN OIL	WASTE OIL SERVICES	33.00
23/09/2021	82450	WREN OIL	WASTE OIL SERVICES	16.50
9/09/2021	82076	WRIGHT EXPRESS AUSTRALIA PTY LTD (COLES)	COUNCIL & STAFF REFRESHMENTS	419.84
15/09/2021	82346	WRIGHT EXPRESS AUSTRALIA PTY LTD (COLES)	COUNCIL & STAFF REFRESHMENTS	228.40
23/09/2021	82438	WRIGHT EXPRESS AUSTRALIA PTY LTD (COLES)	COUNCIL & STAFF REFRESHMENTS	35.15
30/09/2021	82493	WRIGHT EXPRESS AUSTRALIA PTY LTD (COLES)	COUNCIL & STAFF REFRESHMENTS	2,027.37
9/09/2021	81934	YAHAVA KOFFEE WORKS WHOLESALE	CATERING	392.00
23/09/2021	82236	YAHAVA KOFFEE WORKS WHOLESALE	CATERING	419.00
9/09/2021	81903	YALLINGUP COFFEE ROASTING COMPANY	CATERING SERVICES	90.00
9/09/2021	81893	YALLINGUP LANDSCAPES	LANDSCAPING SERVICES	137.50
				4,670,817.26

TRUST PAYMENTS SEPTEMBER 2021				
DATE	REF #	NAME	DESCRIPTION	AMOUNT \$
10/09/2021	7573	CITY OF BUSSELTON	REIMBURSEMENTS	915.75
10/09/2021	7574	CONSTRUCTION TRAINING FUND	BCIF LEVY	2,102.48
10/09/2021	7572	DEPARTMENT OF MINES, INDUSTRY REGULATION & SAFETY	BUILDING SERVICES LEVY	41,125.42
				44,143.65

DIRECT DEBIT PAYMENTS SEPTEMBER 2021				
DATE	REF #	NAME	DESCRIPTION	AMOUNT \$
14/09/2021	4606	A PRINDVILLE	REFUND OF RATE OVERPAYMENT	37.62
22/09/2021	4619	A SIGSMOND	REFUND OF RATE OVERPAYMENT	2,710.51
21/09/2021	4613	ABUNDANT LIFE CENTRE	REFUND OF DEVELOPMENT APPLICATION FEE	147.00
21/09/2021	4613	ADAM DAVIES	REFUND HOLIDAY HOME APPLICATION	257.00
6/09/2021	4595	AI & LR HADFIELD	REFUND OF RATE OVERPAYMENT	40.23
31/08/2021	4591	AMPOL AUSTRALIA PETROLEUM PTY LTD	FUEL SERVICES	66,928.86
3/09/2021	4598	ANZ BANK	BANK FEES	432.01
3/09/2021	4599	ANZ BANK	BANK FEES	326.35
1/09/2021	4607	ANZ BANK	BANK FEES	15.50
1/09/2021	4609	ANZ BANK	BANK FEES	18,654.76
3/09/2021	4610	ANZ BANK	BANK FEES	318.03
3/09/2021	4611	ANZ BANK	BANK FEES	5,705.96
30/09/2021	4625	ANZ BANK	STOP CHEQUE FEE	15.00
30/09/2021	4626	ANZ BANK	NEW TERM DEPOSIT	6,000,000.00
30/09/2021	4627	ANZ BANK VISA	VISA CARD PAYMENT	13,630.37
30/09/2021		AUST INSTITUTE OF HEALTH AND SAFETY	MEMBERSHIP - B CARROLL	22.00
		BREC	WA EMERGENCY MANAGEMENT CONFERENCE - C ARMSTRONG & D GOODWIN	307.00






LISTING OF PAYMENTS MADE
UNDER DELEGATED AUTHORITY
FOR THE MONTH OF SEPTEMBER 2021

CHEQUE PAYMENTS	CHEQUE # 118922 - 118970	57,980.87
ELECTRONIC TRANSFER PAYMENTS	EFT81893 - EFT82494	4,670,817.26
TRUST ACCOUNT	TRUST ACCOUNT # 7572- 7574	44,143.65
PAYROLL PAYMENTS	01.09.21 - 30.09.21	1,574,735.06
DIRECT DEBIT PAYMENTS	DD004591 - DD004628	22,172,679.24
		28,520,356.08

BROADWATER RESORT BUSSELTON	ACCOMODATION & MEALS - P ROWSTHORN (SPEAKER STAFF CONFERENCE)	409.10
ESPLANADE HOTEL	ACCOMODATION - A STAMMER & L WHITLEY	1,005.25
IAP2 AUSTRALASIA	TRAINING - A MARSIC	1,200.00
QUEST KINGS PARK	ACCOMODATION - M EVERUSS	485.14
WALGA	WALGA FORUM REGISTRATION - J HAPP	140.00
AMAZON	CASE & KEYBOARD FOR GALAXY TAB 7	195.00
CANVA	SUBSCRIPTION 6 X LICENCE	584.39
CRAZY DOMAINS	DOMAIN PRIVACY RENEWAL	9.27
MWAVE	HEADSETS AND WEBCAMS	2,668.79
TELSTRA	HOME INTERNET - M ARCHER (MONTHLY)	90.00
APPLE	ICLOUD STORAGE - M ARCHER (MONTHLY)	4.49
ZOOM	ZOOM PRO LICENCE (MONTHLY)	475.70
DUXTON HOTEL	ACCOMODATION - M ARCHER	251.72
ONE RUSTIC BLOOM	GIFT - PRESENTATION AT BALLAARAT ENGINE EXHIBITION LAUNCH	75.00
SHELTER BREWING CO	CEO/MAYOR LUNCH - CITY OF BUSSELTON & CITY OF BUNBURY	142.00
ZEST FLOWERS	BEREAVEMENT FLOWERS - L METTAM	100.00
DOMINOS	YOUTH 30/7/21	100.90
DOMINOS	YOUTH 6/8/21	97.95
DOMINOS	YOUTH 13/8/21	97.95
DOMINOS	YOUTH 18/8/21	85.00
FACEBOOK GLC	POST BOOST - MEMBERSHIP SALE	79.53
FIRESTATION SPECIALTY BEER & WINE BAR	COUNCIL DINNER	314.40
THE CHART & MAP SHOP	2 X COPIES OF WA ROADS & TRACKS BOOKS	80.00
SENDGRID	EMAIL CAPABILITY FOR PHOENIX SOFTWARE (MONTHLY)	20.90
MAILCHIMP	MONTHLY ESSENTIALS PLAN - LIBRARY NEWSLETTER	82.71
SPOTIFY	MONTHLY CHARGE	18.99
CANVA	PLATFORM FOR CREATING POSTERS (YEARLY SUBSCRIPTION)	173.00
CHESS WORLD	10 X CHESS SETS AND CLOCKS	699.00
MESSAGE MEDIA	SMS SERVICE	28.69
APPLE	ICLOUD STORAGE - O DARBY (MONTHLY)	4.49
MAIN ROADS WA	OVERSIZE PERMITS FOR PRIME MOVERS	150.00
DEPT OF WATER AND ENVIRONMENTAL REGULATION	BOALLIA RD CLEARING PERMIT	2,400.00
WA POLICE	FIREARM LICENCE	137.00
COLES	FUEL SERVICES	105.10
CPA AUSTRALIA	CPA VIRTUAL CONGRESS	289.00
MAIL CHIMP	MONTHLY ESSENTIALS PLAN - BAY TO BAY NEWSLETTER	396.48
VITAL SOURCE	TRAINING TEXT - T NOTTLE	76.43
WEST AUSTRALIAN NEWSPAPERS	WEEKLY SUBSCRIPTION	28.00
14/09/2021 4606 B & L HILL	REFUND OF RATE OVERPAYMENT	41.67
1/09/2021 4603 B BULLPITT	REFUND OF ANIMAL TRAP BOND	102.00
13/09/2021 4605 B VAUGHAN	REFUND OF RATE OVERPAYMENT	2,472.52
29/09/2021 4622 BANK OF QUEENSLAND	NEW TERM DEPOSIT	4,000,000.00
23/09/2021 4613 BISTRO BRETON	REFUND OF RATE OVERPAYMENT	1,239.98
3/09/2021 4608 COMMONWEALTH BANK	BANK FEES	4,323.46
15/09/2021 4628 COMMONWEALTH BANK	BPOINT BANK FEES	225.15
29/09/2021 4623 COMMONWEALTH BANK	NEW TERM DEPOSIT	8,000,000.00
30/09/2021 4624 D CARTER	REFUND OF RATE OVERPAYMENT	124.42
16/09/2021 4620 DREAMFOOD (DUNS) PTY LTD	REFUND OF RATE OVERPAYMENT	18,371.32
14/09/2021 4614 E FROOME	REFUND OF RATE OVERPAYMENT	2,129.00
23/09/2021 4613 ESTATE OF KEVIN DAVIS	REFUND OF RATE OVERPAYMENT	3,300.74
7/09/2021 4596 F LINTON-TERRY	REFUND FOR BUILDING APPLICATION	171.65
14/09/2021 4606 G & C LOTON	REFUND OF RATE OVERPAYMENT	40.23
1/09/2021 4592 G DGGINS	REFUND OF RATE OVERPAYMENT	1,774.84
9/09/2021 4604 G HOPPE	REFUND OF RATE OVERPAYMENT	1,047.00
7/09/2021 4596 GA & MS ROBINSON	REFUND OF RATE OVERPAYMENT	54.43
22/09/2021 4615 J BURGONYNE & K DEHRING	REFUND OF RATE OVERPAYMENT	4,799.97
14/09/2021 4614 J CURNEN	REFUND OF RATE OVERPAYMENT	1,212.57
14/09/2021 4606 J MCGRIKIN	REFUND FOR FOOD BUSINESS NOTIFICATION NOT REQUIRED	69.00
16/09/2021 4620 JULIEN INVESTMENTS	REFUND OF RATE OVERPAYMENT	2,599.26
14/09/2021 4606 JV & CV RICCIARDO	REFUND OF RATE OVERPAYMENT	43.86
14/09/2021 4614 K & T WILLIAMS	REFUND OF RATE OVERPAYMENT	718.86
23/09/2021 4613 K HOLROYD	REFUND OF RATE OVERPAYMENT	1,384.80
23/09/2021 4613 K MCFARLAND	REFUND OF RATE OVERPAYMENT	400.23
1/09/2021 4600 LES MILLS ASIA PACIFIC	CONTRACT FEES	582.89
1/09/2021 4601 LES MILLS ASIA PACIFIC	CONTRACT FEES	485.74
23/09/2021 4613 LISA COSTELLO	REFUND OF OVERPAYMENT OF FOOD BUSINESS FFE	219.00
8/09/2021 4594 M SPENCER	REFUND OF OCCUPANCY APPLICATION	110.00
29/10/2021 4621 ME BANK	NEW TERM DEPOSIT	4,000,000.00
14/09/2021 4606 N SMITH	REFUND OF RATE OVERPAYMENT	37.62
16/09/2021 4616 P & J FORT	REFUND OF BUILDING APPLICATION	61.65
14/09/2021 4606 P KELLY	REFUND OF RATE OVERPAYMENT	536.33
7/09/2021 4602 PDQ.COM CORPORATION	IT SYSTEMS MANAGEMENT SOFTWARE	6,176.40
17/09/2021 4618 PRONTO CINO	REFUND FOR TRADING PERMIT	437.70
3/09/2021 4593 R DARLING	REFUND OF BUILDING PLAN SEARCH	162.00
6/09/2021 4595 R DAVIS	REFUND FOR BUILDING OVERPAYMENT	147.00
8/09/2021 4597 R KELLY	REFUND OF RATE OVERPAYMENT	39.40
1/09/2021 4592 R WOOSNAM	REFUND OF RATE OVERPAYMENT	1,451.53
16/09/2021 4612 RIO TINTO	REFUND OF HALL & KEY DEPOSITS	200.00
6/09/2021 4595 ROBERT HOFMANN	REFUND OF RATE OVERPAYMENT	51.93
23/09/2021 4613 RS & D HUBBARD	REFUND OF RATE OVERPAYMENT	425.86
14/09/2021 4614 S & L STONE	REFUND OF RATE OVERPAYMENT	4,280.58
27/09/2021 4617 S ROUBIN	REFUND OF RATE OVERPAYMENT	46.70
22/09/2021 4615 SILVER BULLET	REFUND OF OVERPAYMENT FO TRADERS PERMIT	787.75
16/09/2021 4620 WORMALL CIVIL PTY LTD	REFUND OF BUILDING APPLICATION	487.42
30/09/2021 4624 YALLINGUP COFFE	REFUND OF RATE OVERPAYMENT	85.58
		22,172,679.24

DIRECT DEBIT PAYMENTS SEPTEMBER 2021				
DATE	REF #	NAME	DESCRIPTION	AMOUNT \$
27/07/2021	27/07/2021	CITY OF BUSSELTON	PAYROLL & SALARIES	126.83
10/08/2021	10/08/2021	CITY OF BUSSELTON	PAYROLL & SALARIES	780,578.00
24/08/2021	24/08/2021	CITY OF BUSSELTON	PAYROLL & SALARIES	794,283.89
				1,574,735.06

7.2 FINANCIAL ACTIVITY STATEMENTS - YEAR TO DATE AS AT 30 SEPTEMBER 2021

STRATEGIC THEME	LEADERSHIP - A Council that connects with the community and is accountable in its decision making.
STRATEGIC PRIORITY	4.2 Deliver governance systems that facilitate open, ethical and transparent decision making.
SUBJECT INDEX	Financial Services
BUSINESS UNIT	Financial Services
REPORTING OFFICER	Manager Financial Services - Paul Sheridan
AUTHORISING OFFICER	Manager Governance and Corporate Services - Sarah Pierson
NATURE OF DECISION	Executive: Substantial direction setting, including adopting budgets, strategies, plans and policies (excluding local planning policies); funding, donations and sponsorships; reviewing committee recommendations
VOTING REQUIREMENT	Simple Majority
ATTACHMENTS	Attachment A Investment Report - September 2021 ↓  Attachment B Loan Schedule - September 2021 ↓  Attachment C Financial Activity Statement - September 2021 ↓ 

The officer recommendation was moved and carried.

COMMITTEE RECOMMENDATION

F2111/055 Moved Councillor S Riccelli, seconded Councillor P Carter

That the Council receives the statutory financial activity statement reports for the period ending 30 September 2021, pursuant to Regulation 34(4) of the Local Government (Financial Management) Regulations 1996.

CARRIED 5/0

OFFICER RECOMMENDATION

That the Council receives the statutory financial activity statement reports for the period ending 30 September 2021, pursuant to Regulation 34(4) of the *Local Government (Financial Management) Regulations 1996*.

EXECUTIVE SUMMARY

Pursuant to Section 6.4 of *the Local Government Act 1995* (the Act) and Regulation 34(4) of the *Local Government (Financial Management) Regulations 1996* (the Regulations), a local government is to prepare, on a monthly basis, a statement of financial activity that reports on the City's financial performance in relation to its adopted / amended budget.

This report has been compiled to fulfil the statutory reporting requirements of the Act and associated Regulations, whilst also providing the Council with an overview of the City's financial performance on a year to date basis, for the period ending 30 September 2021.

BACKGROUND

The Regulations detail the form and manner in which financial activity statements are to be presented to the Council on a monthly basis, and are to include the following:

- Annual budget estimates.
- Budget estimates to the end of the month in which the statement relates.
- Actual amounts of revenue and expenditure to the end of the month in which the statement relates.
- Material variances between budget estimates and actual revenue/expenditure (including an explanation of any material variances).
- The net current assets at the end of the month to which the statement relates (including an explanation of the composition of the net current position).

Additionally, and pursuant to Regulation 34(5) of the Regulations, a local government is required to adopt a material variance reporting threshold in each financial year. At its meeting on 26 July 2021, the Council adopted (C2107/140) the following material variance reporting threshold for the 2021/22 financial year:

That, pursuant to Regulation 34(5) of the Local Government (Financial Management) Regulations, the Council adopts a material variance reporting threshold with respect to financial activity statement reporting for the 2020/21 financial year as follows:

- *Variances equal to or greater than 10% of the year to date budget amount as detailed in the Income Statement by Nature and Type/Statement of Financial Activity report, however variances due to timing differences and/or seasonal adjustments are to be reported only if not to do so would present an incomplete picture of the financial performance for a particular period; and*
- *Reporting of variances only applies for amounts greater than \$25,000.*

OFFICER COMMENT

In order to fulfil statutory reporting requirements and to provide the Council with a synopsis of the City's overall financial performance on a year to date basis, the following financial reports are attached hereto:

Statement of Financial Activity

This report provides details of the City's operating revenues and expenditures on a year to date basis, by nature and type (i.e. description). The report has been further extrapolated to include details of non-cash adjustments and capital revenues and expenditures, to identify the City's net current position; which reconciles with that reflected in the associated Net Current Position report.

Net Current Position

This report provides details of the composition of the net current asset position on a full year basis, and reconciles with the net current position as per the Statement of Financial Activity.

Capital Acquisition Report

This report provides full year budget performance (by line item) in respect of the following capital expenditure activities:

- Land and Buildings
- Plant and Equipment
- Furniture and Equipment
- Infrastructure

Reserve Movements Report

This report provides summary details of transfers to and from reserve funds, and associated interest earnings on reserve funds, on a full year basis.

Additional reports and/or charts can be provided as required to further supplement the information comprised within the statutory financial reports.

Comments on Financial Activity to 30 September 2021

The Statement of Financial Activity (FAS) for the year to date (YTD) shows an overall Net Current Position of \$48M as opposed to the budget of \$39M. This represents a positive variance of \$9M YTD.

The following table summarises the major YTD variances that appear on the face of the FAS, which, in accordance with Council's adopted material variance reporting threshold, collectively make up the above difference. Each numbered item in this lead table is explained further in the report.

Description	2021/22 Actual YTD \$	2021/22 Amended Budget YTD \$	2021/22 Amended Budget \$	2021/22 YTD Bud Variance %	2021/22 YTD Bud Variance \$	Change in Variance Current Month \$
Revenue from Ordinary Activities				0.81%	528,501	520,572
1. Other Revenue	153,615	31,375	414,950	389.61%	122,240	42,050
2. Interest Earnings	312,828	149,280	609,250	109.56%	163,548	85,567
Expenses from Ordinary Activities				12.81%	2,717,604	567,626
3. Materials & Contracts	(2,967,723)	(4,266,623)	(20,245,296)	30.44%	1,298,900	159,455
4. Other Expenditure	(650,103)	(1,565,260)	(9,685,100)	58.47%	915,157	340,308
5. Non-Operating Grants, Subsidies and Contributions	703,230	6,105,480	34,850,687	(88.48%)	(5,402,250)	(1,475,021)
Capital Revenue & (Expenditure)				49.88%	9,788,177	2,901,912
6. Land & Buildings	(148,069)	(5,598,429)	(22,802,632)	97.36%	5,450,360	1,654,641
Plant & Equipment	(452,278)	(138,000)	(2,870,000)	(227.74%)	(314,278)	(391,997)
Furniture & Equipment	(82,777)	(295,950)	(828,800)	72.03%	213,173	(9,420)
Infrastructure	(2,877,830)	(8,988,375)	(38,537,750)	67.98%	6,110,544	1,344,837
7. Proceeds from Sale of Assets	0	71,500	776,071	(100.00%)	(71,500)	(20,000)
8. Total Loan Repayments – Principal	(614,430)	(731,069)	(3,839,418)	15.95%	116,639	116,640
9. Transfer to Restricted Assets	(2,669,786)	0	(21,740)	(100.00%)	(2,669,786)	(181,546)
10. Transfer from Restricted Assets	894,473	0	1,735,682	100.00%	894,473	345,502

Revenue from Ordinary Activities

In total, revenue from Ordinary Activities is very close to budget at only 0.81% ahead YTD. There are however some material variance items that contribute to this.

1. Other Revenue

Ahead of YTD budget by \$122K, or 389.6%, mainly due to the items listed in the table below:

Revenue Code	Revenue Code Description	Actual YTD \$	Amended Budget YTD \$	Variance YTD \$	Variance YTD %	Change in Variance Current Month \$
<u>Engineering and Works Services</u>		111,350	2,384	108,966	4570.73%	23,644
G0030 & G0031	Busselton & Dunsborough Transfer Station – Sale of Scrap Materials	108,511	2,384	106,127	4451.62%	20,872

The budget for the receipt of income relating to the sale of scrap materials (metal in particular) has not been aligned effectively with actual receipts. This should rectify somewhat as the year progresses. It should also be noted that the prices received for scrap metal have been extremely favourable – up to \$220/tonne, compared to \$110-\$140/tonne during 2020.

2. Interest Earnings

Interest earnings are \$164K ahead of budget due to the total annual budget being allocated based on the monthly 4-year trend. The actual levying of annual rates, and when all interest is charged in advance for 21/22, does not match this trend, therefore the City will see a timing difference to budget for the first and second quarters of the 21/22 financial year. This will decrease as the year progresses.

Expenses from Ordinary Activities

Expenditure from ordinary activities is \$2.7M, or 12.6%, less than expected when compared to the budget YTD as at September. The expense line items that have a YTD variance that meet the material reporting threshold are outlined below.

3. Materials & Contracts

Less than YTD budget by \$1.2M. The main contributors to this variance are listed in the table below:

Cost Code	Cost Code Description	Actual YTD \$	Amended Budget YTD \$	Variance YTD \$	Variance YTD %	Change in Variance Current Month \$
<u>Finance and Corporate Services</u>		289,410	569,580	280,170	49.2%	7,792
10000	Members of Council	2,365	40,021	37,656	94.1%	(2,312)
Timing variance with payment of WALGA subscriptions delayed. These variances will persist even when this is paid, as the actual cost will be spread and allocated evenly over the term of the subscription, whereas the budget was set on a cash-outlay basis.						
10200	Financial Services	5,571	16,024	10,453	65.2%	5,321

Savings to budget are as a result of bank charges not coming in at the level expected, and some budgeted subscriptions either being cancelled or allocated to more appropriate areas.

10250	Information & Communication Technology Services	151,328	251,047	99,719	39.7%	(13,186)
The monthly allocation of the annual budget was set based on a historical 4 year monthly cash payment trend. This will not necessarily align with the new prepaid expenses allocation process that has been adopted to more accurately reflect proper accrual accounting practices.						
10500	Legal and Compliance Services	(641)	30,786	31,427	102.1%	7,340
The variance YTD relates predominantly to the unspent budgeted amount for external legal services. It is not possible to predict when or to what extent legal services will be required at the time of setting the budget, therefore the annual allocation is spread evenly over the year. The credit represents a year end accrual reversal, where the invoices for the services have come in slightly less than expected on the purchase orders.						
10510	Governance Support Services	6,711	31,451	24,740	78.7%	8,375
The underspend is due to a number of software licenses for programs used in the Governance area not as yet being renewed. When paid, the cost for these will be spread over the term of the license, so timing differences to the budget (set based on historical cash trend) will persist.						
10521	Human Resources & Payroll	17,570	30,537	12,967	42.5%	(6,884)
The WALGA ER Subscription renewal was delayed, and will be spread over the subscription period. Actual incurrence of other budgeted items YTD, such as TAPS payroll and the WALGA Remuneration Survey are now forecast to occur later in the year.						
10616, 10617, & 10618	Aged Housing	10,721	41,733	31,012	74.3%	9,054
We can never say with certainty when this budget will be drawn on, even in comparison to prior year trends, as works are carried out throughout the year and generally need to coincide with vacancies. It is likely refurbishment works will be carried out on at least one unit in the next 4-6 weeks.						
<i>Community and Commercial Services</i>		285,581	692,937	407,356	58.8%	141,067
10380 & 10381	Busselton & Dunsborough Libraries	18,587	38,978	20,391	52.3%	5,983
The variances YTD mainly arise in relation to the cost of Computer Software Licences used at the libraries being spread over the period they relate to, rather than when the cash is outlaid, which is how the budget was allocated.						
10540	Recreation Administration	(8,736)	25,667	34,403	134.0%	25,478
The credit relates to year end accrual reversals for which invoices are yet to be received.						
10543	Community Development	36	55,000	54,964	99.9%	15,000
This relates to the Strengthening Communities program funded by Lotterywest. The program is still in development and procurement has not yet taken place. It is anticipated that this program will be launched during November/December with bulk of expenditure expected from Jan 2022. Timing of disbursement may need to be amended at mid-year budget review.						
10591	Geographe Leisure Centre	85,137	72,454	(12,683)	(17.5%)	(13,374)
The overspend YTD is due to increased expenditure in cleaning consumables/maintenance, earlier than forecast procurement of non-capital furniture and office equipment, and increased expenses for café consumables, which is offset by additional income.						

10600	Busselton Jetty Tourist Park	87,805	143,754	55,949	38.9%	8,350
The YTD variance is mainly due to the monthly payment of the Park Management Contract being one month in arrears. By end of financial year this expenditure catches up, as June will be accrued, however the budget timing does not reflect this.						
11151	Airport Operations	38,499	214,011	175,512	82.0%	107,328
YTD variances are mainly due to: <ul style="list-style-type: none"> Airport screening services – allocated monthly amounts have been delayed until flights start. Inspections – Electrical ATI and generator inspections have been delayed until September to a value of \$6,800. Commission charges – due to the timing of the monthly invoices/billing we will always be at least a month behind. 						
11152	Airport Operations – Buildings	-	17,034	17,034	100.0%	5,678
The actual maintenance and cleaning costs budgeted here have inadvertently been included amongst the Facilities Maintenance section expenditures. Actual cost or budget allocations will be rectified in subsequent months.						
B1361	YCAB (Youth Precinct Foreshore)	6,927	30,321	23,394	77.2%	645
The variance is due to: <ul style="list-style-type: none"> Crime prevention grant for a series of workshops delivered to schools. Workshops were due to commence in August but the dates were changed to September and have not yet been invoiced. Delay in processing grant tax invoices for COVID-19 Youth recovery grants for the leadership camp. The camp was held over the weekend of 20 August 2021. Accommodation payment on the corporate credit card has not yet been processed as yet. August & September purchases on credit card have not been processed. Mental health week event budget was not utilised as paired with Raising the Vibe concert. Crime prevention grant cost for August/ Sept/ October/ November will now be delivered in Jan 2022. 						
Planning and Development Services		170,046	139,927	(30,119)	(21.5%)	(35,702)
10820	Strategic Planning	5,017	39,276	34,259	87.2%	8,096
The variance YTD is essentially due to holistic Consultancy budget being allocated across the 12-month period. Strategic Planning is subject to competing demands and project prioritisation (also timing delays etc. due to consultancy periods, peak authority feedback or processes and lack of availability on occasion of specialised consultant assistance). Appointment of consultants or other anticipated strategic expenditures are always difficult to predict on that basis.						
10925	Preventative Services - CLAG	43,242	17,250	(25,992)	(150.7%)	(34,769)
The CLAG budget is fully reconciled with the Shire of Capel after the mosquito season each year. This will occur circa February and all changes made accordingly by the EOFY each year.						
10931	Protective Burning & Firebreaks-Reserves	74,457	4,011	(70,446)	(1756.3%)	1,269
The YTD variance is as a result of an invoice for works completed late in the 20/21 financial year that was not accrued. Funding from DFES was received in last financial year for these works, so this contributed to part of the end of year budget surplus, but will therefore effectively reduce any 21/22 financial year surplus.						

10950	Animal Control	6,238	17,243	11,005	63.8%	5,330
<p>The YTD underspend variance relates to the following:</p> <ul style="list-style-type: none"> • Loose Tools Purchase - \$1.2K for the Spectur Annual Charges • Purchase of Materials: <ul style="list-style-type: none"> ○ \$4.5K due to only 1 pallet of dog bags being purchased as a result of reduced usage over winter period. Another pallet will be purchased November (forecast 1 pallet per quarter) ○ \$1.5K due to purchase of cat cages delayed (ACF modification) • Computer Software Licences & Cloud Services - \$750 due to timing delay in prepaid cost allocation • Fines Enforcement Costs - \$1.3K underspend. Fines enforcement referrals are processed on an ad-hoc basis, and dependent on non-payment of fines. 						
Various	Bushfire Brigades	14,609	4,369	(10,240)	(234.4%)	(4,409)
<p>Bushfire Brigades are currently preparing for the upcoming fire season. A large amount of PPE has been purchased in readiness for dispersal to Bushfire Brigade as required.</p>						
<u>Engineering and Works Services</u>		2,222,499	2,807,761	585,262	20.8%	(9,207)
10830	Environmental Management Administration	53,717	99,555	45,838	46.0%	64,395
<p>Annual budgets for consultancy, contractors and purchase of materials were allocated at the end of each quarter. Historic expenditure is weighted in a large proportion during the second half of the year and so a review of budget timing will be undertaken. Approximately \$30,000 of invoices for street tree planting, revegetation and weed control were approved in October. Spring weed control is currently underway.</p>						
11170	Meelup Regional Park	7,122	59,510	52,388	88.0%	22,723
<p>The recreation reserve maintenance budget was spread evenly across the year and thus does not reflect seasonally impacted expenditure patterns. To this end, planning is under for the noxious weed control program and works associated with the Healthy Countries Plan. \$95K in works have been committed, representing works that are now underway or will commence shortly.</p>						
12600	Street & Drain Cleaning	86,018	109,072	23,054	21.1%	(5,549)
<p>The budget was entered based on historical expenditure patterns averaged over the previous three financial years. All of \$465K annual budget has already been committed based on a scheduled maintenance plan, so the YTD variance is timing only.</p>						
12620 & 12621	Rural & Urban Tree Pruning	117,360	291,501	174,141	59.7%	63,555
<p>This year's rural tree pruning budget of \$352K included \$153K carried over from the prior year. Works are ordinarily planned to be done by the end of November 2021 however priority has been given to storm damage clean-up activities meaning some of these works will now occur later the financial year. The rural road verges to be pruned are prioritised based on the time since last pruned, inspections, volume and types of traffic and numerous other considerations. This is a timing variance only.</p>						
Various	Bridge Maintenance	25,457	115,608	90,151	78.0%	(13,547)
<p>Bridge Maintenance works are largely scheduled to occur post-Christmas and in the later part of the financial year when water flows are at their lowest; planning of these works are well underway. Bridge maintenance works scheduled in 2020/21 were postponed due to May 2020 storm costs incurred, with \$208,000 of the 2021 budget subsequently carried over into the first quarter of this the new financial year. This variance will moderate as this level with the remaining budget realigned to later in the year commensurate with when works are planned to commence.</p>						

Various	Building Maintenance	305,478	247,649	(57,829)	(23.4%)	(18,833)
The budget was entered based on historical expenditure patterns averaged over the previous three financial years. This area is impacted by seasonality with costs increasing through the busy summer holiday period and also post Easter where the level of scheduled maintenance has historically been at its highest. To this end 3/12 th of the annual Materials & Contractor budget equates to \$518K which is favourable to the \$305K expended YTD. Thus the \$57.8K variance is considered a timing variance only.						
Various	Waste Services	352,520	618,794	266,274	43.0%	(28,520)
\$65K and \$53K of the variance is associated with a portion of the concrete crushing and green waste processing that is planned for later in the financial year. \$52.8K is attributable to External Restoration Works associated with the Rendezvous contaminated sites matter. \$38K of the variance is associated with postponement of the FOGO trial where no costs are being incurred.						
Various	Roads Maintenance	275,424	193,898	(81,526)	(42.0%)	(60,870)
Road Maintenance activities are generally greater in the first five months of the year as the City's maintenance and construction crews focus on maintenance grading, road shoulders maintenance, road surface repair, drainage maintenance, fixing pot holes etc. There has been an overspend to budget mostly attributable to greater than anticipated works in relation to storm damage clean-up activities contributing to the year to date variance.						
Various	Parks & Gardens	260,354	299,738	39,384	13.1%	30,267
This variance comprises YTD under and over's against 188 individual cost codes with an annual budget totalling \$2.392M. 3/12 th of the annual budget is \$598K and thus actual costs at the end of September amounting to \$260K are acceptable. The variance is due to timing only.						

4. Other Expenditure

\$915K, or 58.5%, under the budget YTD. The main contributing items are listed below:

Cost Code	Cost Code Description	Actual YTD \$	Amended Budget YTD \$	Variance YTD \$	Variance YTD %	Change in Variance Current Month \$
<u>Executive Services</u>		14,285	20,751	6,466	31.2%	3,681
10001	Office of the CEO	4,303	20,751	16,448	79.3%	4,503
Timing variances associated with spending against donations, contributions budget, discretionary and inter Council initiatives.						
10011	Emergency Contingency Costs (Other)	7,200	-	(7,200)	(100.0%)	-
Costs represent the City granting the use of the YCAB building as a COVID vaccination hub.						
<u>Finance and Corporate Services</u>		222,090	210,642	(11,448)	(5.4%)	41,982
10000	Members of Council	84,400	136,503	52,103	38.2%	42,544
Timing related variances with underspends in primarily member allowances and sitting fees, plus some more minor underspends in reimbursements and training expenses due to change of council members.						
10221/27/28/29/30	Finance & Borrowing Program 04/11/12/13/14	100,095	-	(100,095)	(100.0%)	-
Notification of the second bi-annual payment of the indicative guarantee for the City's borrowings through the WA Treasury Corporation, for the 20/21 financial year, was not received by the end of June, so ended up being processed in July. Depending on whether the final payment is made or accrued in June 2022, this may end up being an overspend variance at the end of the year.						

10511	Community Assistance Program (Governance)	-	16,666	16,666	100.0%	-
Timing variances associated with how this line item has been spread. It has been spread monthly however spend will not occur until the end of the financial year. Remaining budget from September to June has been re-allocated to June.						
10700	Public Relations	18,460	28,682	10,222	35.6%	(910)
Timing variances, up and down, associated with underspend against sister city allocations, community consultations and surveys and catering, and an overspend in council advertising.						
Community and Commercial Services		281,808	1,246,055	964,247	77.4%	313,338
10530	Events & Cultural Services Administration	(10,015)	50	10,065	20130.0%	50
The credit represents the reversal of an accrual of costs related to services received in June from Busselton Horse & Pony Club, for an invoice has not yet been received and processed.						
10532	BPACC Operations	(350)	12,500	12,850	102.8%	12,500
BPACC operational activity will not commence until such time as the tender for construction has been awarded and timeframes for delivery of the project are known.						
10543	Community Development	145	63,367	63,222	99.8%	880
This relates to the first two rounds of Community Assistance Program. Round 1 and 2 approvals were combined due to Council elections. Expected a similar trend in October, with approximately \$50,853 by end of November. Timing of disbursement may need to be amended a mid-year budget review as timing is largely dependent on CAP Applications received from community groups.						
10558	Events	207,510	329,482	121,972	37.0%	38,720
There have been 3 funded events cancel (Pedal Prix WA, SW Mudfest, Cape Naturaliste Pro) for a total of \$38K. We are also waiting on a number of events to invoice us for event sponsorships.						
10634	Business Support Program	-	23,850	23,850	100.0%	-
Final acquittals of the support program yet to be received. This budget was carried over from the 20/21 financial year, funded from the MERG Reserve, however it has now been ascertained that only approximately \$10,000 will be required. This will more than likely be the positive variance by the end of the year, offset by a lower transfer from the reserve.						
11151	Airport Operations	-	575,528	575,528	100.0%	192,176
Marketing activities continue to be delayed due to the postponement of Jetstar RPT services as a result of COVID restrictions/lockdowns etc. in the Eastern States.						
11156	Airport Development Operations	-	148,550	148,550	100.0%	-
At the time of setting the budget the timing for the final carried over payments related to a noise mitigation project were not known. \$148K is estimated to be remaining in total, split over three payments in September, November and January. As such, there will be budget timing variances until these payments are completed.						
Planning and Development Services		33,233	7,610	(25,623)	(336.7%)	(25,075)
10820	Strategic Planning	28,710	215	(28,495)	(13253.6%)	(28,300)
The budgeted contribution to the Peron Naturaliste Partnership occurred one month earlier than planned.						

<u>Engineering and Works Services</u>		98,688	80,202	(18,486)	(23.0%)	6,381
11000	Engineering & Works Services Support	117	19,083	18,966	99.4%	6,950
The budget YTD represents the planned donations of portions of the pavers removed from the CBD during the footpath upgrade project. The recipients of the donations are yet to contact the City to organise collection, as such the donations have not been processed in the accounts.						
B1223	Micro Brewery - Public Ablution	-	60,000	60,000	100.0%	-
The full contractual contribution towards the Micro Brewery Public Ablutions was made in the 19/20 and 20/21 financial years. A remaining \$60K contribution was incorrectly included again in the 21/22 budget. The budget will be amended in due course to remove this outgoing.						
G0042	BTS External Restoration Works	94,497	-	(94,497)	(100.0%)	-
Settlement outlays and reimbursements are inherently difficult to predict, both in timing and in quantum.						

5. Non-Operating Grants, Subsidies & Contributions

The negative variance of \$5.4M is mainly due to the items in the table below. It should be noted that any negative variance in this area will approximately correlate to an offsetting positive underspend variance in a capital project tied to these funding sources. This can be seen in the section below that outlines the capital expenditure variances. Where this is not the case, the reconciliation of the projects and the required funding to be recognised in revenue is not completed until closer to year end.

Revenue Code	Revenue Code Description	Actual YTD \$	Amended Budget YTD \$	Variance YTD \$	Variance YTD %	Change in Variance Current Month \$
<u>Community and Commercial Services</u>		-	66,401	(66,401)	(100.0%)	(66,401)
10540	Recreation Administration	-	25,625	(25,625)	(100.0%)	(25,625)
10590	Naturaliste Community Centre	-	23,350	(23,350)	(100.0%)	(23,350)
C6010	Airport Fencing Works	-	17,426	(17,426)	(100.0%)	(17,426)
<u>Engineering and Works Services</u>		698,230	6,034,079	(5,335,849)	(88.4%)	(1,403,620)
A0014	Bussell Highway Bridge – 0241 – Federal Capital Grant	-	744,000	(744,000)	(100.0%)	-
A0022	Yallingup Beach Road Bridge - 3347 – Federal Capital Grant	-	700,000	(700,000)	(100.0%)	-
A0200	Donated Bridges	698,230	-	698,230	100.0%	698,230
B9407	Busselton Senior Citizens – Developer Cont. Utilised	-	111,750	(111,750)	(100.0%)	-
B9591	Performing Arts Convention Centre – Federal Capital Grant	-	2,277,000	(2,277,000)	(100.0%)	(1,138,500)
F0112	Causeway Road Shared Path – State Capital Grant	-	40,000	(40,000)	(100.0%)	-
S0048	Bussell Highway – Developer Cont. Utilised	-	200,000	(200,000)	(100.0%)	-

S0076	Kaloorup Road (Stage 1) – Main Roads Direct Grant	-	224,400	(224,400)	(100.0%)	-
S0077	Ludlow-Hithergreen Stage 2 Reconstruct & Widen – MR Capital Grant	-	96,000	(96,000)	(100.0%)	-
S0078	Sugarloaf Road – State Capital Grant	-	321,599	(321,599)	(100.0%)	-
S0321	Yoongarillup Road - Second Coat Seal – MR Capital Grant	-	100,000	(100,000)	(100.0%)	-
S0331	Barracks Drive Spray Seal – MR Capital Grant	-	130,980	(130,980)	(100.0%)	-
S0332	Inlet Drive Spray Seal – MR Capital Grant	-	47,000	(47,000)	(100.0%)	-
S0333	Chapman Crescent Spray Seal – MR Capital Grant	-	78,000	(78,000)	(100.0%)	-
S0334	Chapman Hill Road – MR Capital Grant	-	374,000	(374,000)	(100.0%)	(374,000)
S0335	Kaloorup Road – MR Capital Grant	-	120,475	(120,475)	(100.0%)	(120,475)
S0336	Wildwood Road – MR Capital Grant	-	468,875	(468,875)	(100.0%)	(468,875)

6. Capital Expenditure

As at 30 September 2021, there is an underspend variance of 76.3%, or \$11.5M, in total capital expenditure, with YTD actual at \$3.5M against the YTD budget of \$15M. A large portion of this positive underspend variance is offset by the negative variance in Non-Operating Grants, Contributions & Subsidies discussed above, with the remainder offset by the negative variances in Transfers From Reserves and Restricted Assets related to funds held aside for these projects. The attachments to this report include detailed listings of all capital expenditure (project) items, however the main areas of YTD variance are summarised as follows:

Cost Code	Cost Code Description	Actual YTD \$	Amended Budget YTD \$	Variance YTD \$	Variance YTD %	Change in Variance Current Month \$
<i>Buildings</i>		145,470	5,585,928	5,440,458	97.4%	1,650,474
B9614	Dunsborough Lakes Sporting Precinct-Pavilion /Changeroom Facilities	-	75,000	75,000	100.0%	25,000
There has been nil expenditure to date as the works have not yet commenced. The contract for Pavilion / Change room design was to be awarded in September 2021, with construction estimated to commence in April 2022.						
B9300/1/2	Aged Housing Capital Improvements	1,870	92,150	90,280	98.0%	40,280
Budgeted works were proposed to separate power and drainage servicing Winderlup Court and Winderlup Villas. Whilst the power requirements are not triggered until the new conditional land title lots are created, the intention was to progress with this anyway. A purchase order has been raised for the preparation of an application to Western Power for an alternative power separation proposal and the contractor will report back once Western Power have responded. The decision on which option to pursue cannot be made until this is received.						

B9407	Busselton Senior Citizens	-	111,750	111,750	100.0%	-
Roofing upgrade works were planned to be completed July 2021, but were postponed due to unsuitable weather. Works have now commenced but the discovery of asbestos material will cause further delays to the works program. Completion date estimated November 2021.						
B9591	Performing Arts Convention Centre	10,861	4,604,798	4,593,937	99.8%	1,534,772
The project has been re-tendered.						
B9596	GLC Building Improvements	32,213	71,284	39,071	54.8%	41,612
Proposed project for stadium ventilation has been put on hold, pending a review of capital projects.						
B9605	Energy Efficiency Initiatives (Various Buildings)	78,162	111,580	33,418	29.9%	22,568
Works planned for commencement have encountered delays pending Western Power applications and approvals.						
B9611	Smiths Beach New Public Toilet	-	250,000	250,000	100.0%	-
Project commencement was delayed due to changes to the project scope as a result of potential changes to size of the toilet facilities and investigations into the capacity of the existing septic system/upgrade to an ATU system to accommodate these changes. Project planning is now underway, with preliminary design work completed. Septic system design work is also underway. Notification has been received by the entity that currently supplies the water that they are no longer able to supply water for City toilets. As such, an MoU is being reviewed by the property team to establish viability of infrastructure works and costs for water supply. A clearing permit application is also underway, however all other activity on the project has been put on hold until these issues are resolved.						
B9612	Churchill Park Renew Sports Lights	7,160	212,850	205,690	96.6%	(5,160)
Works were planned to take place in July 2021, however due to a budget increase of \$73K from CSRFF grant funding, the project was re-scoped. RFQ's have gone out, with design works expected to commence in November. Actual works will not commence until after trotting season, sometime in February or March 2022.						
B9711	Busselton Airport – Building	-	12,200	12,200	100.0%	-
Small capital works projects that were planned to be completed prior to Jetstar flights commencing. These have been delayed due to the continuing deferment of the commencement of RPT flights.						
B9717	Airport Construction - Existing Terminal Upgrade	-	39,650	39,650	100.0%	-
Invoicing in relation to the retention monies owing to Pindan for works completed has not yet been received.						
Plant & Equipment		452,278	138,000	(314,278)	(227.7%)	(391,997)
10372	Dunsborough Cemetery	-	20,000	20,000	100.0%	-
The budget is for maintenance trailers for the cemetery, both for grave shoring equipment and watering equipment, as well as fencing and turf upgrades. The delay in procurement of these items is due to current workloads of relevant staff and other projects taking a higher priority to date. Suitable specifications have now been developed and quotes are being sought.						
10540	Recreation Administration	-	40,000	40,000	100.0%	-
The budget relates to a vehicle for a Management position. Vehicle has been ordered, delivery due in January.						

11107	Engineering Services Design	-	70,000	70,000	100.0%	-
Limited informal quotations were received for new survey equipment, which has delayed commencement of the procurement process. Formal RFQ documentation will be prepared in October, with procurement planned for November.						
11402	Plant Purchases (P10)	420,639	8,000	(412,639)	(5158.0%)	(391,997)
This is a carryover from 2020/21 FY of the second generator for the DWF and a new rubbish truck. The budget timing for this was later in the year.						
11403	Plant Purchases (P11)	31,639	-	(31,639)	(100.0%)	-
This is a carryover from 2020/21 FY – the Turf Maintenance rough cut ute.						
<i>Furniture & Office Equipment</i>		82,777	295,950	213,173	72.0%	(9,420)
10250	Information & Communication Technology Services	56,790	-	(56,790)	(100.0%)	(14,690)
Costs were incurred for new Attain software (for Governance), and the Council Chambers A/V upgrade. The new Promapp software (for business process mapping for the whole organisation) was purchased earlier than expected.						
10558	Events	-	200,000	200,000	100.0%	-
The budget August YTD represents the carry-over from the 20/21 year for the electronic billboard. The tender has closed with three responses, all of which have come in over the forecast budget. Options on how to proceed are currently being investigated and will be discussed with MERG at the November meeting.						
10590	Naturaliste Community Centre	-	34,950	34,950	100.0%	8,350
Budget is for fencing to accommodate vacation care program and purchase of replacement fitness equipment. A purchase order will be raised in October for fencing works and an equipment purchase order will be finalised in November.						
10900	Cultural Planning	-	13,400	13,400	100.0%	-
The virtual reality component of the Ballarat Engine 150 th display has been delayed waiting for an expected grant opportunity to help subsidise the project.						
B1350	Churchill Park- Other Buildings	-	26,450	26,450	100.0%	-
The budget relates to the storage facility project. Discussions are still progressing with the stakeholders, delaying construction until a later date.						
<i>Infrastructure By Class</i>		2,877,830	8,988,375	6,110,544	68.0%	1,344,836
Various	Roads	443,548	2,704,550	2,261,002	83.6%	1,381,187
The majority of road construction happens during the months October to April. 56% of the YTD variance representing \$1.256M is associated with the four projects being Wildwood Road (now underway), Chapman Hill and Kaloorup Road safety shoulder widening projects and the State blackspot project for the Sugarloaf Road upgrade and renewal. All these projects had their budget spread evenly across the year as works had not yet been scheduled. These projects are valued at \$5.059M collectively and represent 40% of Road capital works for the year. 27% representing \$615K of the variance is associated with the Peel / Queen Street roundabout renewal works that were carried over from last financial year. These works will now commence after Christmas. It is anticipated that this variance will begin to moderate as major road works projects continue to come on line. Budgeted cash flows are not reflective in all instances of scheduled works which is resulting in the significant YTD variances.						

Various	Bridges	698,230	1,444,000	745,770	51.6%	(698,230)
<p>Major bridge works are completed by MRWA and are primarily scheduled to take place between the months of October to May when creek and river flows are at their lowest levels. Financial recognition of works is often not done with MRWA until late in the financial year. MRWA is currently working on the construction of Yallingup Beach Road bridge #3347 and the Tuart Drive Bridge #0238 both of which are scheduled for completion in early 2022. Other major bridge works are currently out for tender by MRWA with works anticipated to take place January to May 2022. The City has limited control over Main Roads scheduling and it is often the case that some Bridge projects are rescheduled into the following year.</p>						
Various	Car Parks	95,440	786,427	690,987	87.9%	176,669
<p>87.5% of the YTD variance is attributable to the following projects:</p> <ul style="list-style-type: none"> Dunsborough Lakes Sporting Precinct (Stage 1) – Car parking under spent to YTD budget by \$400K; stage 2 works are not scheduled to commence until the new calendar year thus the budget timing is not reflective of when works will be undertaken. Barnard Park East Foreshore Car Parking \$204K; Tender has been awarded with works now underway. 						
Various	Footpaths & Cycleways	288,746	532,250	243,504	45.7%	(24,759)
<p>47% of the YTD variance valued at \$114K is associated with the Buayanup Drain Shared path project that has now been completed with only minor works remaining. Not all the budget will be expended as the value of the project was reduced towards the end of last financial year, however the amount carried over was not adjusted based on the reduced cost. This variance will remain unless the budget is reduced accordingly.</p> <p>52% of the YTD variance valued at \$102K is associated with path works at the Barnard East Development that is now underway and works at the Busselton Foreshore.</p> <p>The majority of other footpath and cycleway projects are scheduled for construction between the months of November to March.</p>						
Parks, Gardens & Reserves		1,245,488	3,392,197	2,146,709	63.3%	538,757
Various	Busselton Jetty - Capital Expenditure	13,970	136,262	122,292	89.7%	(5,250)
<p>Major Maintenance works are scheduled to take place on the Jetty between late October and March, when sea conditions are most conducive. The timing of major works on the jetty can be quite variable based on the nature of tasks planned.</p>						
Various	Waste Services	10,703	452,500	441,797	97.6%	310,924
<p>The majority of this variance is associated with budgets that were carried over from the previous year. 56% of the variance representing \$250K is regarding Stage 1 Busselton Landfill Post-closure Capping, Rehab & Remediation works that are not as yet planned to go ahead this financial year. \$82K of the YTD variance is regarding works on a Depot Washdown Facility Upgrade that is still in the planning phase.</p>						
Various	Townscape & Vasse River	6,085	36,223	30,138	83.2%	3,697
<p>No works of any significance associated with projects within this category have yet commenced.</p>						
Various	Other P&G Infrastructure	1,171,173	2,727,212	1,556,038	57.1%	231,459
<p>72% of this significant YTD variance to budget valued at a combined \$1.125M is associated with the carried over Barnard Park East Foreshore Development and the Dunsborough Lakes Sporting Precinct project including the Non-Potable Water Network. A further \$158K of the YTD variance is associated with the Mitchell Park redevelopment with works on this project ongoing.</p>						
Various	Regional Airport & Industrial Park Infrastructure	105,778	128,951	23,174	18.0%	(28,189)
<p>This line item is made up of four separate account strings all part of the Airport development project. Some are completed (underspent) and others may not be spent until the end of the FY depending on timing of the works.</p>						

7. Proceeds From Sale of Assets

YTD there have been no proceeds from sale of assets recorded against the YTD budget of \$71.5K. This is due to the continuing delays in delivery of acquisitions, and the associated transfer to auction of the vehicles being replaced.

8. Total Loan Repayments - Principal

Repayments of the principal on loans is \$117K under budget YTD, due to the loan for the BPACC not proceeding as budgeted.

9. Transfer to Restricted Assets

There is a YTD variance in transfers to Restricted Assets of \$2.7M as there is no budget for this item.

At the time of budgeting, it is not possible to predict what grants will be received in what timeframe, nor when they will be spent and hence potentially transferred to Restricted Assets (or unspent portions thereof). The following grants, totalling \$2.3M, have been received and transferred to Restricted Assets for which there was no budgeted transfer:

- \$44K for the Causeway Road Shared Path Project from the Department of Transport;
- \$1.4M for various roads projects from Main Roads, State Blackspot Fund and the Regional Roads Program;
- \$80K for the Dunsborough youth space project from the Department of Primary Industries and Regional Development;
- \$54K from Lotterywest for the Strengthening & Adapting Organisations program;
- \$526K from DFES for the Mitigation Activity Fund and shared costs of the Emergency Services Manager;
- \$30K from the Federal Government Community Grants Hub for Community Child Care Sustainability programs;
- \$11K from the South West Catchment Council - National Landcare Program for the planting of 4,000 seedlings; and
- \$20K from Australia's South West to fund an aviation research report for the Recovery for Regional Tourism Project Control Group.

Developer contributions, deposits and bonds are inherently hard to predict and budget for. An annual amount of \$22K was budgeted for later in the year, however over \$393K has been received YTD, with \$136K for road works bonds and \$166K for caravan park deposits.

10. Transfer from Restricted Assets

YTD there has been \$894K transferred from Restricted Assets into the Municipal Account. This was mainly attributable to \$500K of Bushfire Mitigation Activity funds that did not need to be restricted, and \$287K of various roadworks grant & bond funding that has been utilised.

Investment Report

Pursuant to the Council's Investment Policy, a report is to be provided to the Council on a monthly basis, detailing the investment portfolio in terms of performance and counterparty percentage exposure of total portfolio. The report is also to provide details of investment income earned against budget, whilst confirming compliance of the portfolio with legislative and policy limits.

As at 30 September 2021, the value of the City's invested funds totalled \$94.4M up from \$78.4M as at 31 August 2021. This is due to the payment of rates becoming due during the month and subsequently invested.

The balance of the 11am account (an intermediary account which offers immediate access to the funds compared to the term deposits and a higher rate of return compared to the cheque account) decreased from \$12.5M to \$6.5M as funds were transferred to new term deposit accounts.

During the month of September, four term deposits totalling the amount of \$11.0M matured and a further eight term deposits totalling \$22.0M were opened. Remaining deposits were renewed for a further 193 days at 0.31% on average.

The official cash rate remains steady for the month of September at 0.10%. This will continue to have an impact on the City's interest earnings for the foreseeable future.

Borrowings Update

As at YTD September 2021, there have been no new loans entered into or drawn down. The attached Loan Schedule (Attachment B) outlines the status of all existing loans as at September 2021 YTD.

Chief Executive Officer – Corporate Credit Card

Details of transactions made on the Chief Executive Officer's corporate credit card during September 2021 are provided below to ensure there is appropriate oversight and awareness.

Date	Payee	Description	\$ Amount
20/09/21	AUSTRALIAN INSTITUTE OF COMPANY DIRECTORS	SOUTH WEST DIRECTOR'S BRIEFING - THE BOARD'S ROLE IN WORKFORCE CULTURE. M.ARCHER*	\$60.00
22/09/21	MANTRA ON HAY	FOOD & ACCOMMODATION - ATTENDANCE AT 2021 LOCAL GOVT CONVENTION - Cr R.PAINE	\$581.00
30/09/21	LOCAL GOVERNMENT PROFESSIONALS AUST. WA	LOCAL GOVERNMENT PROFESSIONALS ANNUAL STATE CONFERENCE 2021. M.ARCHER*	\$1,200.00
		TOTAL	\$1,841.00

* Funding from CEO's professional development allowance under contract.

Statutory Environment

Section 6.4 of the Act and Regulation 34 of the Regulations detail the form and manner in which a local government is to prepare financial activity statements.

Relevant Plans and Policies

There are no relevant plans or policies to consider in relation to this matter.

Financial Implications

Any financial implications are detailed within the context of this report.

Stakeholder Consultation

No external stakeholder consultation was required or undertaken in relation to this matter.

Risk Assessment

An assessment of the potential implications of implementing the officer recommendation has been undertaken using the City's risk management framework, with risks assessed taking into account any controls already in place. No risks of a medium or greater level have been identified.

Options

The Statements of Financial Activity are presented in accordance with Section 6.4 of the Act and Regulation 34 of the Regulations and are to be received by Council. Council may wish to make additional resolutions as a result of having received these reports.

CONCLUSION

As at 30 September 2021, the City's net current position stands at \$48M. The City's financial performance is considered satisfactory, and cash reserves remain strong.

TIMELINE FOR IMPLEMENTATION OF OFFICER RECOMMENDATION

Not applicable.

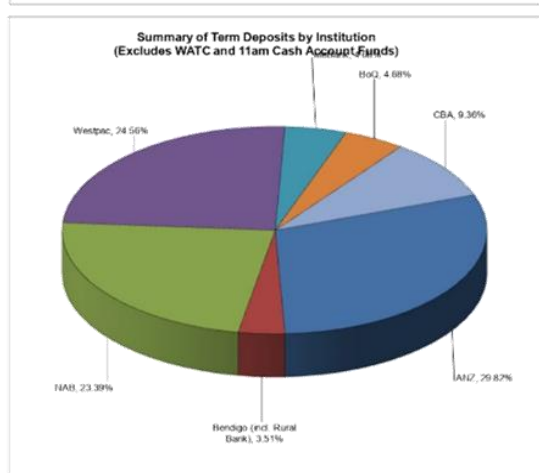
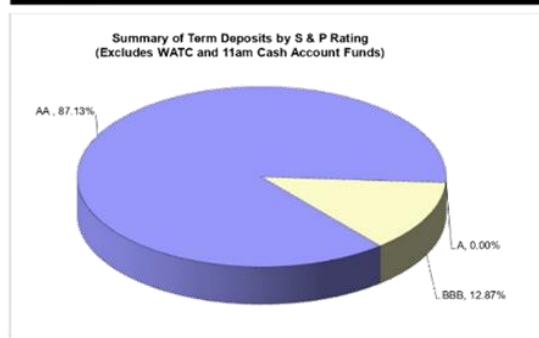


CITY OF BUSSETON - INVESTMENT PERFORMANCE REPORT
For the month of September 2021



11am Bank Account					
As at 30 September 2021					
INSTITUTION	RATE	AMOUNT			
ANZ 11am At Call Deposit	0.00%	\$ 6,500,000			
Term Deposits - Miscellaneous Funds					
As at 30 September 2021					
INSTITUTION	RATING	DAYS	MATURITY	RATE	AMOUNT
ANZ	AA	153	10-Oct-21	0.35%	\$ 3,000,000
Westpac	AA	153	22-Oct-21	0.25%	\$ 1,500,000
NAB	AA	120	04-Nov-21	0.28%	\$ 3,000,000
NAB	AA	150	19-Nov-21	0.29%	\$ 4,000,000
ANZ	AA	184	25-Nov-21	0.36%	\$ 2,000,000
Westpac	AA	153	06-Dec-21	0.23%	\$ 5,000,000
NAB	AA	181	06-Dec-21	0.29%	\$ 3,000,000
Westpac	AA	183	24-Dec-21	0.23%	\$ 3,000,000
ANZ	AA	183	24-Dec-21	0.35%	\$ 3,000,000
ANZ	AA	122	10-Jan-22	0.31%	\$ 2,000,000
ANZ	AA	153	26-Jan-22	0.32%	\$ 4,000,000
Westpac	AA	153	29-Jan-22	0.20%	\$ 4,000,000
NAB	AA	180	02-Feb-22	0.26%	\$ 4,000,000
ANZ	AA	184	10-Feb-22	0.34%	\$ 2,000,000
Westpac	AA	184	17-Feb-22	0.20%	\$ 1,500,000
NAB	AA	210	22-Feb-22	0.30%	\$ 4,000,000
Westpac	AA	215	24-Feb-22	0.24%	\$ 2,000,000
CBA	AA	153	28-Feb-22	0.33%	\$ 3,000,000
NAB	AA	180	02-Mar-22	0.25%	\$ 2,000,000
WBC	AA	181	10-Mar-22	0.20%	\$ 4,000,000
Bendigo	BBB	181	23-Mar-22	0.25%	\$ 3,000,000
MeBank	BBB	181	29-Mar-22	0.40%	\$ 2,000,000
MeBank	BBB	212	29-Apr-22	0.40%	\$ 2,000,000
BoQ	BBB	212	29-Apr-22	0.40%	\$ 2,000,000
ANZ	AA	304	14-May-22	0.40%	\$ 3,500,000
BoQ	BBB	242	29-May-22	0.40%	\$ 2,000,000
ANZ	AA	242	29-May-22	0.37%	\$ 2,000,000
ANZ	AA	273	29-Jun-22	0.39%	\$ 4,000,000
CBA	AA	365	29-Sep-22	0.41%	\$ 5,000,000
Total of Term Deposits					\$ 85,500,000
Weighted Average Annual Rate of Return					0.31%

Investment Graphs

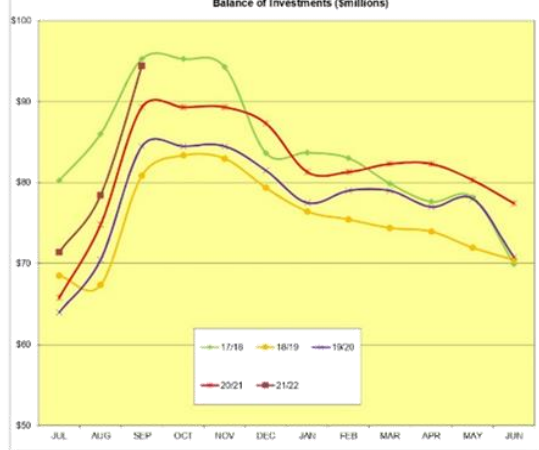


Airport Redevelopment Funds		
As at 30 September 2021		
WA Treasury Corp. - Overnight Cash Deposit Facility	0.05%	\$ 1,639,188
Total of Airport Redevelopment Funds - WATC		\$ 1,639,188

Total of Airport Redevelopment Funds - Bank Term Deposits					
Nil					
\$0					
ANZ Cash Account	AA	NA	NA	0.00%	\$ 784,422
Total of Airport Redevelopment Funds - Other					\$ 784,422
Total of Airport Redevelopment Funds					\$ 2,423,610
Interest Received 2015/16					\$ 609,666
Interest Received 2016/17					\$ 1,158,623
Interest Received 2017/18					\$ 631,835
Interest Received 2018/19					\$ 121,836
Interest Received 2019/20					\$ 43,093
Interest Received 2020/21					\$ 2,267
Interest Received 2021/22					\$ -
Interest Accrued but not yet Received					\$ 70
Total Interest Airport Funds (Non-Reserve) at month's end					\$ 2,567,389
Interest Transferred out and held in City Reserve Account 136					\$ 1,085,630
Interest Transferred out to Municipal Funds					\$ 24,235
Interest Earnt (incl. Accrued) on Funds Held in City Reserve A/c 136					\$ 79,439

(Note: Funds held with the WATC are in accordance with the Airport Redevelopment Funding Contract and the Foreshore Development Contract and are not held within the requirements of the City's Investment Policy 218)

Balance of Investments (\$millions)



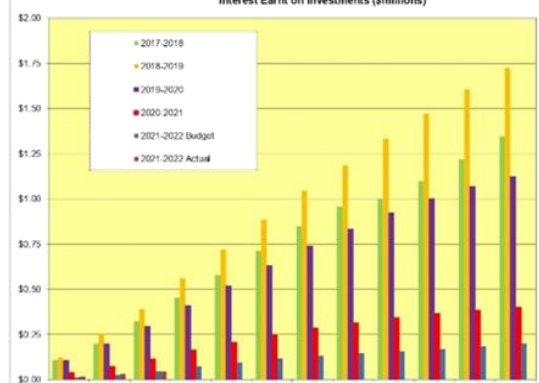
SUMMARY OF ALL INVESTMENTS HELD	As at 1 year ago	As at 30 June 2021	As at 30 September 2021
11am Bank Account	\$ 17,500,000	\$ 9,500,000	\$ 6,500,000
Term Deposits - Misc. Funds	\$ 54,500,000	\$ 65,500,000	\$ 85,500,000
Foreshore Development Funds - WATC	\$ -	\$ -	\$ -
Airport Redevelopment - WATC Deposits	\$ 1,637,660	\$ 1,639,048	\$ 1,639,188
Airport Redevelopment - Bank Term Deposit	\$ -	\$ -	\$ -
Airport Redevelopment - ANZ Cash A/c	\$ 1,158,221	\$ 784,422	\$ 784,422
Total of all Investments Held	\$ 74,795,881	\$ 77,423,471	\$ 94,423,610
TOTAL INTEREST RECEIVED AND ACCRUED	\$ 197,447	\$ 400,095	\$ 30,809
INTEREST BUDGET	\$ 157,135	\$ 652,934	\$ 26,148

(Note: Interest figures relate to City general funds only and does not include interest allocated to specific areas such as the Airport Redevelopment)

Statement of Compliance with Council's Investment Policy 218

- All funds are to be invested within legislative limits. **Fully Compliant**
- All individual funds held within the portfolio are not to exceed a set percentage of the total portfolio value. **Fully Compliant**
- The amount invested based upon the Fund's Rating is not to exceed the set percentages of the total portfolio. **Fully Compliant**
- The amount invested based upon the Investment Horizon is not to exceed the set percentages of the total portfolio. **Fully Compliant**

Interest Earnt on Investments (\$millions)



City of Busseton
Loan Schedule - as at 30 September 2021

Purpose	Loan Number	Institution	Budgeted Interest Rate	Actual Interest Rate	2021/22		Budget Principal 1 July 2021	2021/22		2021/22		2020/21		2020/21		2020/21		2020/21			
					Actual New Loans	Actual Principal Repayments		Budget New Loans	Budget Principal Repayments	Actual Principal outstanding 30 June 2022	Budget Principal Repayments	Actual Principal outstanding 30 June 2021	Budget Principal Repayments	Budget Principal outstanding 30 June 2021	Budget Principal Repayments						
			%	%	\$	\$	\$	\$	\$	\$	\$	\$	\$	\$	\$	\$	\$	\$	\$		
Council Loans																					
Administration																					
Civic and Administration Centre	207	WATC	4.51	4.51	190,470	150,746	13,369,907	-	(774,864)	12,595,043	(590,000)	14,110,787	-	(740,881)	13,369,907	(623,893)	14,110,787	-	(740,881)	13,369,907	(623,983)
Other Property and Services																					
Lot 40 Vasse Highway	210	WATC	3.61	3.61	-	7,671	850,000	-	-	850,000	(30,685)	850,000	-	-	850,000	(30,685)	850,000	-	-	850,000	(30,685)
Recreation and Culture																					
Geothermal Heating GLC	202	WATC	3.98	3.98	15,014	1,238	124,379	-	(60,958)	63,421	(4,048)	182,970	-	(58,591)	124,379	(6,409)	182,970	-	(58,591)	124,379	(6,415)
Busseton Foreshore	204	WATC	4.36	4.36	17,795	7,379	677,015	-	(72,352)	604,663	(28,346)	746,297	-	(69,282)	677,015	(31,408)	746,297	-	(69,282)	677,015	(31,416)
GLC Extensions	205	WATC	3.92	3.92	32,505	4,035	411,782	-	(131,942)	279,840	(14,218)	538,676	-	(126,894)	411,782	(19,252)	538,676	-	(126,894)	411,782	(19,266)
Busseton Foreshore	209	WATC	3.45	3.45	135,627	32,138	3,610,993	-	(549,793)	3,061,200	(121,266)	4,141,640	-	(530,648)	3,610,993	(140,359)	4,141,640	-	(530,648)	3,610,993	(140,411)
Busseton Foreshore	211	WATC	2.55	2.55	95,088	8,847	1,387,820	-	(384,003)	1,003,817	(31,737)	1,762,184	-	(374,365)	1,387,820	(39,766)	1,762,184	-	(374,365)	1,387,820	(41,375)
Busseton Foreshore Jetty Precinct	215	WATC	3.25	3.25	-	-	1,832,659	-	(237,180)	1,595,480	(57,650)	2,062,315	-	(229,656)	1,832,659	(63,849)	2,062,315	-	(229,656)	1,832,659	(65,174)
Tennis Club Facility	216	WATC	3.25	3.25	-	-	2,015,925	-	(280,898)	1,735,027	(63,415)	2,268,547	-	(252,621)	2,015,925	(70,234)	2,268,547	-	(252,621)	2,015,925	(71,692)
Lot 10 Commonage Road	217	WATC	3.25	3.25	-	-	1,172,902	-	(151,795)	1,021,107	(36,896)	1,319,882	-	(146,980)	1,172,902	(40,863)	1,319,882	-	(146,980)	1,172,902	(41,712)
Busseton Tennis Club	218	WATC	2.21	2.21	29,364	5,662	1,024,747	-	(118,433)	906,314	(21,670)	1,140,599	-	(115,851)	1,024,747	(24,245)	1,140,599	-	(115,851)	1,024,747	(24,252)
Performing Arts / Convention Centre	New	WATC	2.02	-	-	-	5,000,000	(143,468)	4,856,532	(50,139)	-	-	-	-	-	-	7,500,000	(150,184)	7,349,816	(82,088)	
Performing Arts / Convention Centre	New	WATC	1.46	-	-	-	5,000,000	(467,852)	4,532,148	(70,446)	-	-	-	-	-	-	-	-	-	-	
Transport																					
Land Acquisition for Parking	203	WATC	4.19	4.19	40,142	420	40,142	-	(40,142)	-	(420)	196,591	-	(156,449)	40,142	(5,782)	196,591	-	(156,449)	40,142	(5,800)
Airport Jet A1 Installation	206	WATC	3.92	3.92	9,481	1,177	120,103	-	(38,483)	81,620	(4,147)	157,114	-	(37,011)	120,103	(5,615)	157,114	-	(37,011)	120,103	(5,619)
Airport Freight Hub Stage 1	219	WATC	2.21	2.21	34,767	6,703	1,213,301	-	(140,225)	1,073,076	(25,657)	1,350,469	-	(137,168)	1,213,301	(28,706)	1,350,469	-	(137,168)	1,213,301	(28,714)
					600,252	226,017	27,851,675	10,000,000	(3,572,388)	34,279,287	(1,150,740)	30,828,071	-	(2,976,396)	27,851,675	(1,131,066)	30,828,071	7,500,000	(3,126,580)	35,201,491	(1,218,601)
Self-Supporting Loans																					
Recreation and Culture																					
Busseton Bowling Club	199	WATC	5.98	5.98	-	-	-	-	-	-	-	10,108	-	(10,108)	-	(226)	10,108	-	(10,108)	-	(227)
Busseton Football and Sportsman's Club	208	WATC	2.93	2.93	754	93	12,756	-	(3,051)	9,705	(340)	15,718	-	(2,963)	12,756	(428)	15,718	-	(2,963)	12,756	(428)
Dunsborough and Districts Country Club	212	WATC	3.04	3.04	-	-	72,479	-	(11,187)	61,291	(2,119)	83,333	-	(10,855)	72,479	(2,398)	83,333	-	(10,855)	72,479	(2,451)
Geographe Bay Yacht Club	213	WATC	3.04	3.04	-	-	63,578	-	(9,813)	53,764	(1,859)	73,099	-	(9,522)	63,578	(2,103)	73,099	-	(9,522)	63,578	(2,150)
Dunsborough and Districts Country Club	214	WATC	3.19	3.19	5,265	1,202	75,390	-	(10,613)	64,777	(2,321)	85,673	-	(10,283)	75,390	(2,567)	85,673	-	(10,283)	75,390	(2,652)
Busseton Tennis Club	220	WATC	1.37	1.37	1,744	190	37,900	-	(7,011)	30,889	(483)	44,816	-	(6,916)	37,900	(578)	44,816	-	(6,916)	37,900	(579)
Busseton Hockey Club Stadium	221	WATC	1.31	1.31	1,070	134	40,819	-	(4,302)	36,517	(514)	45,000	-	(4,181)	40,819	(570)	45,000	-	(4,181)	40,819	(634)
Busseton Golf Club	222	WATC	1.45	1.45	2,560	525	110,000	-	(10,297)	99,703	(1,666)	-	110,000	-	(130)	-	-	-	-	-	-
Community Groups 21/22 S200K	New	WATC	2.77	-	-	-	200,000	-	(9,215)	190,785	(1,680)	-	-	-	-	-	200,000	(9,215)	190,785	(1,680)	
Economic Services																					
Geographe Bay Tourism Association	201	WATC	4.76	4.76	3,100	37	3,100	-	(3,100)	-	(37)	15,140	-	(12,039)	3,100	(506)	15,140	-	(12,039)	3,100	(506)
MRBTA - Ancient Lands Discovery Park	New	WATC	2.77	-	-	-	1,250,000	-	(23,576)	1,226,424	(17,231)	-	-	-	-	-	-	-	-	-	
Jetty AUDC	New	WATC	2.77	-	-	-	4,000,000	-	(174,868)	3,825,132	(54,797)	-	-	-	-	-	-	-	-	-	
					14,493	2,121	416,021	5,450,000	(267,033)	5,598,988	(83,048)	372,887	110,000	(66,867)	416,021	(9,506)	372,887	200,000	(76,082)	496,807	(11,310)
Total - Council and Self-supporting Loans					614,745	228,139	28,267,696	15,450,000	(3,839,421)	39,878,275	(1,233,787)	31,200,958	110,000	(3,043,263)	28,267,696	(1,140,571)	31,200,958	7,700,000	(3,202,662)	35,698,298	(1,229,911)

City of Busselton

Statement of Financial Activity

Year to Date As At 30 September 2021

	2021/2022 Actual YTD	2021/2022 Amended Budget YTD	2021/2022 Original Budget YTD	2021/2022 Amended Budget	2021/2022 Original Budget	2021/22 YTD Bud (A) Variance
	\$	\$	\$	\$	\$	%
Revenue from Ordinary Activities						
Rates	54,498,299	54,306,294	54,306,294	54,933,780	54,933,780	0.35%
Operating Grants, Subsidies and Contributions	908,226	980,088	980,088	4,730,088	4,730,088	-7.33%
Fees & Charges	9,681,262	9,559,072	9,516,499	18,102,218	18,102,218	1.28%
Other Revenue	153,615	31,375	31,375	414,950	414,950	389.61%
Interest Earnings	312,828	149,280	149,280	609,250	609,250	109.56%
	65,554,229	65,026,109	64,983,536	78,790,286	78,790,286	0.81%
Expenses from Ordinary Activities						
Employee Costs	(7,806,747)	(8,298,174)	(8,288,181)	(34,562,209)	(34,562,209)	5.92%
Materials & Contracts	(2,967,723)	(4,211,840)	(4,266,623)	(20,245,296)	(20,245,296)	29.54%
Utilities (Gas, Electricity, Water etc)	(525,735)	(582,775)	(582,775)	(2,774,773)	(2,774,773)	9.79%
Depreciation on non current assets	(6,187,737)	(6,322,994)	(6,322,994)	(24,957,238)	(24,957,238)	2.14%
Insurance Expenses	(413,372)	(440,735)	(440,735)	(777,707)	(777,707)	6.21%
Other Expenditure	(650,103)	(1,565,260)	(1,573,593)	(9,685,100)	(9,685,100)	58.47%
Allocations	47,170	254,710	254,710	2,167,220	2,167,220	81.48%
	(18,504,247)	(21,167,068)	(21,220,191)	(90,835,103)	(90,835,103)	12.58%
Borrowings Cost Expense						
Interest Expenses	(243,844)	(263,234)	(263,234)	(1,262,247)	(1,262,247)	7.37%
	(243,844)	(263,234)	(263,234)	(1,262,247)	(1,262,247)	7.37%
Non-Operating Grants, Subsidies and Contributions	703,230	6,105,480	6,105,480	34,850,687	34,846,780	-88.48%
Profit on Asset Disposals	0	7,000	7,000	46,714	46,714	-100.00%
Loss on Asset Disposals	0	(26,819)	(26,819)	(65,149)	(65,149)	100.00%
	703,230	6,085,661	6,085,661	34,832,252	34,828,345	-88.44%
Net Result	47,509,368	49,681,468	49,585,772	21,525,188	21,521,281	-4.37%
Adjustments for Non-cash Revenue & Expenditure						
Depreciation	6,187,737	6,322,994	6,322,994	24,957,238	24,957,238	
Donated Assets	0	0	0	(5,600,000)	(5,600,000)	
(Profit)/Loss on Sale of Assets	0	19,819	19,819	18,435	18,435	
Allocations & Other Adjustments	(221,232)	0	0	0	0	
Deferred Pensioner Movements (Non-current)	12,118	0	0	0	0	
Recording of Employee Benefit Provisions (NC)	0	0	0	0	0	
Deposit & Bonds Movements (cash backed NC)	267,494	0	0	0	0	
Future Obligations Net Movements (NC)	1,642,342	181,932	181,932	(3,055,520)	(3,008,812)	
Capital Revenue & (Expenditure)						
Land & Buildings	(148,069)	(5,598,429)	(5,598,429)	(22,802,632)	(22,838,597)	97.36%
Plant & Equipment	(452,278)	(138,000)	(138,000)	(2,870,000)	(2,870,000)	-227.74%
Furniture & Equipment	(82,777)	(295,950)	(295,950)	(828,800)	(828,800)	72.03%
Infrastructure	(2,877,830)	(8,988,375)	(8,983,759)	(38,537,750)	(38,334,501)	67.98%
Right of Use Assets						
Proceeds from Sale of Assets	0	71,500	71,500	776,071	776,071	-100.00%
Proceeds from New Loans	0	0	0	15,450,000	15,450,000	0.00%
Self Supporting Loans - Repayment of Principal	10,109	14,492	14,492	267,033	267,033	-30.25%
Total Loan Repayments - Principal	(614,430)	(731,069)	(731,069)	(3,839,418)	(3,839,418)	15.95%
Repayment Capital Lease	(219,662)	(242,217)	(242,217)	(489,199)	(489,199)	9.31%
Advances to Community Groups	0	0	0	(5,450,000)	(5,450,000)	0.00%
Transfer to Restricted Assets	(2,669,786)	0	0	(21,740)	(21,740)	-100.00%
Transfer from Restricted Assets	894,473	0	0	1,735,682	1,688,974	100.00%
Transfer to Reserves	(5,402,767)	(5,443,149)	(5,443,149)	(22,109,232)	(22,109,232)	0.74%
Transfer from Reserves	1,727,316	1,727,318	1,727,318	39,544,446	39,381,069	0.00%
Opening Funds Surplus/ (Deficit)	2,448,380	2,448,380	2,448,380	2,448,380	2,448,380	
Net Current Position - Surplus / (Deficit)	48,010,505	39,030,714	38,939,635	1,118,182	1,118,182	

City of Busselton

Net Current Position

Year to Date As At 30 September 2021

	2021/22 Actual	2021/22 Amended Budget	2021/22 Original Budget	2020/21 Actual
	\$	\$	\$	\$
<u>NET CURRENT ASSETS</u>				
<u>CURRENT ASSETS</u>				
Cash - Unrestricted	23,378,345	4,167,819	4,167,819	5,498,018
Cash - Restricted	79,110,202	54,510,283	54,720,367	73,659,438
Sundry Debtors	917,070	2,263,362	2,263,362	2,229,605
Rates Outstanding - General	26,214,252	586,388	586,388	586,388
Stock on Hand	930,531	900,000	900,000	936,902
	<u>130,550,400</u>	<u>62,427,852</u>	<u>62,637,936</u>	<u>82,910,351</u>
<u>LESS: CURRENT LIABILITIES</u>				
Bank Overdraft	0	0	0	0
Sundry Creditors	3,429,693	6,799,387	6,799,387	6,802,533
Obligations Liability (C)	0	4,000,000	4,000,000	3,736,544
Performance Bonds	3,691,976	3,424,482	3,424,482	3,424,482
	<u>7,121,669</u>	<u>14,223,869</u>	<u>14,223,869</u>	<u>13,963,559</u>
Current Position (inclusive of Restricted Funds)	123,428,731	48,203,983	48,414,067	68,946,792
Add: Cash Backed Obligations Liability (C)	0	4,000,000	4,000,000	3,736,544
Add: Cash Backed Liabilities (Deposits & Bonds)	3,691,976	3,424,482	3,424,482	3,424,482
Less: Cash - Restricted Funds	(79,110,202)	(54,510,283)	(54,720,367)	(73,659,438)
NET CURRENT ASSET POSITION	<u><u>48,010,505</u></u>	<u><u>1,118,182</u></u>	<u><u>1,118,182</u></u>	<u><u>2,448,380</u></u>

City of Busselton
Capital Construction & Acquisition Report
Property, Plant & Equipment, Infrastructure
Year to date as at 30 September 2021

Description	2020/21 Actual	2020/21 Amended Budget YTD	2020/21 Original Budget YTD	2020/21 Amended Budget	2020/21 Original Budget	2020/21 Budget YTD Variance
	\$	\$	\$	\$	\$	%
>> Property, Plant & Equipment						
Land						
10610 Property Services Administration	2,599	12,501	12,501	50,000	50,000	-79.21%
	2,599	12,501	12,501	50,000	50,000	-79.21%
Buildings						
Major Projects						
Major Project - Dunsborough Foreshore						
B9614 Dunsborough Lakes Sporting Precinct-Pavilion/Changeroom Fac.	0	75,000	75,000	1,300,000	1,300,000	-100.00%
	0	75,000	75,000	1,300,000	1,300,000	-100.00%
Major Project - Administration Building						
B9012 Civic and Administration Building Replacement of Cladding	161	0	0	500,000	500,000	0.00%
	161	0	0	500,000	500,000	0.00%
Buildings (Other)						
B9200 Mosquito Control Storage Shed	1,210	0	0	95,000	95,000	0.00%
B9300 Aged Housing Capital Improvements - Winderlup	1,870	20,300	20,300	81,200	81,200	-90.79%
B9301 Aged Housing Capital Improvements - Harris Road	0	18,250	18,250	73,000	73,000	-100.00%
B9302 Aged Housing Capital Improvements - Winderlup Court (City)	0	53,600	53,600	81,600	81,600	-100.00%
B9407 Busselton Senior Citizens	0	111,750	111,750	111,750	111,750	-100.00%
B9538 Weld Theatre	0	0	0	130,000	130,000	0.00%
B9556 NCC Upgrade	(495)	0	0	0	0	0.00%
B9591 Performing Arts Convention Centre	10,861	4,604,798	4,604,798	18,420,297	18,420,297	-99.76%
B9596 GLC Building Improvements	32,213	71,284	71,284	285,150	285,150	-54.81%
B9605 Energy Efficiency Initiatives (Various Buildings)	78,162	111,580	111,580	187,100	187,100	-29.95%
B9608 Demolition Allocation (Various Buildings)	0	0	0	25,000	25,000	0.00%
B9610 Old Butter Factory	0	0	0	6,000	6,000	0.00%
B9611 Smiths Beach New Public Toilet	0	250,000	250,000	250,000	250,000	-100.00%
B9612 Churchill Park Renew Sports Lights	7,160	212,850	212,850	212,850	212,850	-96.64%
B9613 GLC CCTV Installation	0	0	0	50,000	50,000	0.00%
B9615 Naturaliste Community Centre AMP	0	0	0	72,000	72,000	0.00%
B9616 Buildings Asset Management Plan High Use Allocation	6,975	0	0	150,000	150,000	0.00%
B9617 Buildings AMP Renewal Allocation - Meelup Ablution	1,088	0	0	200,000	200,000	0.00%
B9619 Railway House Public Ablution Improvements	273	4,666	4,666	14,000	14,000	-94.15%
B9620 YCAB/ SLSC Improvements	1,075	0	0	19,000	19,000	0.00%
B9621 Bovell Construction of Changerooms	0	0	0	90,000	90,000	0.00%
B9622 Dunsborough Youth Centre Building Construction	604	0	0	80,000	80,000	0.00%
B9711 Busselton Airport - Building	0	12,200	12,200	12,200	12,200	-100.00%
B9717 Airport Construction, Existing Terminal Upgrade	0	39,650	39,650	46,485	82,450	-100.00%
B9720 BMRA Hangars	0	0	0	210,000	210,000	0.00%
B9808 Busselton Jetty Tourist Park Upgrade	4,314	0	0	50,000	50,000	0.00%
	145,309	5,510,928	5,510,928	20,952,632	20,988,597	-97.36%
Total Buildings	145,470	5,585,928	5,585,928	22,752,632	22,788,597	-97.40%
Plant & Equipment						
10250 Information & Communication Technology Services	0	0	0	40,000	40,000	0.00%
10372 Dunsborough Cemetery	0	20,000	20,000	20,000	20,000	-100.00%
10380 Busselton Library	0	0	0	40,000	40,000	0.00%
10540 Recreation Administration	0	40,000	40,000	40,000	40,000	-100.00%
10610 Property Services Administration	0	0	0	35,000	35,000	0.00%
10630 Economic and Business Development Administration	0	0	0	75,000	75,000	0.00%
10810 Statutory Planning	0	0	0	35,000	35,000	0.00%
10830 Environmental Management Administration	0	0	0	35,000	35,000	0.00%
10920 Environmental Health Services Administration	0	0	0	40,000	40,000	0.00%
10950 Animal Control	0	0	0	50,000	50,000	0.00%
11000 Engineering & Works Services Support	0	0	0	50,000	50,000	0.00%
11101 Engineering Services Administration	0	0	0	35,000	35,000	0.00%
11107 Engineering Services Design	0	70,000	70,000	185,000	185,000	-100.00%
11151 Airport Operations	0	0	0	15,000	15,000	0.00%
11401 Transport - Workshop	0	0	0	10,000	10,000	0.00%
11402 Plant Purchases (P10)	420,639	8,000	8,000	896,000	896,000	5157.99%
11403 Plant Purchases (P11)	31,639	0	0	579,000	579,000	0.00%
11404 Plant Purchases (P12)	0	0	0	515,000	515,000	0.00%
11407 P&E - P&G Smart Technologies	0	0	0	100,000	100,000	0.00%
11500 Operations Services Administration	0	0	0	75,000	75,000	0.00%
	452,278	138,000	138,000	2,870,000	2,870,000	227.74%
Furniture & Office Equipment						
10250 Information & Communication Technology Services	56,790	0	0	441,800	441,800	0.00%
10380 Busselton Library	25,987	21,150	21,150	21,150	21,150	22.87%
10558 Events	0	200,000	200,000	200,000	200,000	-100.00%

City of Busselton
Capital Construction & Acquisition Report
Property, Plant & Equipment, Infrastructure
Year to date as at 30 September 2021

Description	2020/21 Actual	2020/21 Amended Budget YTD	2020/21 Original Budget YTD	2020/21 Amended Budget	2020/21 Original Budget	2020/21 Budget YTD Variance
10590 Naturaliste Community Centre	0	34,950	34,950	60,000	60,000	-100.00%
10591 Geographe Leisure Centre	0	0	0	30,000	30,000	0.00%
10625 Art Geo Administration	0	0	0	10,000	10,000	0.00%
10900 Cultural Planning	0	13,400	13,400	25,400	25,400	-100.00%
B1000 Administration Building- 2-16 Southern Drive	0	0	0	14,000	14,000	0.00%
B1350 Churchill Park- Other Buildings	0	26,450	26,450	26,450	26,450	-100.00%
	82,777	295,950	295,950	828,800	828,800	-72.03%
Sub-Total Property, Plant & Equipment	683,124	6,032,379	6,032,379	26,501,432	26,537,397	-88.68%

>> **Infrastructure**

Roads

S0026 Payne Road	0	7,500	7,500	30,000	30,000	-100.00%
S0048 Bussell Highway	337,699	335,325	335,325	1,197,100	1,197,100	0.71%
S0070 Peel & Queen Street Roundabout Service Relocation	(4,053)	610,500	610,500	610,500	610,500	-100.66%
S0072 Kaloorup Road - Reconstruct and Seal Shoulders	0	97,725	97,725	130,300	130,300	-100.00%
S0075 Local Road and Community Infrastructure Program	(18,718)	0	0	0	0	0.00%
S0076 Kaloorup Road (Stage 1)	93,981	138,050	138,050	979,550	979,550	-31.92%
S0077 Ludlow-Hithergreen Stage 2 Reconstruct & Widen	0	0	0	360,000	360,000	0.00%
S0078 Sugarloaf Road	7,995	301,500	301,500	1,206,000	1,206,000	-97.35%
S0321 Yoongarillup Road - Second Coat Seal	0	0	0	100,000	100,000	0.00%
S0329 Georgette Street Reconstruction	(3,658)	0	0	0	0	0.00%
S0330 Hakea Way Asphalt Overlay	(3,088)	0	0	0	0	0.00%
S0331 Barracks Drive Spray Seal	0	0	0	130,980	130,980	0.00%
S0332 Inlet Drive Spray Seal	0	0	0	47,000	47,000	0.00%
S0333 Chapman Crescent Spray Seal	0	0	0	78,000	78,000	0.00%
S0334 Chapman Hill Road	65	374,000	374,000	1,496,000	1,496,000	-99.98%
S0335 Kaloorup Road	0	120,475	120,475	481,900	481,900	-100.00%
S0336 Wildwood Road	0	468,875	468,875	1,875,500	1,875,500	-100.00%
T0020 Capel Tutunup Road	16,205	0	0	0	0	0.00%
V0007 Causeway Road - Molloy Street Intersection	2,400	0	0	375,000	375,000	0.00%
W0067 Ford Road Reconstruct and Asphalt Overlay	40,169	0	0	0	0	0.00%
W0070 Geographe Bay Road - Gifford Road to Elmore Road	185	0	0	0	0	0.00%
W0075 Ludlow Hithergreen Road	1,902	0	0	57,000	57,000	0.00%
W0114 Wonnerup South Road	0	0	0	70,000	70,000	0.00%
W0121 Geographe Bay Road Quindalup	(10,556)	0	0	0	0	0.00%
W0246 Barnard Park East Foreshore Stage 2 Capital Works	140	200,000	200,000	403,000	403,000	-99.93%
W0254 Bird Crescent Asphalt Overlay	(9,402)	0	0	0	0	0.00%
W0258 Jingarie Place Reconstruction	(23,495)	0	0	0	0	0.00%
W0264 Caves Road - Median Crossing	0	20,350	20,350	20,350	20,350	-100.00%
W0265 Seascape Rise - Road Safety Upgrade	0	0	0	236,000	236,000	0.00%
W0266 Layman Road Pull Over Bay	(6,318)	0	0	0	0	0.00%
W0267 Road Safety Signage Infrastructure	0	30,250	30,250	30,250	30,250	-100.00%
W0268 Boallia Road Reconstruct and Widen	5,572	0	0	804,000	804,000	0.00%
W0269 Dunsborough Lakes Drive Asphalt Overlay	109	0	0	130,000	130,000	0.00%
W0270 Geographe Bay Road (Mann Street End) Asphalt Overlay	908	0	0	259,000	259,000	0.00%
W0271 Gifford Road Reconstruction	4,908	0	0	334,000	334,000	0.00%
W0273 Monaghans Way Asphalt Overlay	0	0	0	124,500	124,500	0.00%
W0274 Rendezvous Road Spray Seals	8,606	0	0	565,000	565,000	0.00%
W0275 Sayers Street Asphalt Overlay	0	0	0	43,500	43,500	0.00%
W0276 Cape Naturaliste Road - School Warden Crossing Upgrade	638	0	0	60,000	60,000	0.00%
W0277 Commonage & Hayes Road Intersection Safety works	0	0	0	41,000	41,000	0.00%
W0278 Florence Road Resheet	0	0	0	10,000	10,000	0.00%
W0279 Hanaby Road Resheet	0	0	0	26,200	26,200	0.00%
W0280 Jacka Road Resheet	0	0	0	20,000	20,000	0.00%
W0281 Williamson Road Resheet	0	0	0	33,000	33,000	0.00%
W0282 Wilyabrup Road Resheet	0	0	0	79,000	79,000	0.00%
W0284 Haag Road Resheet	920	0	0	79,800	79,800	0.00%
W0285 Peel Terrace Butter Factory Pedestrian Refuge Construction	434	0	0	0	0	0.00%
	443,548	2,704,550	2,704,550	12,523,430	12,523,430	-83.60%

Bridges

A0006 Roy Road - Bridge Construction - Bridge 3373A	0	0	0	87,000	87,000	0.00%
A0008 Layman Road Bridge - 3438	0	0	0	234,000	234,000	0.00%
A0014 Bussell Highway - 0241	0	744,000	744,000	744,000	744,000	-100.00%
A0022 Yallingup Beach Road Bridge - 3347	0	700,000	700,000	700,000	700,000	-100.00%
A0023 Kaloorup Road Bridge - 3381	0	0	0	975,000	975,000	0.00%
A0024 Boallia Road Bridge - 4854	0	0	0	1,009,000	1,009,000	0.00%
A0025 Tuart Drive Bridge 0238	0	0	0	3,010,989	3,010,989	0.00%
A0026 Gale Road Bridge 3408A	0	0	0	90,000	90,000	0.00%
A0200 Donated Bridges	698,230	0	0	0	0	0.00%
	698,230	1,444,000	1,444,000	6,849,989	6,849,989	-51.65%

Car Parks

C0043 Administration Building Carpark	23,263	33,000	33,000	33,000	33,000	-29.51%
---------------------------------------	--------	--------	--------	--------	--------	---------

City of Busselton
Capital Construction & Acquisition Report
Property, Plant & Equipment, Infrastructure
Year to date as at 30 September 2021

Description	2020/21 Actual	2020/21 Amended Budget YTD	2020/21 Original Budget YTD	2020/21 Amended Budget	2020/21 Original Budget	2020/21 Budget YTD Variance
C0044 Meelup Coastal Nodes - Carpark upgrade	(2,752)	0	0	0	0	0.00%
C0047 Dunsborough Town Centre Carparking	0	0	0	240,000	240,000	0.00%
C0050 Forth Street Groyne Carpark - Formalise and Seal	7,311	53,450	53,450	53,450	53,450	-86.32%
C0053 Car Parking - Rear of Hotel Site 1	19,913	33,850	33,850	33,850	33,850	-41.17%
C0054 Barnard East Car Parking	48,828	104,950	104,950	104,950	104,950	-53.48%
C0055 Barnard Park East Foreshore Car Parking	(2,270)	146,175	146,175	292,350	292,350	-101.55%
C0056 Hotel Site 2 Carpark	720	0	0	230,000	230,000	0.00%
C0064 Dunsborough Lakes Sporting Precinct (Stage 1) - Carparking,	0	400,002	400,002	800,000	800,000	-100.00%
C0065 Meelup Coastal Parking & Landscaping	427	0	0	173,000	173,000	0.00%
C0311 Stinger Control	0	15,000	15,000	45,000	45,000	-100.00%
	95,440	786,427	786,427	2,005,600	2,005,600	-87.86%
Footpath and Cycleways						
F0067 Beach Road Dunsborough Footpath	9,041	0	0	0	0	0.00%
F0089 Barnard East Footpaths	0	89,050	89,050	89,050	89,050	-100.00%
F0090 DAIP - Disability Access	0	0	0	17,000	17,000	0.00%
F0094 Georgette Street	(8,782)	12,950	12,950	12,950	12,950	-167.81%
F0096 Stanley Place	(23,238)	0	0	0	0	0.00%
F0098 Dunsborough Centennial Park Project	0	0	0	100,000	100,000	0.00%
F0100 Busselton Foreshore Improvements	1,154	39,650	39,650	39,650	39,650	-97.09%
F0102 Busselton CBD Footpath Renewal	34,138	0	0	500,000	500,000	0.00%
F0103 Carey Street Footpath Construction	0	0	0	220,000	220,000	0.00%
F0105 End of Trip Footpath Construction	0	0	0	10,000	10,000	0.00%
F0106 Wayfinding Signage - Footpath & Cycleways	0	0	0	12,000	12,000	0.00%
F0107 Arnup Drive Footpath Construction	0	0	0	70,000	70,000	0.00%
F0108 Backhouse / Falkingham Footpath Construction	0	0	0	8,000	8,000	0.00%
F0109 Joseph Drive Footpath Construction	0	0	0	20,000	20,000	0.00%
F0110 Sloan Drive Footpath	0	0	0	94,500	94,500	0.00%
F0111 Cook Street Footpath	0	0	0	33,250	33,250	0.00%
F0112 Causeway Road Shared Path	0	0	0	197,000	197,000	0.00%
F1022 Buayanup Drain Shared Path	276,433	390,600	390,600	520,800	520,800	-29.23%
	288,746	532,250	532,250	1,944,200	1,944,200	-45.75%
Parks, Gardens and Reserves						
Busselton Jetty						
C3497 Busselton Jetty - Capital Expenditure	13,970	136,262	136,262	817,550	817,550	-89.75%
	13,970	136,262	136,262	817,550	817,550	-89.75%
Coastal & Boating						
C2512 Sand Re-Nourishment	34,096	40,000	40,000	100,000	100,000	-14.76%
C1511 RBFS Various Grant Applications	0	0	0	31,800	31,800	0.00%
C2530 Coastal Structures (West Busselton Seawall - Stage 2)	2,700	0	0	410,000	410,000	0.00%
C2532 Coastal Adaptation: Mitigation of Coastal Flooding (Drain M)	0	0	0	200,000	200,000	0.00%
C2533 Coastal Adaptation: Forth St (Stage 2)	6,761	0	0	430,000	430,000	0.00%
	43,557	40,000	40,000	1,171,800	1,171,800	8.89%
Waste Services						
C2006 Depot Washdown Facility Upgrades	0	82,500	82,500	82,500	82,500	-100.00%
C3474 Regional Waste Hub Development	0	0	0	50,000	50,000	0.00%
C3479 Vidler Road Waste Site Capital Improvements	0	15,000	15,000	50,000	50,000	-100.00%
C3481 Transfer Station Development	9,264	25,000	25,000	200,000	200,000	-62.94%
C3485 Site Rehabilitation - Busselton	908	0	0	0	0	0.00%
C3489 Liquid Waste Pond Renewal Works	0	80,000	80,000	410,000	410,000	-100.00%
C3491 Busselton Landfill Post-closure Capping, Rehab & Remediation	531	250,000	250,000	1,000,000	1,000,000	-99.79%
C3492 City Lined Landfill Stage 2 - Preliminary Works	0	0	0	500,000	500,000	0.00%
	10,703	452,500	452,500	2,292,500	2,292,500	-97.63%
Townscape & Vasse River						
C1006 Townscape Street Furniture Replacement - Dunsborough	0	0	0	15,000	15,000	0.00%
C1012 Townscape Street Furniture Replacement - Busselton	0	0	0	10,000	10,000	0.00%
C1026 Townscape Works Dunsborough	4,765	29,100	29,100	1,057,567	1,057,567	-83.63%
C3166 Vasse River Foreshore - Bridge to Bridge	1,320	0	0	28,000	28,000	0.00%
C3238 Vasse River - General Upgrade	0	7,123	7,123	28,500	28,500	-100.00%
C3243 Vasse River - Ongoing Restoration of River Habitat	0	0	0	640,000	640,000	0.00%
	6,085	36,223	36,223	1,779,067	1,779,067	-83.20%
Other P&G Infrastructure						
C1605 Busselton Cemetery Infrastructure Upgrades	1,840	0	0	40,000	40,000	0.00%
C1609 Pioneer Cemetery - Implement Conservation Plan	1,423	2,725	2,725	20,000	20,000	-47.78%
C1610 Dunsborough Cemetery	0	0	0	20,300	20,300	0.00%
C1752 Beach Access Improvements	0	0	0	40,000	40,000	0.00%
C1753 Eagle Bay Viewing Platform	0	71,588	71,588	95,450	95,450	-100.00%
C3006 Playgrounds General - Replacement of playground equipment	0	0	0	25,000	25,000	0.00%
C3007 Park Furniture Replacement - Replace aged & unsafe Equip	353	6,250	6,250	25,000	25,000	-94.36%
C3046 Dunsborough - BMX / Skatebowl	0	0	0	10,000	10,000	0.00%
C3048 BBQ Placement and Replacement	8,993	2,500	2,500	10,000	10,000	259.73%
C3116 Dawson Park (Mcintyre St Pos)	0	0	0	182,200	182,200	0.00%
C3122 Rails to Trails - Continuation of Implementation Plan	96	25,000	25,000	100,000	100,000	-99.62%
C3145 Churchill Park	30	0	0	0	0	0.00%
C3177 Shade Sail Program	0	0	0	100,000	100,000	0.00%

City of Busselton
Capital Construction & Acquisition Report
Property, Plant & Equipment, Infrastructure
Year to date as at 30 September 2021

Description	2020/21 Actual	2020/21 Amended Budget YTD	2020/21 Original Budget YTD	2020/21 Amended Budget	2020/21 Original Budget	2020/21 Budget YTD Variance
C3189 Barnard East Conservation Area	503	7,500	7,500	30,000	30,000	-93.30%
C3193 Cricket Wicket Renewal	0	0	0	15,000	15,000	0.00%
C3198 Vasse SAR Area General Improvements to the Area	(1,545)	26,020	26,020	65,000	65,000	-105.94%
C3200 Provence SAR Area General Improvements to the Area	6,797	0	0	80,000	80,000	0.00%
C3202 Port Geographe Street Light Replacement	13,680	21,550	21,550	21,550	21,550	-36.52%
C3203 Port Geographe General Improvements/ Foreshore	1,272	12,719	12,719	50,875	50,875	-90.00%
C3207 Barnard East Underground Power	27,890	158,300	158,300	158,300	158,300	-82.38%
C3208 Barnard East Landscaping	0	150	150	150	150	-100.00%
C3210 McBride Park - POS Upgrade	0	0	0	1,850	1,850	0.00%
C3211 Tulloh St (Geographe Bay Road) - POS Upgrade	0	0	0	88,250	88,250	0.00%
C3213 Cabarita Road - POS Upgrade	0	0	0	28,150	28,150	0.00%
C3214 Kingsford Road - POS Upgrade	0	0	0	181,450	181,450	0.00%
C3215 Monash Way - POS Upgrade	0	0	0	161,850	161,850	0.00%
C3216 Wagon Road - POS Upgrade	0	0	0	161,650	161,650	0.00%
C3217 Limestone Quarry - POS Upgrade	0	0	0	161,650	161,650	0.00%
C3218 Dolphin Road - POS Upgrade	217	0	0	86,100	86,100	0.00%
C3219 Kingfish/ Costello - POS Upgrade	0	0	0	86,300	86,300	0.00%
C3220 Quindalup Old Tennis Courts Site - POS Upgrade	0	0	0	48,700	48,700	0.00%
C3223 Dunsborough Non-Potable Water Network	651	247,817	247,817	1,486,900	1,486,900	-99.74%
C3224 Dunsborough Nature Based Playground	0	0	0	40,000	40,000	0.00%
C3225 Dunsborough Lakes Sporting Precinct (Stage 1)	457,153	528,693	528,693	2,117,950	2,117,950	-13.53%
C3226 Mitchell Park Upgrade	459,227	617,900	617,900	836,300	836,300	-25.68%
C3227 Barnard Park East Foreshore Landscaping	99	351,100	351,100	351,100	351,100	-99.97%
C3229 Hotel Site 2 Landscaping	0	0	0	150,000	150,000	0.00%
C3232 Irrigation Renewal	4,636	5,000	5,000	20,000	20,000	-7.27%
C3233 Allan Street Cycleway Lighting	0	0	0	10,000	10,000	0.00%
C3235 Eastern Link Landscaping	163,724	224,750	224,750	224,750	224,750	-27.15%
C3236 Dunsborough Foreshore Lighting	14,562	20,750	20,750	20,750	20,750	-29.82%
C3237 King Street Landscaping Stage 2	6,900	6,900	6,900	6,900	6,900	0.00%
C3239 Foreshore Busselton - High Street to Carey Street	0	0	0	20,000	20,000	0.00%
C3240 Foreshore Yallingup Capital	0	0	0	10,000	10,000	0.00%
C3241 Outdoor Spaces (Gen cap alloc for courts, flood lights etc.)	0	50,000	50,000	200,000	200,000	-100.00%
C3244 Dunsborough Lakes Sporting Precinct - Outdoor Courts	0	325,000	325,000	650,000	650,000	-100.00%
C3246 Bovell - Connection of Services	0	0	0	210,000	210,000	0.00%
C3247 King Street POS Shower (inc Dog Shower)	0	0	0	5,000	5,000	0.00%
C3248 Beach Shower Morgan Street, Geographe	0	0	0	7,500	7,500	0.00%
C3451 Aged Housing Infrastructure (Upgrade)	2,672	15,000	15,000	15,000	15,000	-82.19%
	1,171,173	2,727,212	2,727,212	8,476,925	8,476,925	-57.06%
	1,245,488	3,392,197	3,392,197	14,537,842	14,537,842	-63.28%
Drainage						
D0009 Busselton LIA - Geocatch Drain Partnership WSUD Improvements	0	0	0	30,000	30,000	0.00%
D0025 Carey Street Drainage Upgrade	601	0	0	281,605	281,605	0.00%
	601	0	0	311,605	311,605	0.00%
Airport Industrial Parks						
C6010 Airport Fencing Works	26,115	23,235	23,235	23,235	23,235	12.40%
C6087 Airport Construction Stage 2, Landside Civils & Services Inf	26,857	27,372	88,600	27,372	88,600	-1.88%
C6091 Airport Construction Stage 2, Noise Management Plan	45,305	53,344	12,500	213,377	50,000	-15.07%
C6099 Airport Development - Project Expenses	7,500	25,000	0	101,100	0	-70.00%
	105,778	128,951	124,335	365,084	161,835	-17.97%
Sub-Total Infrastructure	2,877,830	8,988,375	8,983,759	38,537,750	38,334,501	-67.98%
Grand Total - Capital Acquisitions	3,560,954	15,020,754	15,016,138	65,039,182	64,871,898	-76.29%

City of Busselton
Reserves Movement Report
For The Period Ending 30 September 2021

	2021/2022 Actual	2021/2022 Amended Budget YTD	2021/2022 Original Budget YTD	2021/2022 Amended Budget	2021/2022 Original Budget	2020/2021 Actual
	\$	\$	\$	\$	\$	\$
100 Airport Infrastructure Renewal and Replacement Reserve						
Accumulated Reserves at Start of Year	1,471,766.45	1,471,766.45	1,471,766.45	1,471,766.45	1,471,766.45	1,712,272.40
Interest transfer to Reserves	1,004.27	692.00	692.00	2,928.00	2,928.00	10,393.54
Transfer from Muni	0.00	0.00	0.00	0.00	0.00	1,377.68
Transfer to Muni	0.00	0.00	0.00	(435,150.00)	(435,150.00)	(252,277.17)
	<u>1,472,770.72</u>	<u>1,472,458.45</u>	<u>1,472,458.45</u>	<u>1,039,544.45</u>	<u>1,039,544.45</u>	<u>1,471,766.45</u>
136 Airport Marketing and Incentive Reserve						
Accumulated Reserves at Start of Year	5,287,407.24	5,287,407.24	5,287,407.24	5,287,407.24	5,287,407.24	4,073,790.64
Interest transfer to Reserves	5,086.29	2,485.00	2,485.00	10,519.00	10,519.00	26,202.80
Transfer from Muni	240,162.00	240,162.00	240,162.00	960,649.00	960,649.00	1,187,413.80
Transfer to Muni	0.00	0.00	0.00	(2,350,000.00)	(2,350,000.00)	0.00
	<u>5,532,655.53</u>	<u>5,530,054.24</u>	<u>5,530,054.24</u>	<u>3,908,575.24</u>	<u>3,908,575.24</u>	<u>5,287,407.24</u>
143 Airport Noise Mitigation Reserve						
Accumulated Reserves at Start of Year	796,147.75	796,147.75	796,147.75	796,147.75	796,147.75	904,896.43
Interest transfer to Reserves	560.46	374.00	374.00	1,585.00	1,585.00	5,553.88
Transfer to Muni	0.00	0.00	0.00	(361,927.00)	(198,550.00)	(114,302.56)
	<u>796,708.21</u>	<u>796,521.75</u>	<u>796,521.75</u>	<u>435,805.75</u>	<u>599,182.75</u>	<u>796,147.75</u>
147 Airport Development Reserve						
Accumulated Reserves at Start of Year	0.00	0.00	0.00	0.00	0.00	1,576.71
Interest transfer to Reserves	0.00	0.00	0.00	0.00	0.00	(199.03)
Transfer to Muni	0.00	0.00	0.00	0.00	0.00	(1,377.68)
	<u>0.00</u>	<u>0.00</u>	<u>0.00</u>	<u>0.00</u>	<u>0.00</u>	<u>0.00</u>
148 Airport Existing Terminal Building Reserve						
Accumulated Reserves at Start of Year	206,250.11	206,250.11	206,250.11	206,250.11	206,250.11	122,795.41
Interest transfer to Reserves	173.53	97.00	97.00	411.00	411.00	1,176.70
Transfer from Muni	30,363.00	30,363.00	30,363.00	121,456.00	121,456.00	82,278.00
Transfer to Muni	0.00	0.00	0.00	(12,200.00)	(12,200.00)	0.00
	<u>236,786.64</u>	<u>236,710.11</u>	<u>236,710.11</u>	<u>315,917.11</u>	<u>315,917.11</u>	<u>206,250.11</u>
106 Building Asset Renewal Reserve - General Buildings						
Accumulated Reserves at Start of Year	2,093,333.64	2,093,333.64	2,093,333.64	2,093,333.64	2,093,333.64	1,483,242.45
Interest transfer to Reserves	1,941.68	983.00	983.00	4,163.00	4,163.00	9,568.91
Transfer from Muni	200,745.00	200,745.00	200,745.00	802,982.00	802,982.00	1,037,148.00
Transfer to Muni	0.00	0.00	0.00	(871,000.00)	(871,000.00)	(436,625.72)
	<u>2,296,020.32</u>	<u>2,295,061.64</u>	<u>2,295,061.64</u>	<u>2,029,478.64</u>	<u>2,029,478.64</u>	<u>2,093,333.64</u>
404 Barnard Park Sports Pavilion Building Reserve						
Accumulated Reserves at Start of Year	71,950.91	71,950.91	71,950.91	71,950.91	71,950.91	41,352.43
Interest transfer to Reserves	60.63	33.00	33.00	142.00	142.00	372.48
Transfer from Muni	8,424.00	8,424.00	8,424.00	33,693.00	33,693.00	30,226.00
Transfer to Muni	0.00	0.00	0.00	(12,500.00)	(12,500.00)	0.00
	<u>80,435.54</u>	<u>80,407.91</u>	<u>80,407.91</u>	<u>93,285.91</u>	<u>93,285.91</u>	<u>71,950.91</u>
405 Railway House Building Reserve						
Accumulated Reserves at Start of Year	56,792.82	56,792.82	56,792.82	56,792.82	56,792.82	36,854.54
Interest transfer to Reserves	47.60	27.00	27.00	114.00	114.00	303.28
Transfer from Muni	5,472.00	5,472.00	5,472.00	21,887.00	21,887.00	19,635.00
Transfer to Muni	0.00	0.00	0.00	(18,600.00)	(18,600.00)	0.00
	<u>62,312.42</u>	<u>62,291.82</u>	<u>62,291.82</u>	<u>60,193.82</u>	<u>60,193.82</u>	<u>56,792.82</u>
406 Youth and Community Activities Building Reserve						
Accumulated Reserves at Start of Year	123,843.84	123,843.84	123,843.84	123,843.84	123,843.84	80,356.10
Interest transfer to Reserves	103.77	58.00	58.00	247.00	247.00	647.74
Transfer from Muni	11,940.00	11,940.00	11,940.00	47,754.00	47,754.00	42,840.00
Transfer to Muni	0.00	0.00	0.00	(30,000.00)	(30,000.00)	0.00
	<u>135,887.61</u>	<u>135,841.84</u>	<u>135,841.84</u>	<u>141,844.84</u>	<u>141,844.84</u>	<u>123,843.84</u>
407 Busselton Library Building Reserve						
Accumulated Reserves at Start of Year	57,065.29	57,065.29	57,065.29	57,065.29	57,065.29	111,021.85
Interest transfer to Reserves	49.50	27.00	27.00	114.00	114.00	347.44
Transfer from Muni	14,265.00	14,265.00	14,265.00	57,063.00	57,063.00	45,696.00
Transfer to Muni	0.00	0.00	0.00	(33,900.00)	(33,900.00)	(100,000.00)
	<u>71,379.79</u>	<u>71,357.29</u>	<u>71,357.29</u>	<u>80,342.29</u>	<u>80,342.29</u>	<u>57,065.29</u>
131 Busselton Community Resource Centre Reserve						
Accumulated Reserves at Start of Year	324,998.61	324,998.61	324,998.61	324,998.61	324,998.61	272,693.17
Interest transfer to Reserves	242.60	152.00	152.00	646.00	646.00	2,011.12
Transfer from Muni	24,075.00	24,075.00	24,075.00	96,305.00	96,305.00	86,394.00
Transfer to Muni	0.00	0.00	0.00	(37,550.00)	(37,550.00)	(36,099.68)
	<u>349,316.21</u>	<u>349,225.61</u>	<u>349,225.61</u>	<u>384,399.61</u>	<u>384,399.61</u>	<u>324,998.61</u>
408 Busselton Jetty Tourist Park Reserve						
Accumulated Reserves at Start of Year	636,808.00	636,808.00	636,808.00	636,808.00	636,808.00	222,752.80
Interest transfer to Reserves	755.02	300.00	300.00	1,268.00	1,268.00	1,737.99
Transfer from Muni	89,577.00	89,577.00	89,577.00	358,311.00	358,311.00	583,338.21
Transfer to Muni	(41,513.50)	(41,514.00)	(41,514.00)	(216,050.00)	(216,050.00)	(171,021.00)
	<u>685,626.52</u>	<u>685,171.00</u>	<u>685,171.00</u>	<u>780,337.00</u>	<u>780,337.00</u>	<u>636,808.00</u>
409 Geographe Leisure Centre Building (GLC) Reserve						
Accumulated Reserves at Start of Year	119,033.99	119,033.99	119,033.99	119,033.99	119,033.99	615,084.29
Interest transfer to Reserves	(308.99)	55.00	55.00	236.00	236.00	4,603.24
Transfer from Muni	72,603.00	72,603.00	72,603.00	290,406.00	290,406.00	260,521.00
Transfer to Muni	0.00	0.00	0.00	(285,150.00)	(285,150.00)	(761,174.54)
	<u>191,328.00</u>	<u>191,691.99</u>	<u>191,691.99</u>	<u>124,525.99</u>	<u>124,525.99</u>	<u>119,033.99</u>
331 Joint Venture Aged Housing Reserve (Harris/ Winderlup)						
Accumulated Reserves at Start of Year	1,363,306.16	1,363,306.16	1,363,306.16	1,363,306.16	1,363,306.16	1,237,306.78
Interest transfer to Reserves	1,148.41	641.00	641.00	2,713.00	2,713.00	8,097.32
Transfer from Muni	30,141.00	30,141.00	30,141.00	120,560.00	120,560.00	191,227.10
Transfer to Muni	0.00	0.00	0.00	(169,200.00)	(169,200.00)	(73,325.04)
	<u>1,394,595.57</u>	<u>1,394,088.16</u>	<u>1,394,088.16</u>	<u>1,317,379.16</u>	<u>1,317,379.16</u>	<u>1,363,306.16</u>

City of Busselton
Reserves Movement Report
For The Period Ending 30 September 2021

	2021/2022 Actual	2021/2022 Amended Budget YTD	2021/2022 Original Budget YTD	2021/2022 Amended Budget	2021/2022 Original Budget	2020/2021 Actual
	\$	\$	\$	\$	\$	\$
403 Winderup Aged Housing Reserve (City Controlled)						
Accumulated Reserves at Start of Year	292,717.53	292,717.53	292,717.53	292,717.53	292,717.53	212,935.38
Interest transfer to Reserves	264.98	137.00	137.00	581.00	581.00	1,481.30
Transfer from Muni	12,912.00	12,912.00	12,912.00	51,650.00	51,650.00	78,300.85
Transfer to Muni	0.00	0.00	0.00	(81,600.00)	(81,600.00)	0.00
	305,894.51	305,766.53	305,766.53	263,348.53	263,348.53	292,717.53
410 Naturaliste Community Centre Building (NCC) Reserve						
Accumulated Reserves at Start of Year	129,592.17	129,592.17	129,592.17	129,592.17	129,592.17	125,076.60
Interest transfer to Reserves	65.88	61.00	61.00	258.00	258.00	1,002.08
Transfer from Muni	16,641.00	16,641.00	16,641.00	66,558.00	66,558.00	59,708.00
Transfer to Muni	0.00	0.00	0.00	(98,600.00)	(98,600.00)	(56,194.51)
	146,299.05	146,294.17	146,294.17	97,808.17	97,808.17	129,592.17
411 Civic and Administration Building Reserve						
Accumulated Reserves at Start of Year	670,358.97	670,358.97	670,358.97	670,358.97	670,358.97	429,689.17
Interest transfer to Reserves	529.95	315.00	315.00	1,333.00	1,333.00	3,732.82
Transfer from Muni	85,095.00	85,095.00	85,095.00	340,379.00	340,379.00	282,000.00
Transfer to Muni	0.00	0.00	0.00	(615,000.00)	(615,000.00)	(45,063.02)
	755,983.92	755,768.97	755,768.97	397,070.97	397,070.97	670,358.97
412 Vasse Sports Pavilion Building Reserve						
Accumulated Reserves at Start of Year	1,082.56	1,082.56	1,082.56	1,082.56	1,082.56	541.14
Interest transfer to Reserves	0.92	0.00	0.00	0.00	0.00	5.42
Transfer from Muni	150.00	150.00	150.00	597.00	597.00	536.00
	1,233.48	1,232.56	1,232.56	1,679.56	1,679.56	1,082.56
110 Jetty Maintenance Reserve						
Accumulated Reserves at Start of Year	5,682,363.59	5,682,363.59	5,682,363.59	5,682,363.59	5,682,363.59	5,239,342.58
Interest transfer to Reserves	4,869.30	2,670.00	2,670.00	11,305.00	11,305.00	34,254.04
Transfer from Muni	52,932.00	52,932.00	52,932.00	1,348,301.00	1,348,301.00	1,325,111.00
Transfer to Muni	0.00	0.00	0.00	(4,221,890.00)	(4,221,890.00)	(916,344.03)
	5,740,164.89	5,737,965.59	5,737,965.59	2,820,079.59	2,820,079.59	5,682,363.59
150 Jetty Self Insurance Reserve						
Accumulated Reserves at Start of Year	495,086.35	495,086.35	495,086.35	495,086.35	495,086.35	432,198.16
Interest transfer to Reserves	407.65	233.00	233.00	983.00	983.00	2,888.19
Transfer from Muni	19,077.00	19,077.00	19,077.00	76,313.00	76,313.00	60,000.00
	514,571.00	514,396.35	514,396.35	572,382.35	572,382.35	495,086.35
223 Road Asset Renewal Reserve						
Accumulated Reserves at Start of Year	1,317,210.02	1,317,210.02	1,317,210.02	1,317,210.02	1,317,210.02	1,597,128.65
Interest transfer to Reserves	4.10	619.00	619.00	2,620.00	2,620.00	12,920.05
Transfer from Muni	913,266.00	913,266.00	913,266.00	3,653,058.00	3,653,058.00	3,501,790.00
Transfer to Muni	0.00	0.00	0.00	(4,553,734.00)	(4,553,734.00)	(3,794,628.68)
	2,230,480.12	2,231,095.02	2,231,095.02	419,154.02	419,154.02	1,317,210.02
224 Footpath/ Cycle Ways Reserve						
Accumulated Reserves at Start of Year	838,834.13	838,834.13	838,834.13	838,834.13	838,834.13	408,437.28
Interest transfer to Reserves	16.46	394.00	394.00	1,668.00	1,668.00	6,367.67
Transfer from Muni	310,179.00	310,179.00	310,179.00	1,240,717.00	1,240,717.00	1,216,038.00
Transfer to Muni	0.00	0.00	0.00	(1,849,206.00)	(1,849,206.00)	(792,008.82)
	1,149,029.59	1,149,407.13	1,149,407.13	232,013.13	232,013.13	838,834.13
226 Other Infrastructure Reserve						
Accumulated Reserves at Start of Year	538,846.85	538,846.85	538,846.85	538,846.85	538,846.85	264,388.99
Interest transfer to Reserves	431.33	253.00	253.00	1,072.00	1,072.00	2,835.34
Transfer from Muni	90,588.00	90,588.00	90,588.00	362,355.00	362,355.00	357,000.00
Transfer to Muni	0.00	0.00	0.00	(501,705.00)	(501,705.00)	(85,377.48)
	629,866.18	629,687.85	629,687.85	400,568.85	400,568.85	538,846.85
225 Parks, Gardens and Reserves Reserve						
Accumulated Reserves at Start of Year	749,657.07	749,657.07	749,657.07	749,657.07	749,657.07	833,946.23
Interest transfer to Reserves	(8.68)	352.00	352.00	1,492.00	1,492.00	8,775.04
Transfer from Muni	368,163.00	368,163.00	368,163.00	1,472,656.00	1,472,656.00	1,285,166.00
Transfer to Muni	0.00	0.00	0.00	(1,956,750.00)	(1,956,750.00)	(1,378,230.20)
	1,117,811.39	1,118,172.07	1,118,172.07	267,055.07	267,055.07	749,657.07
151 Furniture and Equipment Reserve						
Accumulated Reserves at Start of Year	332,482.96	332,482.96	332,482.96	332,482.96	332,482.96	257,784.19
Interest transfer to Reserves	141.85	156.00	156.00	663.00	663.00	3,305.12
Transfer from Muni	110,400.00	110,400.00	110,400.00	441,595.00	441,595.00	434,000.00
Transfer to Muni	0.00	0.00	0.00	(485,800.00)	(485,800.00)	(362,606.35)
	443,024.81	443,038.96	443,038.96	288,940.96	288,940.96	332,482.96
115 Plant Replacement Reserve						
Accumulated Reserves at Start of Year	2,114,189.13	2,114,189.13	2,114,189.13	2,114,189.13	2,114,189.13	1,098,441.92
Interest transfer to Reserves	1,794.99	993.00	993.00	4,207.00	4,207.00	9,266.71
Transfer from Muni	254,376.00	254,376.00	254,376.00	1,076,500.00	1,076,500.00	1,215,217.44
Transfer to Muni	0.00	0.00	0.00	(1,287,969.00)	(1,287,969.00)	(208,736.94)
	2,370,360.12	2,369,558.13	2,369,558.13	1,906,927.13	1,906,927.13	2,114,189.13
137 Major Traffic Improvements Reserve						
Accumulated Reserves at Start of Year	237,210.32	237,210.32	237,210.32	237,210.32	237,210.32	638,845.53
Interest transfer to Reserves	153.75	112.00	112.00	472.00	472.00	1,207.39
Transfer from Muni	283,698.00	283,698.00	283,698.00	1,134,788.25	1,134,788.25	1,088,988.00
Transfer to Muni	0.00	0.00	0.00	(375,000.00)	(375,000.00)	(1,491,830.60)
	521,062.07	521,020.32	521,020.32	997,470.57	997,470.57	237,210.32
132 CBD Enhancement Reserve						
Accumulated Reserves at Start of Year	1,269,967.02	1,269,967.02	1,269,967.02	1,269,967.02	1,269,967.02	613,762.47
Interest transfer to Reserves	1,175.62	597.00	597.00	2,527.00	2,527.00	5,813.79
Transfer from Muni	140,394.00	140,394.00	140,394.00	561,568.00	561,568.00	772,783.80
Transfer to Muni	0.00	0.00	0.00	(1,516,517.00)	(1,516,517.00)	(122,393.04)
	1,411,536.64	1,410,958.02	1,410,958.02	317,545.02	317,545.02	1,269,967.02

City of Busselton
Reserves Movement Report
For The Period Ending 30 September 2021

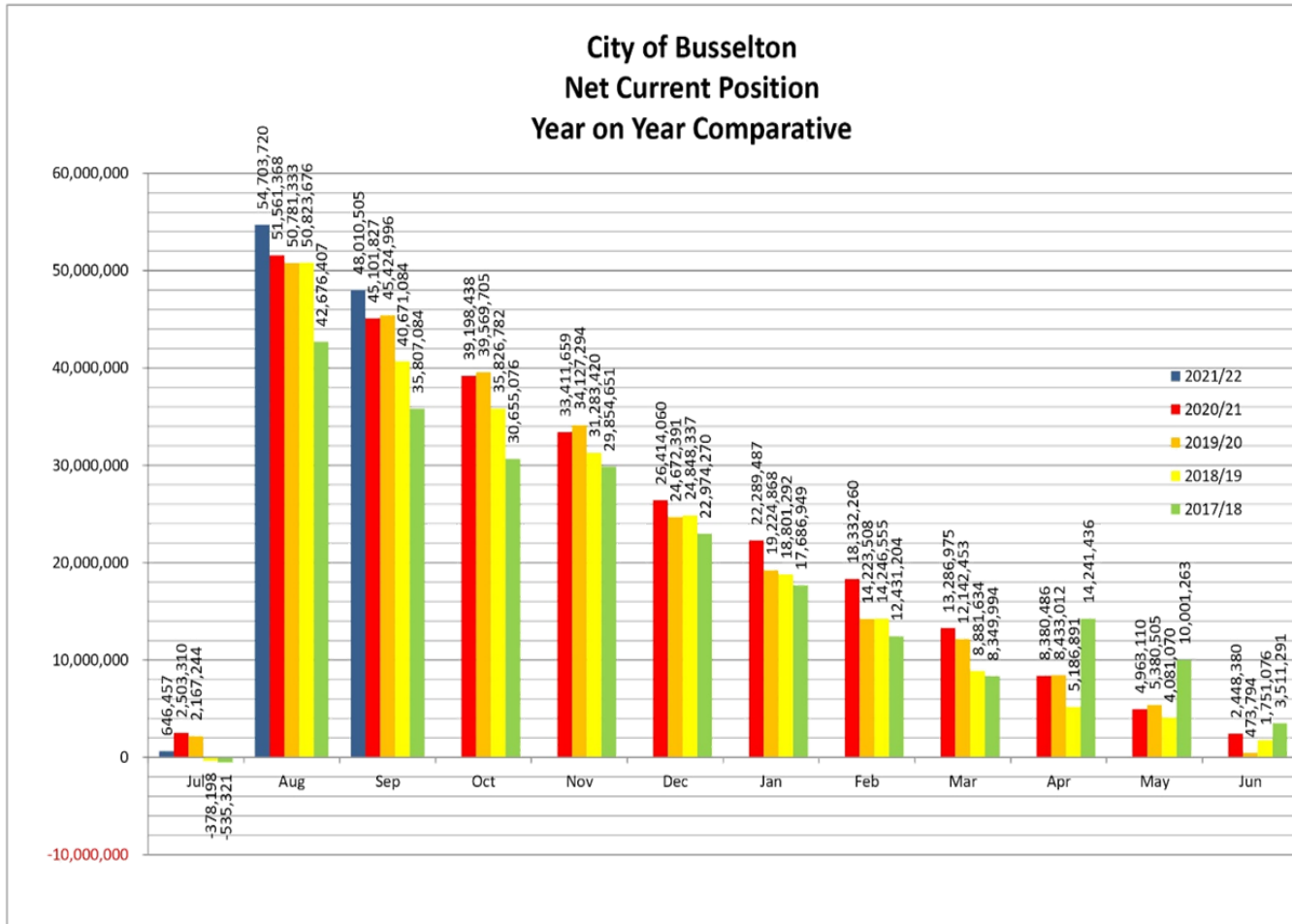
	2021/2022 Actual	2021/2022 Amended Budget YTD	2021/2022 Original Budget YTD	2021/2022 Amended Budget	2021/2022 Original Budget	2020/2021 Actual
	\$	\$	\$	\$	\$	\$
127 New Infrastructure Development Reserve						
Accumulated Reserves at Start of Year	884,967.24	884,967.24	884,967.24	884,967.24	884,967.24	1,506,175.05
Interest transfer to Reserves	423.11	415.00	415.00	1,760.00	1,760.00	6,661.97
Transfer from Muni	2,132.60	2,132.00	2,132.00	8,530.00	8,530.00	194,761.40
Transfer to Muni	0.00	0.00	0.00	(637,350.00)	(637,350.00)	(822,631.18)
	887,522.95	887,514.24	887,514.24	257,907.24	257,907.24	884,967.24
141 Commonage Precinct Infrastructure Road Reserve						
Accumulated Reserves at Start of Year	236,348.40	236,348.40	236,348.40	236,348.40	236,348.40	234,906.64
Interest transfer to Reserves	0.00	112.00	112.00	471.00	471.00	(340.58)
Transfer from Muni	192.75	0.00	0.00	0.00	0.00	1,782.34
Transfer to Muni	0.00	0.00	0.00	(236,000.00)	(236,000.00)	0.00
	236,541.15	236,460.40	236,460.40	819.40	819.40	236,348.40
114 City Car Parking and Access Reserve						
Accumulated Reserves at Start of Year	792,733.25	792,733.25	792,733.25	792,733.25	792,733.25	1,555,124.38
Interest transfer to Reserves	470.57	373.00	373.00	1,577.00	1,577.00	7,540.95
Transfer from Muni	533,506.00	533,506.00	533,506.00	934,018.00	934,018.00	52,465.00
Transfer to Muni	0.00	0.00	0.00	(1,016,812.00)	(1,016,812.00)	(822,397.08)
	1,326,709.82	1,326,612.25	1,326,612.25	711,516.25	711,516.25	792,733.25
154 Debt Default Reserve						
Accumulated Reserves at Start of Year	501,841.13	501,841.13	501,841.13	501,841.13	501,841.13	0.00
Interest transfer to Reserves	441.67	236.00	236.00	997.00	997.00	1,841.13
Transfer from Muni	0.00	0.00	0.00	0.00	0.00	500,000.00
Transfer to Muni	(400,000.00)	(400,000.00)	(400,000.00)	(400,000.00)	(400,000.00)	0.00
	102,282.80	102,077.13	102,077.13	102,838.13	102,838.13	501,841.13
107 Corporate IT Systems Reserve						
Accumulated Reserves at Start of Year	328,721.63	328,721.63	328,721.63	328,721.63	328,721.63	226,750.02
Interest transfer to Reserves	274.57	155.00	155.00	655.00	655.00	1,971.61
Transfer from Muni	65,751.00	65,751.00	65,751.00	263,000.00	263,000.00	100,000.00
Transfer to Muni	0.00	0.00	0.00	(250,050.00)	(250,050.00)	0.00
	394,747.20	394,627.63	394,627.63	342,326.63	342,326.63	328,721.63
133 Election, Valuation and Other Corporate Expenses Reserve						
Accumulated Reserves at Start of Year	715,026.19	715,026.19	715,026.19	715,026.19	715,026.19	560,994.18
Interest transfer to Reserves	592.85	336.00	336.00	1,423.00	1,423.00	4,032.01
Transfer from Muni	35,001.00	35,001.00	35,001.00	140,000.00	140,000.00	150,000.00
Transfer to Muni	0.00	0.00	0.00	(638,000.00)	(638,000.00)	0.00
	750,620.04	750,363.19	750,363.19	218,449.19	218,449.19	715,026.19
111 Legal Expenses Reserve						
Accumulated Reserves at Start of Year	588,129.28	588,129.28	588,129.28	588,129.28	588,129.28	636,940.12
Interest transfer to Reserves	438.63	276.00	276.00	1,170.00	1,170.00	3,983.24
Transfer from Muni	0.00	0.00	0.00	0.00	0.00	27,205.92
Transfer to Muni	0.00	0.00	0.00	(50,000.00)	(50,000.00)	(80,000.00)
	588,567.91	588,405.28	588,405.28	539,299.28	539,299.28	588,129.28
152 Marketing & Area Promotion Reserve						
Accumulated Reserves at Start of Year	522,265.79	522,265.79	522,265.79	522,265.79	522,265.79	166,392.00
Interest transfer to Reserves	(222.19)	245.00	245.00	1,040.00	1,040.00	6,020.14
Transfer from Muni	348,555.00	348,555.00	348,555.00	1,394,224.00	1,394,224.00	1,296,295.65
Transfer to Muni	0.00	0.00	0.00	(1,697,678.00)	(1,697,678.00)	(946,442.00)
	870,598.60	871,065.79	871,065.79	219,851.79	219,851.79	522,265.79
135 Performing Arts and Convention Centre Reserve						
Accumulated Reserves at Start of Year	1,332,268.44	1,332,268.44	1,332,268.44	1,332,268.44	1,332,268.44	2,625,599.20
Interest transfer to Reserves	68.97	626.00	626.00	2,652.00	2,652.00	16,129.55
Transfer from Muni	12,501.00	12,501.00	12,501.00	319,149.00	319,149.00	50,000.00
Transfer to Muni	0.00	0.00	0.00	(1,188,446.00)	(1,188,446.00)	(1,359,460.31)
	1,344,838.41	1,345,395.44	1,345,395.44	465,623.44	465,623.44	1,332,268.44
202 Long Service Leave Reserve						
Accumulated Reserves at Start of Year	3,653,494.00	3,653,494.00	3,653,494.00	3,653,494.00	3,653,494.00	3,482,110.00
Interest transfer to Reserves	2,944.46	1,717.00	1,717.00	7,267.00	7,267.00	22,298.88
Transfer from Muni	112,500.00	112,500.00	112,500.00	450,000.00	450,000.00	550,353.57
Transfer to Muni	0.00	0.00	0.00	(544,808.00)	(544,808.00)	(401,268.45)
	3,768,938.46	3,767,711.00	3,767,711.00	3,565,953.00	3,565,953.00	3,653,494.00
203 Professional Development Reserve						
Accumulated Reserves at Start of Year	185,931.13	185,931.13	185,931.13	185,931.13	185,931.13	145,028.93
Interest transfer to Reserves	132.72	88.00	88.00	370.00	370.00	1,091.73
Transfer from Muni	0.00	0.00	0.00	0.00	0.00	91,278.18
Transfer to Muni	0.00	0.00	0.00	(50,000.00)	(50,000.00)	(51,467.71)
	186,063.85	186,019.13	186,019.13	136,301.13	136,301.13	185,931.13
204 Sick Pay Incentive Reserve						
Accumulated Reserves at Start of Year	106,241.30	106,241.30	106,241.30	106,241.30	106,241.30	144,632.39
Interest transfer to Reserves	56.13	49.00	49.00	210.00	210.00	867.30
Transfer from Muni	0.00	0.00	0.00	0.00	0.00	(7,242.10)
Transfer to Muni	0.00	0.00	0.00	(74,850.00)	(74,850.00)	(32,016.29)
	106,297.43	106,290.30	106,290.30	31,601.30	31,601.30	106,241.30
124 Workers Compensation, Extended SL & AL Contingency Reserve						
Accumulated Reserves at Start of Year	218,483.49	218,483.49	218,483.49	218,483.49	218,483.49	309,751.42
Interest transfer to Reserves	105.78	103.00	103.00	435.00	435.00	1,901.13
Transfer from Muni	0.00	0.00	0.00	(25,000.00)	(25,000.00)	(93,169.06)
	218,589.27	218,586.49	218,586.49	193,918.49	193,918.49	218,483.49
302 Community Facilities - City District						
Accumulated Reserves at Start of Year	1,295,065.82	1,295,065.82	1,295,065.82	1,295,065.82	1,295,065.82	1,120,869.85
Interest transfer to Reserves	0.00	608.00	608.00	2,575.00	2,575.00	(3,294.20)
Transfer from Muni	74,144.56	85,449.00	85,449.00	341,796.00	341,796.00	600,145.17
Transfer to Muni	0.00	0.00	0.00	(960,650.00)	(960,650.00)	(422,655.00)
	1,369,210.38	1,381,122.82	1,381,122.82	678,786.82	678,786.82	1,295,065.82

City of Busselton
Reserves Movement Report
For The Period Ending 30 September 2021

	2021/2022 Actual	2021/2022 Amended Budget YTD	2021/2022 Original Budget YTD	2021/2022 Amended Budget	2021/2022 Original Budget	2020/2021 Actual
	\$	\$	\$	\$	\$	\$
304 Community Facilities - Broadwater						
Accumulated Reserves at Start of Year	185,046.25	185,046.25	185,046.25	185,046.25	185,046.25	166,413.55
Interest transfer to Reserves	0.00	88.00	88.00	370.00	370.00	(240.76)
Transfer from Muni	3,014.11	3,888.00	3,888.00	15,555.00	15,555.00	18,873.46
	188,060.36	189,022.25	189,022.25	200,971.25	200,971.25	185,046.25
303 Community Facilities - Busselton						
Accumulated Reserves at Start of Year	39,788.52	39,788.52	39,788.52	39,788.52	39,788.52	9,177.47
Interest transfer to Reserves	0.00	18.00	18.00	78.00	78.00	(11.03)
Transfer from Muni	8,738.37	5,283.00	5,283.00	21,135.00	21,135.00	30,622.08
	48,526.89	45,089.52	45,089.52	61,001.52	61,001.52	39,788.52
305 Community Facilities - Dunsborough						
Accumulated Reserves at Start of Year	334,281.16	334,281.16	334,281.16	334,281.16	334,281.16	255,152.46
Interest transfer to Reserves	0.00	157.00	157.00	666.00	666.00	(311.90)
Transfer from Muni	43,610.38	8,370.00	8,370.00	33,485.00	33,485.00	79,440.60
Transfer to Muni	0.00	0.00	0.00	(110,000.00)	(110,000.00)	0.00
	377,891.54	342,808.16	342,808.16	258,432.16	258,432.16	334,281.16
311 Community Facilities - Dunsborough Lakes Estate						
Accumulated Reserves at Start of Year	943,223.84	943,223.84	943,223.84	943,223.84	943,223.84	937,470.05
Interest transfer to Reserves	0.00	443.00	443.00	1,876.00	1,876.00	(1,359.20)
Transfer from Muni	769.22	0.00	0.00	0.00	0.00	7,112.99
Transfer to Muni	0.00	0.00	0.00	(938,000.00)	(938,000.00)	0.00
	943,993.06	943,666.84	943,666.84	7,099.84	7,099.84	943,223.84
306 Community Facilities - Geographe						
Accumulated Reserves at Start of Year	114,006.34	114,006.34	114,006.34	114,006.34	114,006.34	101,978.74
Interest transfer to Reserves	0.00	54.00	54.00	227.00	227.00	(147.60)
Transfer from Muni	95.29	2,607.00	2,607.00	10,428.00	10,428.00	12,175.20
	114,101.63	116,667.34	116,667.34	124,661.34	124,661.34	114,006.34
310 Community Facilities - Port Geographe						
Accumulated Reserves at Start of Year	351,122.31	351,122.31	351,122.31	351,122.31	351,122.31	348,980.41
Interest transfer to Reserves	0.00	165.00	165.00	698.00	698.00	(505.97)
Transfer from Muni	286.35	0.00	0.00	0.00	0.00	2,647.87
	351,408.66	351,287.31	351,287.31	351,820.31	351,820.31	351,122.31
309 Community Facilities - Vasse						
Accumulated Reserves at Start of Year	174,754.97	174,754.97	174,754.97	174,754.97	174,754.97	489,904.76
Interest transfer to Reserves	0.00	82.00	82.00	348.00	348.00	(821.04)
Transfer from Muni	(104.64)	47,949.00	47,949.00	191,794.00	191,794.00	3,716.40
Transfer to Muni	0.00	0.00	0.00	0.00	0.00	(318,045.15)
	174,650.33	222,785.97	222,785.97	366,896.97	366,896.97	174,754.97
308 Community Facilities - Airport North						
Accumulated Reserves at Start of Year	3,164,951.91	3,164,951.91	3,164,951.91	3,164,951.91	3,164,951.91	3,017,487.28
Interest transfer to Reserves	0.00	1,487.00	1,487.00	6,296.00	6,296.00	(4,374.94)
Transfer from Muni	2,581.13	28,386.00	28,386.00	113,538.00	113,538.00	151,839.57
	3,167,533.04	3,194,824.91	3,194,824.91	3,284,785.91	3,284,785.91	3,164,951.91
130 Locke Estate Reserve						
Accumulated Reserves at Start of Year	6,458.30	6,458.30	6,458.30	6,458.30	6,458.30	6,269.61
Interest transfer to Reserves	(37.47)	3.00	3.00	12.00	12.00	188.69
Transfer from Muni	16,251.00	16,251.00	16,251.00	65,000.00	65,000.00	60,000.00
Transfer to Muni	0.00	0.00	0.00	(65,000.00)	(65,000.00)	(60,000.00)
	22,671.83	22,712.30	22,712.30	6,470.30	6,470.30	6,458.30
122 Port Geographe Development Reserve (Council)						
Accumulated Reserves at Start of Year	117,834.82	117,834.82	117,834.82	117,834.82	117,834.82	224,952.38
Interest transfer to Reserves	(10.58)	55.00	55.00	235.00	235.00	1,335.60
Transfer from Muni	13,917.00	13,917.00	13,917.00	55,672.00	55,672.00	51,975.00
Transfer to Muni	0.00	0.00	0.00	(147,175.00)	(147,175.00)	(160,428.16)
	131,741.24	131,806.82	131,806.82	26,566.82	26,566.82	117,834.82
123 Port Geographe Waterways Management (SAR) Reserve						
Accumulated Reserves at Start of Year	3,168,295.89	3,168,295.89	3,168,295.89	3,168,295.89	3,168,295.89	3,275,191.63
Interest transfer to Reserves	2,328.05	1,489.00	1,489.00	6,304.00	6,304.00	20,463.13
Transfer from Muni	57,255.00	57,255.00	57,255.00	229,019.00	229,019.00	222,867.58
Transfer to Muni	0.00	0.00	0.00	(380,650.00)	(380,650.00)	(350,226.45)
	3,227,878.94	3,227,039.89	3,227,039.89	3,022,968.89	3,022,968.89	3,168,295.89
126 Provenge Landscape Maintenance (SAR) Reserve						
Accumulated Reserves at Start of Year	1,254,361.98	1,254,361.98	1,254,361.98	1,254,361.98	1,254,361.98	1,308,476.49
Interest transfer to Reserves	918.49	589.00	589.00	2,495.00	2,495.00	8,602.03
Transfer from Muni	47,313.00	47,313.00	47,313.00	189,252.00	189,252.00	182,612.58
Transfer to Muni	0.00	0.00	0.00	(208,900.00)	(208,900.00)	(245,329.12)
	1,302,593.47	1,302,263.98	1,302,263.98	1,237,208.98	1,237,208.98	1,254,361.98
128 Vasse Newtown Landscape Maintenance (SAR) Reserve						
Accumulated Reserves at Start of Year	667,371.46	667,371.46	667,371.46	667,371.46	667,371.46	636,364.43
Interest transfer to Reserves	463.92	314.00	314.00	1,329.00	1,329.00	4,533.05
Transfer from Muni	46,530.00	46,530.00	46,530.00	186,122.00	186,122.00	182,064.96
Transfer to Muni	0.00	0.00	0.00	(206,975.00)	(206,975.00)	(155,590.98)
	714,365.38	714,215.46	714,215.46	647,847.46	647,847.46	667,371.46
138 Commonage Precinct Bushfire Facilities Reserve						
Accumulated Reserves at Start of Year	58,529.58	58,529.58	58,529.58	58,529.58	58,529.58	58,172.53
Interest transfer to Reserves	0.00	27.00	27.00	116.00	116.00	(84.34)
Transfer from Muni	47.73	0.00	0.00	0.00	0.00	441.39
	58,577.31	58,556.58	58,556.58	58,645.58	58,645.58	58,529.58
139 Commonage Community Facilities Dunsborough Lakes South Res						
Accumulated Reserves at Start of Year	74,231.91	74,231.91	74,231.91	74,231.91	74,231.91	73,779.08
Interest transfer to Reserves	0.00	35.00	35.00	147.00	147.00	(106.97)
Transfer from Muni	60.55	0.00	0.00	0.00	0.00	559.80
	74,292.46	74,266.91	74,266.91	74,378.91	74,378.91	74,231.91

City of Busselton
Reserves Movement Report
For The Period Ending 30 September 2021

	2021/2022 Actual	2021/2022 Amended Budget YTD	2021/2022 Original Budget YTD	2021/2022 Amended Budget	2021/2022 Original Budget	2020/2021 Actual
	\$	\$	\$	\$	\$	\$
140 Commonage Community Facilities South Biddle Precinct Reserve						
Accumulated Reserves at Start of Year	905,216.73	905,216.73	905,216.73	905,216.73	905,216.73	899,694.77
Interest transfer to Reserves	0.00	426.00	426.00	1,799.00	1,799.00	(1,304.43)
Transfer from Muni	738.24	0.00	0.00	0.00	0.00	6,826.39
	<u>905,954.97</u>	<u>905,642.73</u>	<u>905,642.73</u>	<u>907,015.73</u>	<u>907,015.73</u>	<u>905,216.73</u>
321 Busselton Area Drainage and Waterways Improvement Reserve						
Accumulated Reserves at Start of Year	448,845.20	448,845.20	448,845.20	448,845.20	448,845.20	475,582.52
Interest transfer to Reserves	0.00	211.00	211.00	893.00	893.00	(754.01)
Transfer from Muni	343.05	0.00	0.00	0.00	0.00	3,608.04
Transfer to Muni	0.00	0.00	0.00	(391,500.00)	(391,500.00)	(29,591.35)
	<u>449,188.25</u>	<u>449,056.20</u>	<u>449,056.20</u>	<u>58,238.20</u>	<u>58,238.20</u>	<u>448,845.20</u>
102 Coastal and Climate Adaptation Reserve						
Accumulated Reserves at Start of Year	1,503,540.38	1,503,540.38	1,503,540.38	1,503,540.38	1,503,540.38	2,157,591.81
Interest transfer to Reserves	542.53	706.00	706.00	2,990.00	2,990.00	13,850.94
Transfer from Muni	198,177.00	198,177.00	198,177.00	857,701.00	857,701.00	572,465.00
Transfer to Muni	0.00	0.00	0.00	(2,240,900.00)	(2,240,900.00)	(1,240,367.37)
	<u>1,702,259.91</u>	<u>1,702,423.38</u>	<u>1,702,423.38</u>	<u>123,331.38</u>	<u>123,331.38</u>	<u>1,503,540.38</u>
144 Emergency Disaster Recovery Reserve						
Accumulated Reserves at Start of Year	114,793.40	114,793.40	114,793.40	114,793.40	114,793.40	94,137.10
Interest transfer to Reserves	94.91	54.00	54.00	227.00	227.00	656.30
Transfer from Muni	5,088.00	5,088.00	5,088.00	20,350.00	20,350.00	20,000.00
	<u>119,976.31</u>	<u>119,935.40</u>	<u>119,935.40</u>	<u>135,370.40</u>	<u>135,370.40</u>	<u>114,793.40</u>
145 Energy Sustainability Reserve						
Accumulated Reserves at Start of Year	224,270.68	224,270.68	224,270.68	224,270.68	224,270.68	137,955.03
Interest transfer to Reserves	175.77	106.00	106.00	448.00	448.00	1,292.25
Transfer from Muni	26,265.00	26,265.00	26,265.00	105,062.00	105,062.00	102,750.00
Transfer to Muni	0.00	0.00	0.00	(187,100.00)	(187,100.00)	(17,726.60)
	<u>250,711.45</u>	<u>250,641.68</u>	<u>250,641.68</u>	<u>142,680.68</u>	<u>142,680.68</u>	<u>224,270.68</u>
146 Cemetery Reserve						
Accumulated Reserves at Start of Year	99,547.84	99,547.84	99,547.84	99,547.84	99,547.84	35,871.90
Interest transfer to Reserves	26.17	46.00	46.00	197.00	197.00	675.75
Transfer from Muni	19,492.00	19,492.00	19,492.00	78,000.00	78,000.00	107,530.07
Transfer to Muni	0.00	0.00	0.00	(100,300.00)	(100,300.00)	(44,529.80)
	<u>119,066.01</u>	<u>119,085.84</u>	<u>119,085.84</u>	<u>77,444.84</u>	<u>77,444.84</u>	<u>99,547.84</u>
341 Public Art Reserve						
Accumulated Reserves at Start of Year	46,525.68	46,525.68	46,525.68	46,525.68	46,525.68	87,051.39
Interest transfer to Reserves	0.00	21.00	21.00	90.00	90.00	(126.21)
Transfer from Muni	6.03	0.00	0.00	0.00	0.00	660.50
Transfer to Muni	0.00	0.00	0.00	0.00	0.00	(41,060.00)
	<u>46,531.71</u>	<u>46,546.68</u>	<u>46,546.68</u>	<u>46,615.68</u>	<u>46,615.68</u>	<u>46,525.68</u>
121 Waste Management Facility and Plant Reserve						
Accumulated Reserves at Start of Year	8,486,936.30	8,486,936.30	8,486,936.30	8,486,936.30	8,486,936.30	7,629,358.39
Interest transfer to Reserves	4,963.56	3,988.00	3,988.00	16,873.00	16,873.00	43,419.70
Transfer from Muni	276,747.00	276,747.00	276,747.00	1,106,990.00	1,106,990.00	1,334,825.13
Transfer to Muni	0.00	0.00	0.00	(3,085,500.00)	(3,085,500.00)	(520,666.92)
	<u>8,768,646.86</u>	<u>8,767,671.30</u>	<u>8,767,671.30</u>	<u>6,525,299.30</u>	<u>6,525,299.30</u>	<u>8,486,936.30</u>
120 Strategic Projects Reserve						
Accumulated Reserves at Start of Year	350,906.60	350,906.60	350,906.60	350,906.60	350,906.60	295,560.51
Interest transfer to Reserves	289.35	164.00	164.00	697.00	697.00	2,031.09
Transfer from Muni	13,437.00	13,437.00	13,437.00	53,751.00	53,751.00	53,315.00
	<u>364,632.95</u>	<u>364,507.60</u>	<u>364,507.60</u>	<u>405,354.60</u>	<u>405,354.60</u>	<u>350,906.60</u>
129 Prepaid Grants and Deferred Works & Services Reserve						
Accumulated Reserves at Start of Year	1,361,165.55	1,361,165.55	1,361,165.55	1,361,165.55	1,361,165.55	1,391,422.00
Interest transfer to Reserves	358.02	639.00	639.00	2,708.00	2,708.00	937.64
Transfer from Muni	0.00	0.00	0.00	0.00	0.00	1,285,804.00
Transfer to Muni	(1,285,804.00)	(1,285,804.00)	(1,285,804.00)	(1,285,804.00)	(1,285,804.00)	(1,316,998.09)
	<u>75,719.57</u>	<u>76,000.55</u>	<u>76,000.55</u>	<u>78,069.55</u>	<u>78,069.55</u>	<u>1,361,165.55</u>
153 Busselton Foreshore Reserve						
Accumulated Reserves at Start of Year	110.76	110.76	110.76	110.76	110.76	100.00
Interest transfer to Reserves	0.11	0.00	0.00	0.00	0.00	0.76
Transfer from Muni	3,138.00	3,138.00	3,138.00	12,550.00	12,550.00	10.00
	<u>3,248.87</u>	<u>3,248.76</u>	<u>3,248.76</u>	<u>12,660.76</u>	<u>12,660.76</u>	<u>110.76</u>
155 LED Street Light Replacement Program Reserve						
Accumulated Reserves at Start of Year	121.22	121.22	121.22	121.22	121.22	0.00
Interest transfer to Reserves	(4.42)	0.00	0.00	0.00	0.00	121.22
Transfer from Muni	12,501.00	12,501.00	12,501.00	50,000.00	50,000.00	50,000.00
Transfer to Muni	0.00	0.00	0.00	(50,000.00)	(50,000.00)	(50,000.00)
	<u>12,617.80</u>	<u>12,622.22</u>	<u>12,622.22</u>	<u>121.22</u>	<u>121.22</u>	<u>121.22</u>
156 Waterways Restoration Reserve						
Interest transfer to Reserves	0.00	0.00	0.00	12.00	12.00	0.00
Transfer from Muni	0.00	0.00	0.00	10.00	10.00	0.00
	<u>0.00</u>	<u>0.00</u>	<u>0.00</u>	<u>22.00</u>	<u>22.00</u>	<u>0.00</u>
Total Cash Back Reserves	66,511,509.92	66,551,891.15	66,551,891.15	45,400,846.40	45,564,223.40	62,836,060.15
Summary Reserves						
Accumulated Reserves at Start of Year	62,836,060.15	62,836,060.15	62,836,060.15	62,836,060.15	62,836,060.15	59,897,884.76
Interest transfer to Reserves	36,548.55	29,522.00	29,522.00	125,000.00	125,000.00	323,336.90
Transfer from Muni	5,366,218.72	5,413,627.00	5,413,627.00	21,984,232.25	21,984,232.25	23,396,522.62
Transfer to Muni	(1,727,317.50)	(1,727,318.00)	(1,727,318.00)	(39,544,446.00)	(39,381,069.00)	(20,781,684.13)
Closing Balance	66,511,509.92	66,551,891.15	66,551,891.15	45,400,846.40	45,564,223.40	62,836,060.15



8. GENERAL DISCUSSION ITEMS**8.1 AUDIT REPORT**

The CEO advised that the Auditors have indicated the City will receive an unqualified Financial Audit. FHI is sitting at 80%.

8.2 LOCAL GOVERNMENT ACT REFORMS

The proposed Local Government Act Reforms have been released for comment on 9 November, consultation period concludes February 2022. Reforms will include FHI ratios.

8.3 DONATIONS

Donations received by the City will now be reported on and captured in the Financial Activity Statement report each month.

9. NEXT MEETING DATE

Wednesday, 24 November 2021

10. CLOSURE

The meeting closed at 11.32am.

THESE MINUTES CONSISTING OF PAGES 1 TO 46 WERE CONFIRMED AS A TRUE AND CORRECT RECORD ON WEDNESDAY, 24 NOVEMBER 2021.

DATE: 24/11/2021

PRESIDING MEMBER: _____

