



Finance Committee

Agenda

Wednesday 6 September 2023



Our Vision

Where environment, lifestyle and opportunity meet

Community Aspirations



KEY THEME 1

Environment

An environment that is valued, conserved and enjoyed by current and future generations.



KEY THEME 2

Lifestyle

A place that is relaxed, safe and friendly, with services and facilities that support positive lifestyles and wellbeing.



KEY THEME 3

Opportunity

A vibrant City with diverse opportunities and a prosperous economy.



KEY THEME 4

Leadership

A Council that connects with the community and is accountable in its decision making.

NOTICE OF MEETING

TO: THE MAYOR AND COUNCILLORS

NOTICE is given that a meeting of the Finance Committee will be held in the Council Chambers, Administration Building, Southern Drive, Busselton on Wednesday 6 September 2023, commencing at 9:00am.

The attendance of Committee Members is respectfully requested.

DISCLAIMER

Statements or decisions made at Council meetings or briefings should not be relied on (or acted upon) by an applicant or any other person or entity until subsequent written notification has been given by or received from the City of Busselton. Without derogating from the generality of the above, approval of planning applications and building permits and acceptance of tenders and quotations will only become effective once written notice to that effect has been given to relevant parties. The City of Busselton expressly disclaims any liability for any loss arising from any person or body relying on any statement or decision made during a Council meeting or briefing.



TONY NOTTLE

CHIEF EXECUTIVE OFFICER

1 September 2023

BEHAVIOUR PROTOCOLS

The City of Busselton values are:

- Listening
- Considered Decision Making
- Appreciation
- Respect
- Teamwork

In accordance with these values, the following outlines the behaviour expectations while attending a Council meeting, Community Access Session, or Public Agenda Presentation:

- Listen respectfully through the meeting or presentation
- Respect the Council process and comply with directions from the Presiding Member
- Use respectful language when addressing Council, staff, and other members of the public
- Behave in a manner that is respectful and non-confrontational
- Do not use offensive language or derogatory language towards others

The City values the diverse input of the community and seeks to ensure that all members of the community can attend a meeting and have their say.

Council members, Committee members and Candidates are bound by the City's Code of Conduct and agree to uphold the values of the City of Busselton and principles of good behaviour, maintaining and contributing to a harmonious, safe, and productive environment.

Anyone who does not behave in accordance with the above values and behaviours may be asked by the Presiding Member to leave the gallery.

CITY OF BUSSELTON

Agenda for the Finance Committee to be held on Wednesday 6 September 2023

TABLE OF CONTENTS

1 OFFICIAL OPENING.....	6
2 ATTENDANCE.....	6
3 DISCLOSURES OF INTEREST	6
4 PUBLIC QUESTION TIME.....	6
4.1 RESPONSES TO PREVIOUS QUESTIONS TAKEN ON NOTICE.....	6
4.2 QUESTION TIME FOR PUBLIC.....	6
5 CONFIRMATION AND RECEIPT OF MINUTES.....	8
5.1 FINANCE COMMITTEE MEETING 9 AUGUST 2023	8
6 REPORTS.....	9
6.1 LIST OF PAYMENTS MADE - JULY 2023	9
6.2 FINANCIAL ACTIVITY STATEMENTS - YEAR TO DATE 30 JULY 2023	21
7 CONFIDENTIAL MATTERS	57
8 NEXT MEETING DATE	57
9 CLOSURE.....	57

1 OFFICIAL OPENING

The City of Busselton welcomes Councillors, staff, guests and members of the public to the Finance Committee meeting of 6 September 2023.

The City of Busselton acknowledges the Wadandi and Bibbulmun people as the traditional custodians of this region and pay respects to Elders past and present.

Please note this meeting will be audio recorded for minute taking purposes.

2 ATTENDANCE

3 DISCLOSURES OF INTEREST

DISCLOSURES OF FINANCIAL INTEREST

A declaration under section 5.65 of the *Local Government Act 1995* requires that the nature of the interest must be disclosed. An elected member or employee who has made a declaration must not preside, participate in, or be present during any discussion or decision-making procedure relating to the matter on which the subject of the declaration without the approval of the Council in accordance with the Act.

DISCLOSURES OF IMPARTIALITY INTEREST

Elected members and employees are required, in addition to declaring any financial interest, to declare an interest that might cause or perceive to cause a conflict. If the elected member or employee declares that their impartiality will not be affected then they may participate in the decision-making process.

4 PUBLIC QUESTION TIME

4.1 RESPONSES TO PREVIOUS QUESTIONS TAKEN ON NOTICE

Nil

4.2 QUESTION TIME FOR PUBLIC

Public question time procedures and guidance

- The City will allocate a minimum of 15 minutes and a maximum of 30 minutes per Council meeting for public question time.
- Members of the public should register their intent to ask a question at a Council meeting by completing and submitting the [Public Question Time form](#) before 4pm the day prior to the relevant meeting.
- Members of the public will be invited to ask their question in order of registration.
- Questions will be limited to three per person. Additional questions may be permitted by the Presiding Member where time permits.
- Where a person is not present to ask their submitted question it will be responded to administratively as general correspondence.
- Questions may be taken on notice, to be responded to at a later time by the CEO in accordance with clause 6.7 of the Standing Orders.
- Public question time is for the tabling of questions, not for members of the community to make statements. For context, the Presiding Member may allow a short preamble.
- Questions containing defamatory remarks or offensive language, or that question the competency or personal affairs of Elected Members or employees may be ruled inappropriate by the Presiding Member subject to the Presiding Member taking reasonable steps to assist the member of the public to rephrase the question.
- There will be no debate or discussion on the response provided.

For further information, please see the [Meetings, Information Sessions and Decision Making Processes Policy](#).

5 CONFIRMATION AND RECEIPT OF MINUTES

5.1 Finance Committee Meeting 9 August 2023

RECOMMENDATION

That the Minutes of the Finance Committee Meeting 9 August 2023 be confirmed as a true and correct record.

6 REPORTS

6.1 List of Payments Made - July 2023

Strategic Theme:	Key Theme 4: Leadership 4.2 Deliver governance systems that facilitate open, ethical and transparent decision making. 4.5 Responsibly manage ratepayer funds to provide for community needs now and in the future.
Directorate:	Finance and Corporate Services
Reporting Officer:	Manager Financial Services - Paul Sheridan
Authorised By:	Acting Director Finance and Corporate Services - Sarah Pierson
Nature of Decision:	Noting: The item is simply for information purposes and noting.
Voting Requirements:	Simple Majority
Disclosures of Interest:	No officers preparing this item have an interest to declare.
Attachments:	1. List of Payments for Council July 2023 [6.1.1 - 10 pages]

OFFICER RECOMMENDATION

That the Council notes payment of voucher numbers for the month of July 2023 as follows:

CHEQUE PAYMENTS	119717 - 119736	111,510.18
ELECTRONIC FUNDS TRANSFER PAYMENTS	96756 - 97224	5,535,583.15
TRUST ACCOUNT PAYMENTS	EFT# T1 - T3	56,110.69
PAYROLL PAYMENTS	01.07.23 - 31.07.23	1,750,327.57
INTERNAL PAYMENT VOUCHERS	DD# 5350 - 5383	136,904.92
TOTAL PAYMENTS		7,590,436.51

EXECUTIVE SUMMARY

This report provides details of payments made from the City's bank accounts for the month of July 2023 for noting by the Council and recording in the Council Minutes.

STRATEGIC CONTEXT

Provision of the list of payments, while a statutory requirement, also supports open and accountable governance.

BACKGROUND

The *Local Government (Financial Management) Regulations 1996* (the Regulations) requires that, when the Council has delegated authority to the CEO to make payments from the City's bank accounts, a list of payments made is prepared each month for presentation to, and noting by, the Council.

OFFICER COMMENT

In accordance with regular custom, the list of payments made for the month of July 2023 is presented for information.

The List of Payments now includes supplementary lists corresponding to the payments made to suppliers in relation to transactions accumulated via store purchasing cards (totals shown in bold italics). This is in accordance with amendments to the Regulations gazetted on 30th June 2023.

Statutory Environment

Section 6.10 of the *Local Government Act 1995* and more specifically Regulation 13 of the Regulations refer to the requirement for a listing of payments made each month to be presented to the Council.

Relevant Plans and Policies

Not applicable.

Financial Implications

Not applicable.

External Stakeholder Consultation

Not applicable.

Risk Assessment

An assessment of the potential implications of implementing the officer recommendation has been undertaken using the City's risk management framework, with risks assessed taking into account any controls already in place.

No risks of a medium or greater level have been identified.

Options

Not applicable.

CONCLUSION

The list of payments made for the month of July 2023 is presented for information.

TIMELINE FOR IMPLEMENTATION OF OFFICER RECOMMENDATION

Not applicable.



**LISTING OF PAYMENTS MADE
UNDER DELEGATED AUTHORITY
FOR THE MONTH OF JULY 2023**

CHEQUE PAYMENTS	119717 - 119736	111,510.18
ELECTRONIC FUNDS TRANSFER PAYMENTS	96756 - 97224	5,535,583.15
TRUST ACCOUNT PAYMENTS	EFT# TR000001 - TR000003	56,110.69
PAYROLL PAYMENTS	01.07.23 - 31.07.23	1,750,327.57
INTERNAL PAYMENT VOUCHERS	DD# 5350 - 5383	136,904.92
		7,590,436.51

CHEQUE PAYMENTS JULY 2023				
DATE	REF #	NAME	DESCRIPTION	AMOUNT \$
24/07/2023	119724	BUSSELTON PUBLIC LIBRARY - PETTY CASH	PETTY CASH REIMBURSEMENT	144.15
13/07/2023	119720	CARLEEN M BRYANT	REFUND OF RATE OVERPAYMENT	750.00
26/07/2023	119733	CITY OF BUSSELTON	REIMBURSEMENTS - ACQUATIC FACILITY SERVICES	1,656.00
13/07/2023	119719	CITY OF BUSSELTON - PETTY CASH	PETTY CASH REIMBURSEMENT	581.45
13/07/2023	119718	CITY OF BUSSELTON DEPOT - PETTY CASH	PETTY CASH RECoup	84.60
13/07/2023	119721	COMMISSIONER OF STATE REVENUE	REFUND OF RATE OVERPAYMENT	104.01
24/07/2023	119725	DAVID AND JANICE ANDREWS	REFUND OF RATE OVERPAYMENT	750.00
24/07/2023	119723	DEPARTMENT OF TRANSPORT	PLANT REGISTRATION	327.00
26/07/2023	119736	DEPARTMENT OF TRANSPORT	PLANT REGISTRATION	62,686.50
13/07/2023	119722	ELAINE DORIS ATKINSON	REFUND OF RATE OVERPAYMENT	818.61
24/07/2023	119727	ROBERT TURNER	REFUND OF RATE OVERPAYMENT	2,746.07
24/07/2023	119728	STEPHEN PRITCHARD & ELIZABETH GILBERT	REFUND OF RATE OVERPAYMENT	796.50
13/07/2023	119717	VOIDED	VOIDED	-
26/07/2023	119729	VOIDED	VOIDED	-
26/07/2023	119730	VOIDED	VOIDED	-
26/07/2023	119731	VOIDED	VOIDED	-
26/07/2023	119732	VOIDED	VOIDED	-
26/07/2023	119735	VOIDED	VOIDED	-
26/07/2023	119734	WATER CORPORATION	WATER SERVICES	37,319.79
24/07/2023	119726	WENDY NOLAN	REFUND OF RATE OVERPAYMENT	2,745.50
				111,510.18

EFT PAYMENTS JULY 2023				
DATE	REF #	NAME	DESCRIPTION	AMOUNT \$
12/07/2023	96870	360 ENVIRONMENTAL	ENVIRONMENTAL CONSULTANCY	8,261.00
27/07/2023	97075	ABAXA (WH LOCATION SERVICES PTY LTD)	SUB SURFACE DETECTION - STRELLY STREET	6,757.85
12/07/2023	96949	ACTIV FOUNDATION INC	MAINTENANCE SERVICES	55,659.21
27/07/2023	97030	ACTION PARK AND DISTRICTS COMMUNITY HALL	DONATION	1,000.00
27/07/2023	97122	AD BEZANT	RATE REFUND	810.49
12/07/2023	96819	ADAM JOHN SOULOS ATF ADAM J SOULOS FAMILY	CONCRETE REPAIR WORK BUSSELTON FORESHORE	10,340.00
12/07/2023	96829	ADVAM PTY LTD	AIRPORT CARPARK CREDIT CARD TRANSACTIONS	681.12
12/07/2023	96815	ADVANCED DRIVEWAY SEALING	MAINTENANCE SERVICES	280.50
27/07/2023	97077	ADVANCED DRIVEWAY SEALING	MAINTENANCE SERVICES	561.00
27/07/2023	97084	AERODROME MANAGEMENT SERVICES	AIR SERVICES	35,067.09
12/07/2023	96811	AEROMETREX PTY LTD	SUBSCRIPTION TO AERIAL PHOTOGRAPHY	1,650.00
12/07/2023	96868	AGI POWDERCOATERS & SANDBLASTERS	SANDBLASTING AND POWDERCOATING SERVICES	2,145.00
27/07/2023	97112	AHOY MANAGEMENT	CABIN FEVER FESTIVAL ACTIVITIES - GRANT FUNDING MILESTONE 2	11,000.00
12/07/2023	96796	ALINTA SALES PTY LTD	ELECTRICITY	88.20
19/07/2023	96998	ALINTA SALES PTY LTD	ELECTRICITY	27.55
27/07/2023	97058	ALINTA SALES PTY LTD	ELECTRICITY	556.20
12/07/2023	96859	ALISON BURTON	ART SALES	80.50
12/07/2023	96913	ALLIED FORKLIFTS PTY LTD	FORKLIFT SALES AND SERVICE	12,980.00
27/07/2023	97107	ALTUS GROUP CONSULTING PTY LTD	COST MANAGEMENT SERVICES	4,400.00
12/07/2023	96946	ANIMAL PEST MANAGEMENT SERVICES	PEST CONTROL SERVICES	8,068.50
12/07/2023	96981	APEX ENVIROCARE	STAGE 2 LVR DREDGING	155,815.00
12/07/2023	96823	AQUATIC SERVICES WA PTY LTD	POOL SERVICE AND MAINTENANCE	5,922.40
12/07/2023	96767	ARBOR GUY	TREE MAINTENANCE SERVICES - VASSE-YALLINGUP SIDING, PUZEY RD & WEST BSN	85,008.14
27/07/2023	97025	ARBOR GUY	TREE MAINTENANCE SERVICES	1,525.04
27/07/2023	97067	ARM SECURITY	SECURITY SYSTEMS SUPPLY AND MONITORING	1,493.58
27/07/2023	97164	ARROW BRONZE	MEMORIAL PLAQUES SUPPLIER	429.84
13/07/2023	96989	ATO EFT DEPOSITS TRUST A/C	PAYG TAXATION	250,879.00
27/07/2023	97219	ATO EFT DEPOSITS TRUST A/C	PAYG TAXATION	270,937.00
12/07/2023	96901	ATTEKUS	SOFTWARE SERVICES	240.63
27/07/2023	97035	AUSQ TRAINING	TRAINING SERVICES	1,500.00
27/07/2023	97204	AUSTRALIA DAY COUNCIL OF WA NO 2 ACCOUNT	MEMBERSHIP	720.00
27/07/2023	97181	AUSTRALIA POST	POSTAL SERVICE	1,141.67
12/07/2023	96883	AUTO ONE TRADING PTY LTD	AUTOMOTIVE SERVICE AND REPAIR	276.50
27/07/2023	97139	AUTO ONE TRADING PTY LTD	AUTOMOTIVE	540.56
27/07/2023	97115	B & I HOPWOOD	BJTP REFUND	57.00
12/07/2023	96953	B&B STREET SWEEPING	STREET SWEEPING SERVICE	71,548.86
12/07/2023	96792	BARRY ALLEN ELECTRICAL SERVICES PTY LTD	ELECTRICAL SERVICES - BARNARD PK AND NCC LIGHT REPAIRS	45,978.90
27/07/2023	97053	BARRY ALLEN ELECTRICAL SERVICES PTY LTD	ELECTRICAL SERVICES	6,675.15
12/07/2023	96948	BAY SIGNS	SIGNAGE SERVICES	330.00
27/07/2023	97074	BAYTHE LINEN AND LAUNDRY	SUPPLY OF CLEAN LINEN	107.32
12/07/2023	96784	BCP LIQUID WASTE	LIQUID WASTE SERVICES	285.00
27/07/2023	97124	BE MY KOORDA ABORIGINAL CORPORATION	DONATION	480.00
12/07/2023	96984	BEACHLANDS LAWNMOWING SERVICE	LAWN MOWING SERVICE	300.00
12/07/2023	96969	BG&E PTY LTD	CONSULTANCY SERVICES	9,563.40
12/07/2023	96887	BING TECHNOLOGIES PTY LTD	MAILING SERVICES	3,049.98
27/07/2023	97142	BING TECHNOLOGIES PTY LTD	MAILING SERVICES	1,147.57
12/07/2023	96869	BIO SOIL SOLUTIONS	LANDSCAPE SUPPLIES FOR BUSSELTON FORESHORE	10,000.00
12/07/2023	96909	BLUE FORCE PTY LTD	ACCESS CONTROL AND GATE SUPPLY AT THE BUSSELTON DEPOT	35,639.20
27/07/2023	97049	BLUESTEEL ENTERPRISES PTY LTD	EMERGENCY RESPONSE EQUIPMENT	305.72
27/07/2023	97161	BOARDLEY INVESTMENTS PTY LTD	MEAT SUPPLIES	62.49
12/07/2023	96927	BOC LIMITED	GAS SERVICES	1,139.17
27/07/2023	97168	BOC LIMITED	GAS SERVICES	2,679.22
27/07/2023	97020	BOLINDA PUBLISHING PTY LTD	LIBRARY RESOURCES	64.35
12/07/2023	96766	BOYANUP BOTANICAL	NURSERY SERVICES	1,212.60
12/07/2023	96864	BRETT TITTERTON ELECTRICAL AND AIR CONDI	ELECTRICAL SERVICES	1,070.00
20/07/2023	97014	BROAD CONSTRUCTION PTY LTD	CONSTRUCTION SERVICES	900,693.40
12/07/2023	96967	BSA ADVANCED PROPERTY SOLUTIONS	AIR CONDITIONING SERVICES	375.65
27/07/2023	97203	BSA ADVANCED PROPERTY SOLUTIONS	AIR CONDITIONING SERVICES	2,145.00
12/07/2023	96916	BUG PEST CONTROL PTY LTD	PEST CONTROL SERVICES	1,380.00



**LISTING OF PAYMENTS MADE
UNDER DELEGATED AUTHORITY
FOR THE MONTH OF JULY 2023**

CHEQUE PAYMENTS	119717 - 119736	111,510.18
ELECTRONIC FUNDS TRANSFER PAYMENTS	96756 - 97224	5,535,583.15
TRUST ACCOUNT PAYMENTS	EFT# TR000001 - TR000003	56,110.69
PAYROLL PAYMENTS	01.07.23 - 31.07.23	1,750,327.57
INTERNAL PAYMENT VOUCHERS	DD# 5350 - 5383	136,904.92
		7,590,436.51

12/07/2023	96802	BUNBURY AND BUSSELTON TOWING SERVICE	TOWING SERVICES	1,160.00
12/07/2023	96956	BUNNINGS BUILDING SUPPLIES	HARDWARE SUPPLIES	658.56
27/07/2023	97191	BUNNINGS BUILDING SUPPLIES	HARDWARE SUPPLIES	1,983.31
12/07/2023	96894	BUSINESS EVENTS PERTH	MEMBERSHIP BUSINESS TOURISM	2,585.00
12/07/2023	96804	BUSSELTON AGRICULTURAL SERVICES (WA) PTY	RURAL SUPPLIES	1,080.00
27/07/2023	97063	BUSSELTON AGRICULTURAL SERVICES (WA) PTY	RURAL SUPPLIES	3,320.00
27/07/2023	97032	BUSSELTON BEARING SERVICES	BEARING SUPPLIES	1,416.84
12/07/2023	96882	BUSSELTON BUILDING PRODUCTS	BUILDING PRODUCT SUPPLIER	123.43
27/07/2023	97137	BUSSELTON BUILDING PRODUCTS	BUILDING PRODUCT SUPPLIER	579.39
27/07/2023	97019	BUSSELTON HYDRAULIC SERVICES INC	HYDRAULIC SERVICES	555.22
27/07/2023	97180	BUSSELTON MOTORS	VEHICLE PURCHASES / SERVICES / PARTS	731.45
12/07/2023	96952	BUSSELTON SENIOR HIGH SCHOOL	DONATION	600.00
27/07/2023	97132	BUSSELTON SUBIE SERVICE	AUTOMOTIVE SERVICE AND REPAIR	839.70
12/07/2023	96924	BUSSELTON TOYOTA	VEHICLE PURCHASES / SERVICES / PARTS	310.00
12/07/2023	96925	BUSSELTON WATER	WATER SERVICES	101,413.70
27/07/2023	97166	BUSSELTON WATER	WATER SERVICES	866.03
12/07/2023	96801	CAPE NATURALISTE P&C CAFE	CATERING	202.50
19/07/2023	97006	CAPE TRAINING & ASSESSING PTY LTD	TRAINING AND ASSESSMENT	6,000.00
27/07/2023	97156	CAPE TRAINING & ASSESSING PTY LTD	TRAINING AND ASSESSMENT	1,200.00
27/07/2023	97187	CARAVAN INDUSTRY ASSOCIATION WA INC	MEMBERSHIP	1,100.00
12/07/2023	96963	CARBONE BROS PTY LTD	LIMESTONE SUPPLIES	24,552.99
27/07/2023	97117	CARLY PASALICH	BJTP REFUND	156.00
12/07/2023	96835	CB TRAFFIC SOLUTIONS PTY LTD	TRAFFIC MANAGEMENT SERVICES	4,895.01
27/07/2023	97094	CB TRAFFIC SOLUTIONS PTY LTD	TRAFFIC MANAGEMENT SERVICES	10,893.58
27/07/2023	97092	CHOICECHEM	BITUMEN REMOVER	6,185.03
12/07/2023	96808	CHRISTINE SEATORY	ART SALES	210.00
12/07/2023	96872	CHRISTINE SUNDERLAND	REFUND DOG REGISTRATION	150.00
12/07/2023	96959	CHUBB FIRE SAFETY	FIRE EQUIPMENT SERVICES	4,476.57
27/07/2023	97017	CINEFFEST OZ INC	CONTRIBUTION - FESTIVAL FILMS	88,000.00
19/07/2023	97011	CITY AND REGIONAL FUELS	FUEL SERVICES	2,977.78
13/07/2023	96991	CITY OF BUSSELTON	PAYROLL DEDUCTIONS REALLOCATION	4,478.80
27/07/2023	97221	CITY OF BUSSELTON	PAYROLL DEDUCTIONS REALLOCATION	4,342.64
13/07/2023	96986	CITY OF BUSSELTON CHRISTMAS CLUB	PAYROLL DEDUCTIONS	2,352.18
27/07/2023	97216	CITY OF BUSSELTON CHRISTMAS CLUB	PAYROLL DEDUCTIONS	2,352.18
13/07/2023	96987	CITY OF BUSSELTON STAFF LOTTO	STAFF LOTTO	174.00
27/07/2023	97217	CITY OF BUSSELTON STAFF LOTTO	STAFF LOTTO	174.00
13/07/2023	96993	CITY OF BUSSELTON-SOCIAL CLUB	SOCIAL CLUB REIMBURSEMENT	204.00
27/07/2023	97223	CITY OF BUSSELTON-SOCIAL CLUB	SOCIAL CLUB REIMBURSEMENT	200.00
27/07/2023	97169	CID EQUIPMENT PTY LTD	PLANT PURCHASES / SERVICES / PARTS	605.16
12/07/2023	96965	CLEANAWAY	WASTE MANAGEMENT SERVICES	21,356.88
27/07/2023	97200	CLEANAWAY	WASTE MANAGEMENT SERVICES	91,763.77
27/07/2023	97064	CLEANAWAY CO PTY LTD	CHEMICAL DISPOSAL SERVICES	6,052.35
27/07/2023	97176	CLEANAWAY OPERATIONS PTY LTD	MAINTENANCE PARTS WASH	1,024.86
12/07/2023	96807	CLEANAWAY SOLID WASTE PTY LTD	WASTE DISPOSAL SERVICES	6,686.65
27/07/2023	97066	CLEANAWAY SOLID WASTE PTY LTD	WASTE DISPOSAL SERVICES	65.10
12/07/2023	96841	CLICK STUDIOS (SA) PTY LTD	SOFTWARE	579.46
12/07/2023	96812	COATES CIVIL CONSULTING P/L	CIVIL ENGINEERING CONSULTING SERVICES	4,928.00
12/07/2023	96785	COLES.COM.AU	COUNCIL & STAFF REFRESHMENTS	487.65
27/07/2023	97044	COLES.COM.AU	COUNCIL & STAFF REFRESHMENTS	768.05
12/07/2023	96928	COMMERCIAL CLEANING EQUIPMENT	CLEANING EQUIPMENT SUPPLIER	1,105.50
12/07/2023	96822	COMMON GROUND TRAILS	MEELUP ACCESSIBLE TRAIL ASSESSEMENT	10,208.00
12/07/2023	96821	COMPUTER WEST	INFORMATION TECHNOLOGY SUPPLIER	3,065.70
12/07/2023	96865	CONSULT DIRECT	CLEANING EQUIPMENT AND SERVICES	580.80
12/07/2023	96905	CONTATORE ENGINEERING PTY LTD	EARTHMOVING EQUIPMENT HIRE	10,780.00
27/07/2023	97018	CORNE LOMBARD	STAFF REIMBURSEMENT	179.49
19/07/2023	96997	CORNE LOMBARD	STAFF REIMBURSEMENT	179.49
12/07/2023	96805	CORSIGN WA PTY LTD	SIGNAGE AND TRAFFIC ACCESSORIES	983.40
27/07/2023	97065	CORSIGN WA PTY LTD	SIGNAGE AND TRAFFIC ACCESSORIES	605.00
12/07/2023	96917	COWARAMUP AGENCIES	GEOHEX MATTING	990.00
12/07/2023	96888	CR. ANNE RYAN	COUNCILLOR PAYMENT	2,956.44
12/07/2023	96760	CR. GRANT HENLEY	COUNCILLOR PAYMENT	11,852.14
12/07/2023	96886	CR. JODIE RICHARDS	COUNCILLOR PAYMENT	2,956.44
12/07/2023	96849	CR. KATHERINE COX	COUNCILLOR PAYMENTS	2,956.44
12/07/2023	96889	CR. MIKAYLA LOVE	COUNCILLOR PAYMENT	2,953.90
12/07/2023	96791	CR. PAUL CARTER	COUNCILLOR PAYMENT	4,846.77
12/07/2023	96853	CR. PHILL CRONIN	COUNCILLOR PAYMENTS	2,956.44
19/07/2023	97002	CR. PHILL CRONIN	COUNCILLOR PAYMENTS	381.20
12/07/2023	96790	CR. ROSS PAINE	COUNCILLOR PAYMENT	2,956.44
12/07/2023	96848	CR. SUSAN RICCELLI	COUNCILLOR PAYMENT	2,956.44
12/07/2023	96832	CRAIG & LISA BASELL	WATER CHARGES REIMBURSEMENT	1,001.30
12/07/2023	96776	CRANEFORD PLUMBING PTY LTD	PLUMBING SERVICES	30,298.36
27/07/2023	97038	CRANEFORD PLUMBING PTY LTD	PLUMBING SERVICES	6,306.31
27/07/2023	97202	CROSS SECURITY SERVICES	SECURITY SERVICES	2,481.38
12/07/2023	96837	CS LEGAL - CLOISTERS SQUARE	LEGAL RECOVERY ON RATING DEBTS	2,136.20
13/07/2023	96992	CSA OFFICIAL RECEIPTS ACCOUNT	SALARY DEDUCTIONS	1,299.70
27/07/2023	97222	CSA OFFICIAL RECEIPTS ACCOUNT	SALARY DEDUCTIONS	1,299.70
12/07/2023	96910	CYBERCX PTY LTD	CYBER SECURITY SERVICES	27,983.07
12/07/2023	96893	D & K HEART	ART SALES	45.00
27/07/2023	97126	D MARSHALL & K MCDONALD	RATE REFUND	817.14
12/07/2023	96828	DARRYL AND LEONIE STEAD	WATER CHARGES REIMBURSEMENT	2,128.25
12/07/2023	96929	DAVID GRAY & CO	GARBAGE BINS & PARTS SUPPLIER	3,577.20
27/07/2023	97195	DAVID MILDWATERS ELECTRICAL	MAINTENANCE SERVICES	2,660.90
12/07/2023	96839	DAVID NICHOLSON	STAFF REIMBURSEMENT	350.00
27/07/2023	97021	DEPARTMENT OF PLANNING, LANDS AND HERITA	DEVELOPMENT ASSESSMENT PANEL PAYMENT	6,003.00
27/07/2023	97059	DEPARTMENT OF PLANNING, LANDS AND HERITA	LEASE AGREEMENT	1,650.00



LISTING OF PAYMENTS MADE
UNDER DELEGATED AUTHORITY
FOR THE MONTH OF JULY 2023

CHEQUE PAYMENTS	119717 - 119736	111,510.18
ELECTRONIC FUNDS TRANSFER PAYMENTS	96756 - 97224	5,535,583.15
TRUST ACCOUNT PAYMENTS	EFT# TR000001 - TR000003	56,110.69
PAYROLL PAYMENTS	01.07.23 - 31.07.23	1,750,327.57
INTERNAL PAYMENT VOUCHERS	DD# 5350 - 5383	136,904.92
		7,590,436.51

12/07/2023	96764	DEPARTMENT OF PLANNING, LANDS AND HERITAGE	DEVELOPMENT ASSESSMENT PANEL PAYMENT	6,003.00
27/07/2023	97027	DEPARTMENT OF TRANSPORT	VEHICLE OWNERSHIP SEARCHES	24.60
19/07/2023	97000	DEPARTMENT OF WATER AND ENVIRONMENT REGU	ENVIRONMENTAL SERVICES	2,176.00
27/07/2023	97072	DEPARTMENT OF WATER AND ENVIRONMENT REGU	ENVIRONMENTAL SERVICES	2,176.00
12/07/2023	96860	DEVLYN CONSTRUCTIONS PTY LTD	CONSTRUCTION SERVICES - GLC STORAGE EXPANSION	174,351.73
27/07/2023	97207	DIRECT LIGHTING	LIGHTING SUPPLIER	2,040.00
19/07/2023	97004	DONALD CANT WATTS CORKE (WA) PTY LTS	CONSULTANCY SERVICES	26,174.50
12/07/2023	96892	DOROTHY ROBINSON	ART SALES	96.25
12/07/2023	96817	DORSOGNA LIMITED	ICE CREAM AND SMALL GOODS	1,169.43
27/07/2023	97079	DORSOGNA LIMITED	ICE CREAM STOCK - GLC	1,231.04
12/07/2023	96800	DOUTH CONTRACTING	PROPERTY & GARDEN MAINTENANCE	113.23
27/07/2023	97106	DOWN SOUTH WHOLESALE	CONSUMABLES FOR BJTP	324.35
27/07/2023	97040	DUNSBOROUGH COMMUNITY GARDEN	DONATION	3,927.28
12/07/2023	96824	EAGLE VALLEY & CO PTY LTD	TYRE SALES AND SERVICE	1,170.00
12/07/2023	96793	ECHO FIELD PTY LTD	MAINTENANCE SERVICES - RURAL ROAD VERGE SPRAYING	6,127.97
27/07/2023	97054	ECHO FIELD PTY LTD	MAINTENANCE SERVICES	1,675.30
12/07/2023	96926	ECOSYSTEMS SOLUTIONS	CONSULTANCY SERVICES	2,640.00
27/07/2023	97167	ECOSYSTEMS SOLUTIONS	CONSULTANCY SERVICES	1,210.00
27/07/2023	97199	EDUCATIONAL ART SUPPLIES	ART EQUIPMENT SUPPLIES	262.68
12/07/2023	96878	ELEMENT ADVISORY PTY LTD	HERITAGE ADVICORY SERVICES	8,025.00
27/07/2023	97151	ELITE BUSINESS PERFORMANCE PTY LTD	CONSULTING SERVICES	1,254.00
12/07/2023	96756	ELLIOTTS FILTRATION	IRON FILTRATION SERVICES - PORT GEOGRAPHE, BSN FORESHORE & BSN CEMETERY	8,723.00
12/07/2023	96874	ELZA FOUCHE ARTIST	ART SALES	4.20
27/07/2023	97147	EMERSON RAINE	STRATA LEVY FEES & WATER CONSUMPTION	5,373.80
12/07/2023	96774	ENVIRONEX INTERNATIONAL PTY LTD	POOL CHEMICALS FOR GLC	1,402.53
27/07/2023	97016	ENVIRONMENTAL HEALTH AUSTRALIA	TRAINING SERVICES	550.00
12/07/2023	96907	ERIN ROBERTS	ART SALES	94.50
12/07/2023	96787	EVERETTS HOME & YARD MAINTENANCE	ART, CRC AND LIBRARY SCREEN MAINTENANCE	9,360.00
27/07/2023	97041	EVERGREEN HOLDINGS PTY LTD	INDUSTRIAL SUPPLIES	288.42
19/07/2023	97003	FAIRTEL PTY LTD	TELECOMMUNICATION SERVICES	158.99
27/07/2023	97085	FASSOM PTY LTD	STATIONERY AND OFFICE SUPPLIES	182.09
12/07/2023	96908	FIONA FREMLIN	WATER REIMBURSEMENT	1,396.55
12/07/2023	96871	FLOW STATE JIU JITSU	GLC REFUNDS	680.00
19/07/2023	97008	FLOW STATE JIU JITSU	GRANT FUNDING	4,000.00
27/07/2023	97159	FRAGRANCE WA-PERTH MURRAY STREET HOTEL P	ACCOMMODATION	440.30
12/07/2023	96826	FRANK SUTTON	WATER CHARGES REIMBURSEMENT	215.10
27/07/2023	97213	FRED ROSE EXCAVATOR HIRE	EARTHMOVING - WASTE FACILITY & ROADWORKS	7,428.30
12/07/2023	96814	FRESH AS	REFRESHMENTS	146.90
27/07/2023	97076	FRESH AS	REFRESHMENTS	153.30
27/07/2023	97110	FUSION JEWELLERS	ECONOMIC AND COMMUNITY GRANT	499.00
27/07/2023	97179	GALVINS PLUMBING PLUS	PLUMBING SUPPLIES	2,026.92
27/07/2023	97130	GANNAWAYS CHARTER AND TOURS	BUS HIRE SERVICE	1,058.00
12/07/2023	96904	GARY LEE ELECTRICAL	MEELUP AND CASTLE ROCK INSTALLATION OF BBQ SOLAR PANELS	52,417.34
27/07/2023	97170	GEMI PTY LTD	MAINTENANCE SERVICES	2,205.50
27/07/2023	97145	GENERATORS AUSTRALIA PTY LTD	HIRE AND SALES OF EQUIPMENT	2,333.56
27/07/2023	97070	GEOBOX PTY LTD	VEHICLE CAMERAS	1,947.00
27/07/2023	97111	GEOGRAFIA PTY LTD	SPENDMAPP SUBSCRIPTION RENEWAL - DATA ANALYSIS PROGRAM	20,020.00
12/07/2023	96806	GEOGRAPHE COMMUNITY LANDCARE NURSERY	NURSERY SUPPLIES	9,177.65
19/07/2023	97009	GEOGRAPHE PETROLEUM	FUEL SERVICES	28,309.39
12/07/2023	96972	GEOGRAPHE SAWS AND MOWERS	PLANT PURCHASES / SERVICES / PARTS	2,022.20
27/07/2023	97205	GEOGRAPHE SAWS AND MOWERS	PLANT PURCHASES / SERVICES / PARTS	2,251.30
12/07/2023	96930	GEOGRAPHE TIMBER & HARDWARE	HARDWARE SUPPLIES	485.10
12/07/2023	96845	GEOSPREAD	GREEN WASTE MULCHING	30,237.90
27/07/2023	97197	GISSA	CONSULTANCY SERVICES	4,220.70
12/07/2023	96833	GL BRYANT ENVIRONMENTAL CONSULTING	CONSULTANCY	4,949.00
27/07/2023	97060	GLORIA HILL	WELCOME TO COUNTRY	300.00
12/07/2023	96795	GRAHAM BAILEY	WATER CHARGES REIMBURSEMENT	380.55
27/07/2023	97119	GREG HARDIE	BJTP REFUND	88.00
12/07/2023	96769	GREG JAMES SCULPTURE STUDIO	DESIGN CONCEPT	1.08
12/07/2023	96895	HARCHER PRESTIGE BUSSELTON	HOSPITALITY EQUIPMENT AND CONSUMABLES	2,341.50
27/07/2023	97144	HARCHER PRESTIGE BUSSELTON	HOSPITALITY EQUIPMENT SUPPLIER	3,537.35
12/07/2023	96758	HARLEY DYKSTRA	CONTOUR SURVEY REPORT	6,435.00
27/07/2023	97095	HIFX LIMITED CLIENT SECURITY TRUST ACC	ELECTRONIC VISITOR MANAGEMENT SYSTEM	70.00
12/07/2023	96982	HIP POCKET WORKWEAR	UNIFORMS & PROTECTIVE CLOTHING	839.78
27/07/2023	97212	HIP POCKET WORKWEAR	UNIFORMS & PROTECTIVE CLOTHING	91.90
27/07/2023	97150	HIRE A FENCE	TEMPORARY FENCING HIRE	2,006.40
27/07/2023	97148	HIVO PTY LTD	DIGITAL ASSET MANAGEMENT SOFTWARE	3,399.00
12/07/2023	96770	HOLCIM (AUSTRALIA) PTY LTD	CONCRETE SERVICES	526.24
27/07/2023	97131	HOST CORPORATION PTY LTD	CATERING EQUIPMENT	110.00
12/07/2023	96912	HOT CHOCOLATTE	BARISTA TRAINING	440.00
12/07/2023	96920	IAN THOMPSON	STAFF REIMBURSEMENT	74.62
27/07/2023	97090	ILLION AUSTRALIA PTY LTD	TENDER ADVERTISING AND MANAGEMENT	116.16
27/07/2023	97056	IMAGE ON LINE	MARKETING	261.25
12/07/2023	96858	INSTANT PRODUCTS HIRE	PUBLIC ABULTIONS HIRE AND SALES	2,642.93
12/07/2023	96885	INTELLITRAC	GPS TRACKING DEVICES	561.00
27/07/2023	97140	INTELLITRAC	GPS TRACKING DEVICES	3,331.90
12/07/2023	96782	INVASIVE SPECIES PTY LTD T/A ALPHA PEST	FOX BAITING	1,961.30
27/07/2023	97141	IPEC PTY LTD	COURIER SERVICES	209.92
27/07/2023	97193	IPWEA	MEMBERSHIP	6,133.97
12/07/2023	96958	IPWEA-WA	TRAINING SERVICES	1,000.00
27/07/2023	97125	ISABELLA DUFF	DONATION	500.00
14/07/2023	96996	ISABELLA HANCOCK	STAFF REIMBURSEMENT	1,123.54
12/07/2023	96818	JAN ROBERTS	ART SALES	8.00
27/07/2023	97194	JARDINE LLOYD THOMPSON PTY LTD	INSURANCE SERVICES	7,616.72
27/07/2023	97128	JASON EY	DONATION	1,000.00



LISTING OF PAYMENTS MADE
UNDER DELEGATED AUTHORITY
FOR THE MONTH OF JULY 2023

CHEQUE PAYMENTS	119717 - 119736	111,510.18
ELECTRONIC FUNDS TRANSFER PAYMENTS	96756 - 97224	5,535,583.15
TRUST ACCOUNT PAYMENTS	EFT# TR000001 - TR000003	56,110.69
PAYROLL PAYMENTS	01.07.23 - 31.07.23	1,750,327.57
INTERNAL PAYMENT VOUCHERS	DD# 5350 - 5383	136,904.92
		7,590,436.51

12/07/2023	96932	JASON SIGNMAKERS	SIGNAGE SUPPLIES	5,364.26
19/07/2023	97012	JD & JE CORKER	STAFF REIMBURSEMENT	100.00
12/07/2023	96954	JDA CONSULTANT HYDROLOGISTS	CONSULTANCY SERVICES	3,080.00
19/07/2023	97007	JEMMA MELVILLE	AUSLAN INTERPRETING	400.00
12/07/2023	96809	JENNIFER BROWN	ART SALES	80.00
27/07/2023	97100	JIGSAW SIGNS & PRINT	SIGNAGE SERVICES	110.00
12/07/2023	96783	JIMS FIRST	HARDWARE SUPPLIES	65.88
27/07/2023	97043	JIMS FIRST	HARDWARE SUPPLIES	25.20
13/07/2023	96988	JMW REAL ESTATE TRUST	T NOTTLE RENT	1,400.00
27/07/2023	97218	JMW REAL ESTATE TRUST	T NOTTLE RENT	1,400.00
12/07/2023	96863	JOEL SMOKER	ART SALES	17.47
27/07/2023	97121	JOHN & DAVIDA MITCHELL	BJTP REFUND	57.00
12/07/2023	96898	JOHN LOHF	ART SALES	26.60
12/07/2023	96877	JOSH AND ANNA FOLEY	CARPENTRY AND BUILDING MAINTENANCE	4,598.00
27/07/2023	97118	JOSH GARNETT	BJTP REFUND	58.00
12/07/2023	96827	JUDITH TOOKE	WATER CHARGES REIMBURSEMENT	167.90
12/07/2023	96979	JUICE PRINT	PRINTING SERVICES	95.44
27/07/2023	97210	JUICE PRINT	PRINTING SERVICES	2,164.36
12/07/2023	96842	JULIE GUTHRIDGE	ART SALES	15.40
12/07/2023	96896	K & L MCCALLUM	WATER REIMBURSEMENT	1,899.10
12/07/2023	96962	KALLOORUP BUSHFIRE BRIGADE	PETTY CASH REIMBURSEMENT	950.78
27/07/2023	97108	KAREN TAYLOR-VIVIAN	WATER CHARGES REIMBURSEMENT	6,386.95
12/07/2023	96866	KAY MANOLAS	ART SALES	16.00
12/07/2023	96933	KD POWER	MAINTENANCE SERVICES	100.01
27/07/2023	97098	KELLY MCGORLICK	WATER CHARGES REIMBURSEMENT	2,218.40
12/07/2023	96902	KERRIN HAMPSON	STAFF REIMBURSEMENT	419.23
27/07/2023	97057	KESTRAL COMPUTING PTY LTD	BOOKING SYSTEM - PHOENIX ANNUAL LICENCE RENEWAL	19,291.80
27/07/2023	97149	KEVIN BOWSER	STAFF REIMBURSEMENT	102.44
27/07/2023	97073	KITCHEN TAKEOVERS	CATERING	90.00
12/07/2023	96938	LANDGATE (VALUER GENERAL'S OFFICE)	LAND VALUATIONS	6,420.97
27/07/2023	97177	LANDGATE (VALUER GENERAL'S OFFICE)	LAND VALUATIONS	56.40
12/07/2023	96936	LANDGATE CUSTOMER ACCOUNT	LAND INFORMATION AND TITLE SEARCHES	25,856.41
27/07/2023	97174	LANDGATE CUSTOMER ACCOUNT	LAND INFORMATION AND TITLE SEARCHES	122.00
12/07/2023	96915	LAUNDRY INVESTMENTS INVESTMENTS	DRYCLEANING AND LINEN HIRE SERVICES	2.80
27/07/2023	97160	LAUNDRY INVESTMENTS INVESTMENTS	DRYCLEANING AND LINEN HIRE SERVICES	38.40
12/07/2023	96881	LAWRENCE & HANSON	ELECTRICAL/PROTECTIVE CLOTHING SUPPLIES	209.00
27/07/2023	97135	LAWRENCE & HANSON	ELECTRICAL/PROTECTIVE CLOTHING SUPPLIES	4,647.27
27/07/2023	97127	LAYLA HESLEWOOD	DONATION	500.00
12/07/2023	96978	LE & OG ISBEL	ART SALES	139.20
12/07/2023	96762	LEEUWIN CIVIL PTY LTD	HIRE EQUIPMENT SERVICES	8,053.28
12/07/2023	96971	LEEUWIN TRANSPORT	COURIER SERVICES	2,454.93
12/07/2023	96964	LINCOLN HIGGINS	FORESHORE PICNIC SETTINGS	10,978.00
12/07/2023	96836	LIVING MADLY PTY LTD	BAKERY CATERING	175.00
27/07/2023	97096	LIVING MADLY PTY LTD	BAKERY CATERING	972.00
12/07/2023	96983	LOCAL GOVERNMENT PROFESSIONALS AUSTRALIA	TRAINING SERVICES	2,200.00
27/07/2023	97214	LOCAL GOVERNMENT PROFESSIONALS AUSTRALIA	TRAINING SERVICES	1,040.00
27/07/2023	97105	LOCK AROUND THE CLOCK	SECURITY SERVICES	447.00
27/07/2023	97045	LOTEX FILTER CLEANING SERVICE	PLANT FILTER CLEANING SERVICE	417.85
27/07/2023	97206	LOTUS FOLDING WALLS AND DOORS PTY LTD	OPERABLE DOORS	126.50
27/07/2023	97120	LUKE & ANNIKA LOWERY	BJTP REFUND	116.50
12/07/2023	96934	MACDONALD JOHNSTON PTY LTD	ENGINEERING - PLANT SPARES & SERVICING	1,837.81
27/07/2023	97172	MACDONALD JOHNSTON PTY LTD	ENGINEERING - PLANT SPARES & SERVICING	3,187.40
12/07/2023	96944	MAJOR MOTORS PTY LTD	PLANT PURCHASES / SERVICES / PARTS	501.73
27/07/2023	97184	MAJOR MOTORS PTY LTD	PLANT PURCHASES / SERVICES / PARTS	1,476.94
12/07/2023	96900	MALATESTA ROAD PAVING	ROAD HOTMIX / PAVING SERVICES	4,967.60
27/07/2023	97146	MALATESTA ROAD PAVING	ROAD HOTMIX / PAVING SERVICES	3,850.00
12/07/2023	96856	MALCOLM ROBERTS	ART SALES	133.00
12/07/2023	96876	MARGARET GEARY	ART SALES	2.80
12/07/2023	96786	MARGARET RIVER BUSSELTON TOURISM ASSOCIATION	CONTRIBUTION TOWARDS COSTS OF RAILWAY HOUSE CLEANING	2,407.61
12/07/2023	96778	MARGARET RIVER FENCING	MAINTENANCE SERVICES- BSN DEPOT & NCC BIN COMPOUND GATES	7,711.00
27/07/2023	97039	MARGARET RIVER FENCING	MAINTENANCE SERVICES	660.00
12/07/2023	96788	MARKETFORCE PTY LTD	ADVERTISING SERVICES	1,315.10
27/07/2023	97062	MARTINE PERRET	ART SALES	150.00
27/07/2023	97080	MAX AND CLAIRE PTY LTD T/AS ERGOLINK	ERGONOMIC OFFICE EQUIPMENT	273.06
12/07/2023	96879	MAYDAY SERVICES	EQUIPMENT HIRE	3,025.00
27/07/2023	97133	MAYDAY SERVICES	EQUIPMENT HIRE	6,352.50
12/07/2023	96773	MCLEODS BARRISTERS & SOLICITORS	LEGAL SERVICES	1,558.70
27/07/2023	97034	MCLEODS BARRISTERS & SOLICITORS	LEGAL SERVICES	4,890.04
12/07/2023	96844	MDM ENTERTAINMENT PTY LTD	DVD AND CD SUPPLY TO LIBRARY	735.12
27/07/2023	97102	MDM ENTERTAINMENT PTY LTD	DVD AND CD SUPPLY TO LIBRARY	275.38
12/07/2023	96923	ME RAINEY T/AS PK COURIERS	COURIER SERVICES	231.00
12/07/2023	96831	MICHAEL & KATE WILSON	WATER CHARGES REIMBURSEMENT	1,292.20
12/07/2023	96903	MICKAZ NOMINEES	BBQ CLEANING	1,818.96
12/07/2023	96825	MIKE MORGAN	WATER CHARGES REIMBURSEMENT	520.35
12/07/2023	96919	MILLS RECRUITMENT	RECRUITMENT SERVICES	10,120.00
12/07/2023	96966	MODERN TEACHING AIDS PTY LTD	LIBRARY RESOURCES	2,825.92
27/07/2023	97037	MP & M EVERUSS	STAFF REIMBURSEMENT	65.00
12/07/2023	96861	MUIRS	VEHICLE MAINTENANCE	550.00
27/07/2023	97109	MUIRS	VEHICLE MAINTENANCE	627.11
27/07/2023	97208	MUSEUM SHOPS ASSOCIATION OF AUSTRALIA	MEMBERSHIP	88.00
12/07/2023	96779	NALDA HOSKINS DESIGN	ART SALES	80.00
27/07/2023	97071	NANCHHELL ENTERPRISES PTY LTD	GIFTS	250.00
12/07/2023	96855	NATURAL EDGE FRAMING & PHOTOGRAPHY	ART SALES	80.85
12/07/2023	96813	NATURALISTE FAMILY PLAYGROUP INC	MORNING TEA FOR CUPPA WITH A SERVICE	513.80
27/07/2023	97048	NATURALISTE HYGIENE SERVICES	HYGIENE SERVICES	3,362.63



LISTING OF PAYMENTS MADE
UNDER DELEGATED AUTHORITY
FOR THE MONTH OF JULY 2023

CHEQUE PAYMENTS	119717 - 119736	111,510.18
ELECTRONIC FUNDS TRANSFER PAYMENTS	96756 - 97224	5,535,583.15
TRUST ACCOUNT PAYMENTS	EFT# TR000001 - TR000003	56,110.69
PAYROLL PAYMENTS	01.07.23 - 31.07.23	1,750,327.57
INTERNAL PAYMENT VOUCHERS	DD# 5350 - 5383	136,904.92
		7,590,436.51

27/07/2023	97031	NATURALISTE UNIVERSITY OF THE THIRD AGE	COMMUNITY BID	628.19
12/07/2023	96847	NATURE CONSERVATION MARGARET RIVER	BOND REFUND	1,986.88
12/07/2023	96935	NICHOLLS MACHINERY	PLANT PURCHASES / SERVICES / PARTS	900.09
27/07/2023	97173	NICHOLLS MACHINERY	PLANT PURCHASES / SERVICES / PARTS	6,666.98
27/07/2023	97086	NIGHTLIFE MUSIC PTY LTD	MUSIC AND VIDEO SUBSCRIPTION SERVICES	413.92
27/07/2023	97158	NOOSHIES FAMILY TRUST	FACE PAINTING	20.00
12/07/2023	96850	OCR HOLDINGS PTY LTD	LIQUID WASTE REMOVAL	1,690.70
12/07/2023	96875	ODILE M M BELL	ART SALES	45.50
12/07/2023	96816	OFFICEWORKS	OFFICE EQUIPMENT SERVICES	323.52
27/07/2023	97078	OFFICEWORKS	OFFICE EQUIPMENT SERVICES	531.85
12/07/2023	96781	OPTUS BILLING SERVICES PTY LTD	FIXED INTERNET ACCESS	3,067.20
27/07/2023	97029	ORANA CINEMAS BUSSELTON	ADVERTISING SERVICES	608.00
27/07/2023	97026	OUR COMMUNITY	ANNUAL SUBSCRIPTION	400.00
27/07/2023	97069	PASSMORE AUTOMOTIVE	VEHICLE MAINTENANCE SERVICES	511.70
12/07/2023	96939	PENDREY AGENCIES P/L	CHEMICAL/RURAL SUPPLIES	113.92
12/07/2023	96768	PENNY CROWLEY	STAFF REIMBURSEMENT	93.75
12/07/2023	96763	PEOPLESENSE PTY LTD	EMPLOYEE ASSISTANCE PROGRAM	1,683.00
27/07/2023	97024	PHOENIX FOUNDRY PTY LTD	MEMORIAL PLAQUES SUPPLIER	1,643.40
27/07/2023	97091	POWER MEDICAL CENTRE	PRE EMPLOYMENT MEDICAL	231.00
27/07/2023	97028	PRIME INDUSTRIAL PRODUCTS PTY LTD	SAFETY EQUIPMENT	108.57
12/07/2023	96830	PROJECT MILES TRUST	REPAIRS AND MAINTENANCE	3,800.50
19/07/2023	97001	PROJECT MILES TRUST	REPAIRS AND MAINTENANCE	8,187.30
20/07/2023	97013	PROJECT MILES TRUST	REPAIRS AND MAINTENANCE	8,941.90
27/07/2023	97087	PROJECT MILES TRUST	REPAIRS AND MAINTENANCE	4,112.90
12/07/2023	96918	PUSH MOBILITY	DISABILITY PRODUCTS	18,397.00
27/07/2023	97211	QK TECHNOLOGIES PTY LTD	MEMBERSHIP	3,388.00
27/07/2023	97116	RACHEL ROSS	BJTP REFUND	670.50
27/07/2023	97154	RADIANCE NETWORK SOUTHWEST INC	DONATION	660.00
27/07/2023	97129	RAPHAELA RAABER	DONATION	350.00
12/07/2023	96803	REDFISH TECHNOLOGIES PTY LTD	AUDIO VIDEO CONSULTING	24,790.70
27/07/2023	97088	REGIONAL CAPITALS AUSTRALIA	RCA ANNUAL MEMBERSHIP	11,000.00
12/07/2023	96947	REPCO AUTO PARTS	PLANT PURCHASES / SERVICES / PARTS	742.12
27/07/2023	97186	REPCO AUTO PARTS	PLANT PURCHASES / SERVICES / PARTS	5,064.83
27/07/2023	97209	RMS (AUST)P/L	SOFTWARE SERVICES	108.35
12/07/2023	96799	ROBERT'S TILT TRAY & HIAB SERVICE	FREIGHT	1,512.50
12/07/2023	96942	RODS AUTO ELECTRICS	AUTO ELECTRICAL SERVICES	1,924.79
27/07/2023	97182	RODS AUTO ELECTRICS	AUTO ELECTRICAL SERVICES	1,533.25
27/07/2023	97192	RUBEK AUTOMATIC DOORS	AUTOMATIC DOOR SERVICES	572.00
12/07/2023	96843	RURAL PRESS PTY LTD	ADVERTISING SERVICES	1,226.01
12/07/2023	96867	S & S WALKER	ART SALES	40.80
12/07/2023	96911	SACHIKO PEARCE	CATERING	576.00
27/07/2023	97157	SACHIKO PEARCE	CATERING	160.00
12/07/2023	96973	SAFE & SURE SECURITY PTY LTD	SECURITY SERVICES - ALARM OCCURANCE	858.00
12/07/2023	96772	SAFE FIRST TRAINING	STAFF TRAINING	316.00
12/07/2023	96897	SAPIO PTY LTD	ADMINISTRATION BUILDING - CCTV MAINTENANCE	13,420.29
12/07/2023	96880	SAUNDERS HIRE	HIRE OF PLANT AND MACHINERY	4,080.00
27/07/2023	97134	SAUNDERS HIRE	HIRE OF PLANT AND MACHINERY	1,111.00
27/07/2023	97081	SCANIA AUSTRALIA PTY LTD	NEW VEHICLES, PARTS AND LABOUR	681.45
27/07/2023	97051	SCHREDER AUSTRALIA PTY LTD	OUTDOOR LIGHTING	15,732.29
12/07/2023	96775	SCOPE BUSINESS IMAGING	ELECTRONIC EQUIPMENT	465.77
27/07/2023	97114	SE & SJ REYNOLDS	CATERING	1,312.00
12/07/2023	96890	SEEK LIMITED	ADVERTISING SERVICES	1,083.50
27/07/2023	97143	SEEK LIMITED	ADVERTISING SERVICES	1,116.50
27/07/2023	97042	SERVICES AUSTRALIA OFFICIAL DEPARTMENT R	CHARGES FOR CENTREPAY FACILITY	138.60
27/07/2023	97089	SHANE & ALEXIS JENNINGS	INSTALLATION OF SCHEME WATER	802.00
27/07/2023	97163	SHANNON CLOHESSY	CULTURAL SERVICES	500.00
19/07/2023	97005	SHARON CUSTERS	STAFF REIMBURSEMENT	326.40
12/07/2023	96977	SHARON WILLIAMS	ART SALES	40.80
12/07/2023	96921	SHIRE OF AUGUSTA MARGARET RIVER	LSL ACCRUAL REIMBURSEMENT	64,413.50
12/07/2023	96980	SHORE COASTAL	COASTAL CONSULTANCY SERVICES	12,562.00
27/07/2023	97101	SIESTA TIME WA PTY LTD TRADING AS CAPE C	REFRESHMENTS	167.88
27/07/2023	97136	SITEIMPROVE AUSTRALIA PTY LTD	WEBSITE MANAGEMENT & MANAGEMENT SOFTWARE	6,838.58
12/07/2023	96851	SKIDATA AUSTRALASIA PTY LTD	CARPARK EQUIPMENT - SYSTEM SUPPORT	165.00
27/07/2023	97104	SKIDATA AUSTRALASIA PTY LTD	CARPARK EQUIPMENT - AIRPORT	5,803.05
13/07/2023	96985	SMARTSALARY PTY LTD	SALARY PACKAGING SERVICE	20,037.90
27/07/2023	97215	SMARTSALARY PTY LTD	SALARY PACKAGING SERVICE	18,229.00
12/07/2023	96854	SMITHS DETECTION (AUSTRALIA) PTY LTD	SCREENING EQUIPMENT SUPPLY & MAINTENANCE	333.30
12/07/2023	96906	SOILS AINT SOILS	NURSERY SUPPLIES	3,250.25
12/07/2023	96862	SOS OFFICE EQUIPMENT	OFFICE EQUIPMENT SERVICES	2,754.74
12/07/2023	96789	SOUTH WEST INDONESIA COMMUNITY	BOND REFUND	1,000.00
27/07/2023	97175	SOUTH WEST MACHINING CENTRE	PLANT MAINTENANCE SERVICES	44.00
12/07/2023	96834	SOUTH WEST OFFICE NATIONAL	STATIONERY	4,133.27
27/07/2023	97093	SOUTH WEST OFFICE NATIONAL	STATIONERY	2,074.56
12/07/2023	96937	SOUTH WEST STEEL PRODUCTS	STEEL PRODUCTS SUPPLIER	274.21
12/07/2023	96780	SOUTH WEST WINDSCREENS & TINT	WINDSCREENS & TINTING	785.50
12/07/2023	96931	SOUTHERN LOCK AND SECURITY	SECURITY SERVICES	1,652.86
27/07/2023	97171	SOUTHERN LOCK AND SECURITY	SECURITY SERVICES	1,390.46
27/07/2023	97198	SOUTHERN MACHINING & MAINTENANCE	PLANT MAINTENANCE SERVICES	792.00
27/07/2023	97050	SOUTHWEST OUTDOOR POWER	PLANT PURCHASES / SERVICES / PARTS	105.00
27/07/2023	97152	SOUTHWEST TYRE SERVICE	PLANT TYRE SUPPLIER / REPAIRER	18,702.20
27/07/2023	97046	SPORTFIRST BUSSELTON	SPORTING PRODUCTS	86.85
14/07/2023	96995	ST JOHN AMBULANCE	TRAINING SERVICES	1,704.00
12/07/2023	96840	STEPHEN AND TRACY PARNHAM	WATER CHARGE REIMBURSEMENT	1,448.45
12/07/2023	96922	STEWART & HEATON CLOTHING	PROTECTIVE CLOTHING SUPPLIER	535.74
27/07/2023	97165	STEWART & HEATON CLOTHING	PROTECTIVE CLOTHING SUPPLIER	510.21



**LISTING OF PAYMENTS MADE
UNDER DELEGATED AUTHORITY
FOR THE MONTH OF JULY 2023**

CHEQUE PAYMENTS	119717 - 119736	111,510.18
ELECTRONIC FUNDS TRANSFER PAYMENTS	96756 - 97224	5,535,583.15
TRUST ACCOUNT PAYMENTS	EFT# TR000001 - TR000003	56,110.69
PAYROLL PAYMENTS	01.07.23 - 31.07.23	1,750,327.57
INTERNAL PAYMENT VOUCHERS	DD# 5350 - 5383	136,904.92
		7,590,436.51

12/07/2023	96891	STOCKTON HOLDINGS	BBQ MAINTENANCE AT THE BUSSELTON FORESHORE	4,602.40
13/07/2023	96994	SUPERANNUATION	SUPERCHOICE	191,872.62
27/07/2023	97224	SUPERCHOICE	SUPERANNUATION	188,613.04
12/07/2023	96970	SURVCON P/L	SURVEY SERVICES	1,641.50
27/07/2023	97162	SUZIE WHITFIELD	PROFESSIONAL DEVELOPMENT TRAINING	1,980.00
12/07/2023	96943	SW PRECISION PRINT	PRINTING SERVICES	121.00
27/07/2023	97183	SW PRECISION PRINT	PRINTING SERVICES	55.00
27/07/2023	97083	SWEET & UNIQUE (WA) PTY LTD T/AS LUV A L	CONFECTIONERY	277.20
12/07/2023	96838	SYNERGY	ELECTRICITY SUPPLIES	38,322.91
27/07/2023	97097	SYNERGY	ELECTRICITY SUPPLIES	142,346.70
12/07/2023	96976	TA & VM MAZEY	ART SALES	28.00
12/07/2023	96765	TARVIA PTY LTD	ENGINEERING SERVICES	5,349.30
27/07/2023	97022	TARVIA PTY LTD	ENGINEERING SERVICES	392.70
12/07/2023	96857	TECH WINDOW GAVIN KENNETH BARNES t/as	IT SUPPORT AND RETAIL SALES	119.90
12/07/2023	96961	TECHNOLOGY ONE	SOFTWARE SERVICES	825.00
20/07/2023	97015	TELSTRA LIMITED	COMMUNICATION SERVICES	11,266.35
27/07/2023	97155	TELSTRA LIMITED	COMMUNICATION SERVICES	6,156.79
27/07/2023	97023	THAT GUY'S RECYCLING PTY LTD T/A ;;TOTAL	RECYCLING E-WASTE SERVICES	1,750.68
12/07/2023	96761	THE ASSOCIATION FOR PAYROLL SPECIALISTS	MEMBERSHIP / CONFERENCE	1,045.00
27/07/2023	97082	THE GOOD EGG CAFE	VENUE HIRE AND CATERING	10.00
27/07/2023	97153	THE MARGARET RIVER NATURAL SPRING WATER	BOTTLED WATER	165.00
12/07/2023	96798	THE TRUSTEE FOR PIGGOTT FAMILY TRUST	EARTHWORK SERVICES	2,720.56
12/07/2023	96846	THINK WATER DUNSBOROUGH	RETICULATION SERVICES	1,451.50
27/07/2023	97103	THINK WATER DUNSBOROUGH	RETICULATION SERVICES	170.08
12/07/2023	96884	TIM WILSON CARPENTRY	CARPENTRY SERVICES	1,555.00
12/07/2023	96974	TOTAL HORTICULTURAL SERVICES	LANDSCAPING SERVICES	7,436.00
12/07/2023	96975	TRADE HIRE	PLANT HIRE & EQUIPMENT SERVICES	3,962.80
12/07/2023	96771	TRANEN PTY LTD	VEGETATION REPORT - NATURAL AREA MANAGEMENT WORKS	19,840.59
27/07/2023	97123	TRAVELLING TOWN	BOND REFUND	200.00
27/07/2023	97047	TROPHIES ON TIME	NAME BADGE SUPPLIER	66.00
12/07/2023	96810	TRUCK CENTRE (WA) PTY LTD	NEW VEHICLE PARTS & SERVICE	209.65
27/07/2023	97068	TRUCK CENTRE (WA) PTY LTD	NEW VEHICLE PARTS & SERVICE	3,440.93
12/07/2023	96797	TRUE TRACK TRUCK ALIGNING	WHEEL ALIGNMENT SERVICES	285.00
12/07/2023	96873	TYLER LINDBERG	DONATION	500.00
12/07/2023	96852	URBIS PTY LTD	PROPERTY ECONOMIC & RESEARCH CONSULTING	32,780.00
12/07/2023	96951	VASSE VOLUNTEER BUSH FIRE BRIGADE INC	PETTY CASH REIMBURSEMENT	491.89
19/07/2023	96999	VIVA BOOKS	BOOKS AND GIFTS	75.00
27/07/2023	97036	VORGEY PTY LTD	GYM GOODS	1,234.20
12/07/2023	96777	WA NEWSPAPERS LIMITED	ADVERTISING SERVICES	3,523.11
13/07/2023	96990	WA SHIRE COUNCILS	UNION FEES	218.50
27/07/2023	97220	WA SHIRE COUNCILS	UNION FEES	198.00
12/07/2023	96957	WA TREASURY CORPORATION	LOAN REPAYMENTS	276,986.28
12/07/2023	96757	WALGA	WALGA TRAINING SERVICES	638.00
27/07/2023	97061	WALGA ATF LGISWA	WORKER COMPENSATION SERVICES	848,727.48
12/07/2023	96820	WE MCGILL	ART SALES	31.50
12/07/2023	96759	WEATHERSAFE WA	CANVAS SERVICES	22,440.00
12/07/2023	96945	WESFARMERS - BLACKWOODS	FLEET CONSUMABLES & MAINTENANCE PARTS	1,384.02
27/07/2023	97185	WESFARMERS - BLACKWOODS	FLEET CONSUMABLES & MAINTENANCE PARTS	1,055.99
27/07/2023	97190	WESFARMERS KHG	GAS SERVICES	593.41
27/07/2023	97138	WEST COAST WASTE	SKIP BIN HIRE	2,915.00
12/07/2023	96914	WEST OZ LINEMARKING PTY LTD	LINE MARKING SERVICES	25,150.40
27/07/2023	97113	WESTERN GROWERS FRESH	CATERING	158.00
27/07/2023	97052	WESTERN IRRIGATION PTY LTD	BORE AND IRRIGATION SERVICES - DATA SIM CARD HIRE RENEWAL	16,352.60
27/07/2023	97188	WESTRAC P/L	PLANT PURCHASES / SERVICES / PARTS	1,522.05
12/07/2023	96899	WILLIAM JAMES WEBB	INDIGENOUS CULTURAL CONSULTANCY	500.00
12/07/2023	96940	WINC AUSTRALIA PTY LTD	STATIONERY SUPPLIER	1,050.38
27/07/2023	97178	WINC AUSTRALIA PTY LTD	STATIONERY SUPPLIER	48.75
12/07/2023	96968	WML CONSULTANTS PTY LTD	CONSULTANCY SERVICES	3,122.64
27/07/2023	97033	WOODLANDS DISTRIBUTORS & AGENCIES PTY LT	STREETSCAPE FURNITURE	204.42
12/07/2023	96955	WORK CLOBBER	PROTECTIVE CLOTHING SUPPLIER	844.05
27/07/2023	97189	WORK CLOBBER	PROTECTIVE CLOTHING SUPPLIER	1,122.00
12/07/2023	96950	WORKFORCE INTERNATIONAL GROUP PTY LTD	LINE MARKING - SUGAR LOAF ROAD, WESTERN CAPE DRIVE & ACTION PK ROAD	16,107.38
27/07/2023	97201	WREN OIL	WASTE OIL SERVICES	16.50
12/07/2023	96960	WRIGHT EXPRESS AUSTRALIA PTY LTD (COLES)		518.83
		GLC - CARD #8369	FOOD AND BEVERAGE SUPPLIES	175.45
		GLC - CARD #8369	FOOD AND BEVERAGE SUPPLIES	202.73
		YOUTH SERVICES - CARD #8748	FOOD AND BEVERAGE SUPPLIES	20.90
		YOUTH SERVICES - CARD #8748	FOOD AND BEVERAGE SUPPLIES	58.50
		YOUTH SERVICES - CARD #827	FOOD AND BEVERAGE SUPPLIES	61.25
19/07/2023	97010	WRIGHT EXPRESS AUSTRALIA PTY LTD (COLES)		849.51
		GLC - CARD #1557	FOOD AND BEVERAGE SUPPLIES	471.90
		GLC - CARD #8990	FOOD AND BEVERAGE SUPPLIES	313.21
		YOUTH SERVICES - CARD #8748	FOOD AND BEVERAGE SUPPLIES	64.40
27/07/2023	97196	WRIGHT EXPRESS AUSTRALIA PTY LTD (COLES)		1,076.45
		DEPOT - CARD #3634	FAREWELL MORNING TEA DEPOT	42.40
		DEPOT - CARD #3634	FAREWELL MORNING TEA DEPOT	24.80
		DEPOT - CARD #3634	FAREWELL MORNING TEA DEPOT	10.00
		GLC - CARD #1557	FOOD AND BEVERAGE SUPPLIES	115.97
		GLC - CARD #3347	FOOD AND BEVERAGE SUPPLIES	108.97
		GLC - CARD #8369	FOOD AND BEVERAGE SUPPLIES	194.60
		GLC - CARD #8369	FOOD AND BEVERAGE SUPPLIES	155.82
		GLC - CARD #9334	FOOD AND BEVERAGE SUPPLIES	25.00
		YOUTH SERVICES - CARD #8748	FOOD AND BEVERAGE SUPPLIES	398.89
12/07/2023	96794	YAHAVA KOFFEE WORKS WHOLESALE	CATERING	432.95
27/07/2023	97055	YAHAVA KOFFEE WORKS WHOLESALE	CATERING	1,416.00



**LISTING OF PAYMENTS MADE
UNDER DELEGATED AUTHORITY
FOR THE MONTH OF JULY 2023**

CHEQUE PAYMENTS	119717 - 119736	111,510.18
ELECTRONIC FUNDS TRANSFER PAYMENTS	96756 - 97224	5,535,583.15
TRUST ACCOUNT PAYMENTS	EFT# TR000001 - TR000003	56,110.69
PAYROLL PAYMENTS	01.07.23 - 31.07.23	1,750,327.57
INTERNAL PAYMENT VOUCHERS	DD# 5350 - 5383	136,904.92
		7,590,436.51

12/07/2023	96941	ZIPFORM PTY LTD	PRINTING SERVICES	4,035.17
27/07/2023	97099	ZOHO CORPORATION PTY LTD	SOFTWARE LICENCES	12,688.50
				5,535,583.15

INTERNAL PAYMENT VOUCHERS (DIRECT DEBITS) JULY 2023				
DATE	REF #	NAME	DESCRIPTION	AMOUNT \$
30/06/2023	5350	AMPOL AUSTRALIA PETROLEUM PTY LTD	FUEL SERVICES	95,217.27
		ADMINISTRATION - BSNCTY1 - CARD #1840	UNLEADED ONLY	135.21
		AIRPORT OPERATIONS - BSN043Z - CARD #9810	DIESEL ONLY	108.38
		AIRPORT OPERATIONS - BSN16AV - CARD #7320	DIESEL ONLY	363.77
		AIRPORT OPERATIONS - BSN30BT - CARD #8470	DIESEL ONLY	378.96
		CEO - BSN66DG - CARD #8430	PREMIUM DIESEL ONLY	351.82
		COMMUNITY & COMMERCIAL SERVICES - BSN22AO - CARD #3030	UNLEADED ONLY	167.15
		COMMUNITY & COMMERCIAL SERVICES - BSN254L - CARD #9760	DIESEL ONLY	123.67
		COMMUNITY & COMMERCIAL SERVICES - BSN26CM - CARD #0920	UNLEADED ONLY	338.69
		COMMUNITY & COMMERCIAL SERVICES - BSN45CT - CARD #8880	DIESEL AND PREMIUM DIESEL ONLY	372.89
		COMMUNITY & COMMERCIAL SERVICES - BSN45DA - CARD #7520	UNLEADED ONLY	226.75
		COMMUNITY & COMMERCIAL SERVICES - BSN53BK - CARD #3520	UNLEADED ONLY	147.11
		COMMUNITY & COMMERCIAL SERVICES - BSN57AV - CARD #9790	UNLEADED ONLY	107.45
		DEPOT TANK 1 - CARD #0130	DIESEL ONLY	2,331.77
		DEPOT TANK 2 - CARD #0150	DIESEL ONLY	1,301.12
		DEPOT TANK 3 - CARD #0180	DIESEL ONLY	3,042.96
		DEPOT TANK 4 - CARD #0230	DIESEL ONLY	2,496.61
		ENGINEERING/FACILITIES - BSN47CT - CARD #8930	DIESEL AND PREMIUM DIESEL ONLY	387.67
		ENGINEERING/FACILITIES - BSN23AM - CARD #3500	DIESEL ONLY	348.14
		ENGINEERING/FACILITIES - BSN28CO - CARD #0500	DIESEL AND PREMIUM DIESEL ONLY	730.27
		ENGINEERING/FACILITIES - BSN97CY - CARD #2450	DIESEL ONLY	333.06
		ENGINEERING/FACILITIES - BSN41CF - CARD #1790	PREMIUM DIESEL ONLY	94.58
		ENGINEERING/FACILITIES - BSN05BH - CARD #1180	DIESEL ONLY	120.87
		ENGINEERING/FACILITIES - BSN07BL - CARD #7150	DIESEL ONLY	374.47
		ENGINEERING/FACILITIES - BSN162S - CARD #1130	DIESEL ONLY	97.16
		ENGINEERING/FACILITIES - BSN24BA - CARD #0270	DIESEL ONLY	295.45
		ENGINEERING/FACILITIES - BSN414Z - CARD #1220	DIESEL ONLY	803.17
		ENGINEERING/FACILITIES - BSN41AS - CARD #1700	PREMIUM DIESEL ONLY	355.49
		ENGINEERING/FACILITIES - BSN42AS - CARD #1720	DIESEL ONLY	338.81
		ENGINEERING/FACILITIES - BSN47BE - CARD #1660	PREMIUM DIESEL ONLY	97.48
		ENGINEERING/FACILITIES - BSN47CM - CARD #0080	UNLEADED ONLY	76.52
		ENGINEERING/FACILITIES - BSN48CM - CARD #0160	UNLEADED ONLY	504.21
		ENGINEERING/FACILITIES - BSN54BG - CARD #0700	UNLEADED ONLY	261.90
		ENGINEERING/FACILITIES - BSN693T - CARD #5750	DIESEL ONLY	95.41
		ENGINEERING/FACILITIES - BSN89CY - CARD #2050	UNLEADED ONLY	189.86
		FINANCE/IT SERVICES - BSN20BL - CARD #5770	PREMIUM DIESEL ONLY	268.69
		FINANCE/IT SERVICES - BSN21BA - CARD #1140	UNLEADED AND PREMIUM UNLEADED ONLY	475.97
		FINANCE/IT SERVICES - BSN56CY - CARD #9210	DIESEL AND PREMIUM DIESEL ONLY	503.08
		FINANCE/IT SERVICES - BSN75BL - CARD #2440	UNLEADED ONLY	91.85
		FINANCE/IT SERVICES - BSN75DI - CARD #1200	UNLEADED ONLY	262.14
		FINANCE/IT SERVICES - BSN82BT - CARD #3060	DIESEL ONLY	376.13
		FLEET MANAGEMENT - BSN423Z - CARD #8500	DIESEL ONLY	995.92
		FLEET MANAGEMENT - BSN74AE - CARD #1820	DIESEL ONLY	313.29
		FLEET MANAGEMENT - BSN91CR - CARD #8890	PREMIUM UNLEADED ONLY	254.96
		GENERAL CONSTRUCTION - BSN06BI - CARD #9620	DIESEL ONLY	2,601.76
		GENERAL CONSTRUCTION - BSN070T - CARD #5170	DIESEL ONLY	1,492.40
		GENERAL CONSTRUCTION - BSN11AH - CARD #2390	DIESEL AND ADBLUE	5,846.86
		GENERAL CONSTRUCTION - BSN12AH - CARD #0140	DIESEL AND ADBLUE	4,801.27
		GENERAL CONSTRUCTION - BSN12AL - CARD #5580	DIESEL AND ADBLUE	4,193.00
		GENERAL CONSTRUCTION - BSN12AY - CARD #0600	DIESEL AND ADBLUE	406.04
		GENERAL CONSTRUCTION - BSN20DM - CARD #4190	ADBLUE ONLY	14.81
		GENERAL CONSTRUCTION - BSN462N - CARD #4750	DIESEL ONLY	221.05
		GENERAL CONSTRUCTION - BSN473A - CARD #3490	UNLEADED ONLY	83.12
		GENERAL CONSTRUCTION - BSN548N - CARD #4500	DIESEL ONLY	199.66
		GENERAL CONSTRUCTION - BSN54AA - CARD #3080	DIESEL AND ADBLUE	2,557.86
		GENERAL CONSTRUCTION - BSN726P - CARD #2960	DIESEL ONLY	662.15
		GENERAL CONSTRUCTION - BSN736P - CARD #5820	DIESEL ONLY	552.34
		GENERAL CONSTRUCTION - BSN738P - CARD #5850	DIESEL ONLY	332.31
		GENERAL CONSTRUCTION - BSN75BA - CARD #3170	DIESEL ONLY	308.96
		GENERAL CONSTRUCTION - BSN997T - CARD #1710	DIESEL AND ADBLUE	524.56
		GENERAL CONSTRUCTION - HAKO SWEEPER - CARD #3470	DIESEL ONLY	188.95
		GENERAL CONSTRUCTION - HINO TIPPER TRUCK - CARD #3470	DIESEL ONLY	2,032.16
		PARKS, GARDENS & RESERVES - BSN02DG - CARD #8130	PREMIUM DIESEL ONLY	220.88
		PARKS, GARDENS & RESERVES - BSN09AV - CARD #4200	DIESEL ONLY	177.33
		PARKS, GARDENS & RESERVES - BSN17AY - CARD #4340	DIESEL ONLY	328.52
		PARKS, GARDENS & RESERVES - BSN18AY - CARD #4380	PREMIUM DIESEL ONLY	113.21
		PARKS, GARDENS & RESERVES - BSN24AE - CARD #6490	PREMIUM DIESEL ONLY	179.96
		PARKS, GARDENS & RESERVES - BSN32CJ - CARD #5760	PREMIUM DIESEL ONLY	228.06
		PARKS, GARDENS & RESERVES - BSN353S - CARD #2760	PREMIUM DIESEL ONLY	427.34
		PARKS, GARDENS & RESERVES - BSN358S - CARD #9310	DIESEL ONLY	560.40
		PARKS, GARDENS & RESERVES - BSN492Q - CARD #7180	DIESEL ONLY	503.98
		PARKS, GARDENS & RESERVES - BSN51AU - CARD #3080	DIESEL ONLY	518.91
		PARKS, GARDENS & RESERVES - BSN52AZ - CARD #0910	DIESEL ONLY	271.01
		PARKS, GARDENS & RESERVES - BSN60AX - CARD #6350	DIESEL ONLY	95.28
		PARKS, GARDENS & RESERVES - BSN610Q - CARD #9650	DIESEL ONLY	245.97
		PARKS, GARDENS & RESERVES - BSN614Q - CARD #4550	PREMIUM DIESEL ONLY	489.56
		PARKS, GARDENS & RESERVES - BSN61BF - CARD #3370	DIESEL ONLY	224.00
		PARKS, GARDENS & RESERVES - BSN62CK - CARD #1530	DIESEL ONLY	356.35
		PARKS, GARDENS & RESERVES - BSN63BJ - CARD #5770	DIESEL ONLY	486.00



LISTING OF PAYMENTS MADE
UNDER DELEGATED AUTHORITY
FOR THE MONTH OF JULY 2023

CHEQUE PAYMENTS	119717 - 119736	111,510.18
ELECTRONIC FUNDS TRANSFER PAYMENTS	96756 - 97224	5,535,583.15
TRUST ACCOUNT PAYMENTS	EFT# TR000001 - TR000003	56,110.69
PAYROLL PAYMENTS	01.07.23 - 31.07.23	1,750,327.57
INTERNAL PAYMENT VOUCHERS	DD# 5350 - 5383	136,904.92
		7,590,436.51

		PARKS, GARDENS & RESERVES - BSN64BC - CARD #8490	DIESEL ONLY	337.20
		PARKS, GARDENS & RESERVES - BSN667J - CARD #5940	DIESEL ONLY	226.83
		PARKS, GARDENS & RESERVES - BSN68BE - CARD #5580	DIESEL ONLY	447.49
		PARKS, GARDENS & RESERVES - BSN694T - CARD #7990	DIESEL ONLY	203.95
		PARKS, GARDENS & RESERVES - BSN73AJ - CARD #9230	DIESEL ONLY	258.53
		PARKS, GARDENS & RESERVES - BSN762T - CARD #7240	DIESEL ONLY	197.88
		PARKS, GARDENS & RESERVES - BSN77BC - CARD #8160	DIESEL AND PREMIUM DIESEL ONLY	435.84
		PARKS, GARDENS & RESERVES - BSN851R - CARD #5890	DIESEL ONLY	406.37
		PARKS, GARDENS & RESERVES - BSN85DJ - CARD #4050	DIESEL ONLY	328.80
		PARKS, GARDENS & RESERVES - BSN86BX - CARD #2930	DIESEL ONLY	473.90
		PARKS, GARDENS & RESERVES - BSN87AV - CARD #7840	DIESEL ONLY	328.65
		PARKS, GARDENS & RESERVES - BSN91BK - CARD #0170	DIESEL ONLY	20.24
		PARKS, GARDENS & RESERVES - BSN993T - CARD #5120	PREMIUM DIESEL ONLY	324.31
		PARKS, GARDENS & RESERVES - BSN994T - CARD #9740	DIESEL ONLY	216.17
		PARKS, GARDENS & RESERVES - LAWNMOWER - CARD #5880	DIESEL ONLY	412.02
		PARKS, GARDENS & RESERVES - MINOR PLANT - CARD #2930	UNLEADED	530.71
		PARKS, GARDENS & RESERVES - TRACTOR - CARD #4150	DIESEL ONLY	338.59
		PLANNING & BUILDING - BSN00CK - CARD #1440	UNLEADED ONLY	503.49
		PLANNING & BUILDING - BSN01BE - CARD #8790	UNLEADED ONLY	494.12
		PLANNING & BUILDING - BSN08AO - CARD #5220	UNLEADED ONLY	275.90
		PLANNING & BUILDING - BSN20AO - CARD #2970	UNLEADED ONLY	118.91
		PLANNING & BUILDING - BSN53BG - CARD #0410	UNLEADED ONLY	403.07
		PLANNING & BUILDING - BSN56BX - CARD #2130	UNLEADED ONLY	134.36
		PLANNING & BUILDING - BSN61BG - CARD #0770	UNLEADED ONLY	361.55
		PROPERTY & LEGAL SERVICES - BSN64CT - CARD #7040	UNLEADED ONLY	122.59
		PROPERTY & LEGAL SERVICES - BSN75DG - CARD #7700	UNLEADED ONLY	136.63
		RANGER & FIRE SERVICES - BSN76BC - CARD #5760	DIESEL ONLY	588.96
		RANGER & FIRE SERVICES - BSN91BO - CARD #9320	DIESEL AND PREMIUM DIESEL ONLY	672.04
		RANGER & FIRE SERVICES - 1EBT387 - CARD #8440	DIESEL ONLY	62.42
		RANGER & FIRE SERVICES - 1EBT413 - CARD #8480	DIESEL AND LUBES	38.61
		RANGER & FIRE SERVICES - 1ECA019 - CARD #3700	DIESEL ONLY	53.62
		RANGER & FIRE SERVICES - 1EDM387 - CARD #3260	DIESEL ONLY	157.12
		RANGER & FIRE SERVICES - 1EGR256 - CARD #5020	DIESEL ONLY	19.65
		RANGER & FIRE SERVICES - 1EIO341 - CARD #9420	DIESEL ONLY	96.27
		RANGER & FIRE SERVICES - 1EZK373 - CARD #2000	DIESEL ONLY	37.17
		RANGER & FIRE SERVICES - 1GDT881 - CARD #6470	DIESEL ONLY	98.17
		RANGER & FIRE SERVICES - 1GEU778 - CARD #7560	DIESEL ONLY	30.13
		RANGER & FIRE SERVICES - 1HQE252 - CARD #9850	DIESEL AND ADBLUE	118.93
		RANGER & FIRE SERVICES - 1HRG795 - CARD #9550	DIESEL ONLY	65.44
		RANGER & FIRE SERVICES - BSN01AO - CARD #5220	UNLEADED ONLY	383.66
		RANGER & FIRE SERVICES - BSN27CW - CARD #5400	DIESEL AND PREMIUM DIESEL ONLY	320.52
		RANGER & FIRE SERVICES - BSN359S - CARD #9320	DIESEL ONLY	186.87
		RANGER & FIRE SERVICES - BSN575J - CARD #9490	DIESEL ONLY	46.96
		RANGER & FIRE SERVICES - BSN708Z - CARD #6100	PREMIUM DIESEL ONLY	264.00
		RANGER & FIRE SERVICES - BSN710K - CARD #0020	DIESEL ONLY	153.03
		RANGER & FIRE SERVICES - BSN75BC - CARD #5750	DIESEL ONLY	772.95
		RANGER & FIRE SERVICES - BSN90BO - CARD #9300	PREMIUM DIESEL ONLY	405.90
		REGULATORY SERVICES - BSN25CM - CARD # 4830	UNLEADED ONLY	67.56
		REGULATORY SERVICES - BSN82AU - CARD #3470	DIESEL AND PREMIUM DIESEL ONLY	903.30
		REGULATORY SERVICES - BSN91DA - CARD #1680	DIESEL AND PREMIUM DIESEL ONLY	327.97
		REGULATORY SERVICES - BSN97BT - CARD #1690	UNLEADED ONLY	194.40
		WASTE SERVICES - 1GHY540 - CARD #6550	DIESEL AND ADBLUE	3,775.85
		WASTE SERVICES - 1GUG884 - CARD #6770	DIESEL AND ADBLUE	4,633.07
		WASTE SERVICES - 1HKR794 - CARD #4580	DIESEL AND ADBLUE	4,176.05
		WASTE SERVICES - 1HQ054 - CARD #1270	DIESEL AND ADBLUE	3,351.77
		WASTE SERVICES - BSN02AH - CARD #4680	DIESEL AND ADBLUE	168.86
		WASTE SERVICES - BSN09AQ - CARD #1300	DIESEL ONLY	270.79
		WASTE SERVICES - BSN15AK - CARD #6280	UNLEADED ONLY	363.21
		WASTE SERVICES - BSN34BG - CARD #3370	DIESEL ONLY	299.27
		WASTE SERVICES - BSN42BT - CARD #4260	DIESEL ONLY	2,155.55
		WASTE SERVICES - BSN82DC - CARD #3990	DIESEL AND ADBLUE	4,106.60
		WASTE SERVICES - BSN850R - CARD #3200	DIESEL AND ADBLUE	388.08
		WASTE SERVICES - BSN85CC - CARD #3630	DIESEL ONLY	161.02
		WASTE SERVICES - 1GPU254 - CARD #9120	DIESEL AND ADBLUE	3,776.52
3/07/2023	5351	LES MILLS ASIA PACIFIC	CONTRACT FEES	641.93
3/07/2023	5352	LES MILLS ASIA PACIFIC	CONTRACT FEES	534.94
3/07/2023	5353	ANZ BANK	BANK FEES	15.50
3/07/2023	5354	ANZ BANK	BANK FEES	5,876.30
3/07/2023	5355	COMMONWEALTH BANK	BANK FEES	479.93
3/07/2023	5356	T MCNALLY	REFUND OF ANIMAL TRAP BOND	100.00
6/07/2023	5357	ANZ BANK	BANK FEES	1,275.69
6/07/2023	5358	ANZ BANK	BANK FEES	853.04
6/07/2023	5359	ANZ BANK	BANK FEES	765.41
6/07/2023	5360	ANZ BANK	BANK FEES	162.67
7/07/2023	5361	E CURTIS	REFUND OF RATE OVERPAYMENT	2,720.36
7/07/2023	5362	H MEWTON	REFUND OF ANIMAL TRAP BOND	100.00
10/07/2023	5363	M COPELAND	REFUND OF RATE OVERPAYMENT	2,415.04
10/07/2023	5364	C LAMBERT	REFUND OF APPLICATION	295.00
10/07/2023	5364	MARDIN KEBABS	REFUND OF APPLICATION	37.00
10/07/2023	5364	B CULLEN	REFUND OF RATE OVERPAYMENT	791.94
7/07/2023	5365	BUSSELTON AFL MASTERS	REFUND OF HALL & KEY DEPOSITS	500.00
11/07/2023	5366	SILVERS SPRINGS COTTAGE	REFUND OF APPLICATION	200.00
6/07/2023	5367	AUSTRALIAN TAXATION OFFICE	PAYG TAXATION	3,120.35
14/07/2023	5368	CR. MIKAYLA LOVE	COUNCILLOR PAYMENT	333.60
4/07/2023	5369	D BARNES	AIRPORT PARKING CARD REFUND	20.00



**LISTING OF PAYMENTS MADE
UNDER DELEGATED AUTHORITY
FOR THE MONTH OF JULY 2023**

CHEQUE PAYMENTS	119717 - 119736	111,510.18
ELECTRONIC FUNDS TRANSFER PAYMENTS	96756 - 97224	5,535,583.15
TRUST ACCOUNT PAYMENTS	EFT# TR000001 - TR000003	56,110.69
PAYROLL PAYMENTS	01.07.23 - 31.07.23	1,750,327.57
INTERNAL PAYMENT VOUCHERS	DD# 5350 - 5383	136,904.92
		7,590,436.51

17/07/2023	5370	COMMONWEALTH BANK	BANK FEES	22.60
17/07/2023	5371	J BRANSON	REFUND OF RATE OVERPAYMENT	673.00
17/07/2023	5371	M R DAIRY CO	REFUND OF APPLICATION	37.00
17/07/2023	5371	DOME DUNSBOROUGH	REFUND OF APPLICATION	37.00
17/07/2023	5371	G BEARD	REFUND OF RATE OVERPAYMENT	158.45
18/07/2023	5372	G BEARD	REFUND OF RATE OVERPAYMENT	192.00
18/07/2023	5372	REID HENDERSON DESIGN	REFUND OF APPLICATION	480.00
19/07/2023	5373	K WALLACE	REFUND OF RATE OVERPAYMENT	348.45
19/07/2023	5373	RAY VILLAGE	REFUND OF APPLICATION	224.00
19/07/2023	5374	K GIBBS	REFUND OF ANIMAL TRAP BOND	100.00
19/07/2023	5375	J WILKINS	REFUND OF ANIMAL TRAP BOND	100.00
21/07/2023	5375	K DENNEY	REFUND OF ANIMAL TRAP BOND	100.00
7/07/2023	5376	A.N.Z. BANK - VISA CARD	CREDIT CARD PAYMENT	14,854.75
ENGINEERING DIRECTOR				
		MILKLAB	MILK JUGS FOR GLC CAFÉ	175.00
		TIGERLINK	GATE REMOTE CONTROLS-COUNCILLOR CARPARK	295.12
		APPLE iCloud STORAGE	iCLOUD STORAGE	4.49
		NOVOTEL MURRAY	TRAINING ACCOMMODATION	444.13
PLANNING & DEVELOPMENT DIRECTOR				
		HILTON GARDEN INN ALBANY	ACCOMMODATION - PIA CONFERENCE	221.90
		HILTON GARDEN INN ALBANY	BREAKFAST- PIA CONFERENCE	34.00
		HILTON GARDEN INN ALBANY	ACCOMMODATION -PIA CONFERENCE	433.50
CEO				
		MAILCHIMP	ELECTRONIC NEWSLETTER PR	382.16
		WEST AUSTRALIAN	DIGITAL SUBSCRIPTION	28.00
		SHELTER BREWING CO	COUNCIL DINNER	518.50
		COLES EXPRESS VASSE	CEO FUEL	250.99
		KITCHEN TAKEOVERS	CEO MORNING TEA- LG AUSTRALASIAN MANAGEMENT CHALLENGE 2023 TEAM	144.00
		LAMYSHOP	STATIONERY FOR CEO	58.87
		JETSTAR CREDIT	REFUND FOR OVERCHARGED CREDIT CARD FEE	7.57
HUMAN RESOURCES MANAGER				
		JETSTAR	FLIGHT TO MELBOURNE	217.41
		DIGIDIRECT	VIDEO CAPTURE CORD-CONVERT VHS TO DIGITAL	139.31
		VIRGIN AUSTRALIA	FLIGHTS TO CAIRNS	707.99
		VIRGIN AUSTRALIA	FLIGHTS TO CAIRNS	6.87
		KITCHEN TAKEOVERS	COFFEES- PRIZES FOR CEO MESSAGE QUESTIONS	25.00
		INVEST SOUTHWEST	LAUNCH BREAKFAST AND PRESENTATION	20.00
		COLES ONLINE	STAFF FAREWELL MORNING TEA	218.80
		SENDGRID	EMAIL PROGRAM FOR CUSTOMER RETENTION AND CONTACT-GLC	31.24
		NESUTO CURTIN PERTH	TRAINING ACCOMMODATION	189.05
		NESUTO CURTIN PERTH	TRAINING ACCOMMODATION	189.05
		NESUTO CURTIN PERTH	TRAINING ACCOMMODATION	189.05
		NESUTO CURTIN PERTH	TRAINING ACCOMMODATION	206.05
		SWOFFICE NATIONAL	NON STANDARD STATIONERY ITEMS	215.01
		MAILCHIMP-ELECTRONIC MARKETING	LIBRARY NEWSLETTER AND MARKETING	117.44
		MESSAGEMEDIA	GLC - CUSTOMER RETENTION AND CONTACT SYSTEM	55.26
		SPOTIFY	MUSIC FOR YOUTH EVENTS	18.99
		MAILCHIMP -ARTGEO	ELECTRONIC MARKETING -ARTGEO	103.71
		FRESHWORKS INC	ONE LIBRARY WA- FRESHDESK SUPPORT DESK PRO ANNUAL ACCOUNT	852.84
		AUSTRALIA POST	30 YEARS SERVICE AWARD	280.95
		THE FLOWER PLACE	SYMPATHY FLOWERS	80.00
		IRRIGATION AUSTRALIA	WATERWISE EXPO	544.50
		DAN MURPHY	REWARD & RECOGNITION VOUCHER	50.00
IT MANAGER				
		DEPUTY	DEPUTY ROSTERING SYSTEM GLC	938.03
		MWAVE	NAS FOR T1 BACKUP	2,466.34
		AMAZON MARKETPLACE AU	USB PORT BLOCKERS	57.44
		AMAZON MARKETPLACE AU	USB PORT BLOCKERS	31.61
		CANVA	CANVA ONLINE SUBSCRIPTION	256.46
		ZOOM	MONTHLY SUBSCRIPTION	69.19
		BAKED BUSSELTON	REWARD & RECOGNITION MORNING TEA-RECORDS	54.10
COMMUNITY SERVICES MANAGER				
		TAS BAKERY	CATERING -MITIGATION WORKD-BINA RESERVE	102.78
		BUNNINGS	CONTAINERS TO STORE FOOD SUPPLIERS FOR FIRE BRIGADES	409.70
		TAS S BAKERY DUNSBOROUGH	CATERING-2ST AID TRAINING 25TH JUNE	262.46
		WILD AND WOOD	CATERING-2ST AID TRAINING 25TH JUNE	39.14
FINANCE DIRECTOR				
		TRYBOOKING*LGIS	SOUTH WEST CARE FORUM	190.50
		LOCAL GOVERNMENT PROFESSIONALS AUST	MONTHLY WEBINAR SERIES DLGSC.	50.00
		THE ASSOCIATION FOR PAYROLL	TAPS YEAR END SEMINAR	495.00
		MAILCHIMP	UPGRADE TO SUBSCRIPTION	40.79
		LIQUID FILES	LICENCE RENEWAL	1,623.60
		AHRI LTD	WA CONFERENCE 2023- REFUND DUE TO CANCELLATON	399.00
		ANZ	ANNUAL CARD FEES	200.00
		ANZ	REWARD FEES	525.00
27/07/2023	5377	KARRI KARRAK	REFUND OF APPLICATION	184.00
27/07/2023	5377	T BARRIE	REFUND OF APPLICATION	38.00
27/07/2023	5377	B CULLEN	REFUND OF RATE OVERPAYMENT	50.00
27/07/2023	5377	A DEVENE	REFUND OF APPLICATION	268.00
27/07/2023	5377	YALLINGUP LODGE	REFUND OF APPLICATION	368.00
27/07/2023	5377	R BARROW	REFUND OF APPLICATION	147.00
27/07/2023	5377	FREE REFORMED CHURCH	REFUND OF RATE OVERPAYMENT	1,331.70
26/07/2023	5378	S BLONDE	REFUND OF ANIMAL TRAP BOND	100.00
31/07/2023	5379	DEPARTMENT OF PRIMARY INDUSTRIES & REGIONAL DEVELOPMENT	REFUND OF APPLICATION	368.00
1/08/2023	5380	M SMART	REFUND OF APPLICATION	37.00



LISTING OF PAYMENTS MADE
UNDER DELEGATED AUTHORITY
FOR THE MONTH OF JULY 2023

CHEQUE PAYMENTS	119717 - 119736	111,510.18
ELECTRONIC FUNDS TRANSFER PAYMENTS	96756 - 97224	5,535,583.15
TRUST ACCOUNT PAYMENTS	EFT# TR000001 - TR000003	56,110.69
PAYROLL PAYMENTS	01.07.23 - 31.07.23	1,750,327.57
INTERNAL PAYMENT VOUCHERS	DD# 5350 - 5383	136,904.92
		7,590,436.51

1/08/2023	5381	ANZ BANK	BANK FEES	20.00
1/08/2023	5382	ANZ BANK	BANK FEES	10.00
2/08/2023	5383	S CRISP	REFUND OF HALL & KEY DEPOSITS	200.00
				136,904.92

TRUST PAYMENTS JULY 2023				
DATE	REF #	NAME	DESCRIPTION	AMOUNT \$
26/07/2023	TR000001	DEPARTMENT OF MINES, INDUSTRY REGULATION & SAFETY	BUILDING SERVICES LEVY	43,099.56
26/07/2023	TR000002	CITY OF BUSSELTON - EFT	INTERNAL PAYMENTS / COMMISSIONS	748.25
26/07/2023	TR000003	DEPARTMENT OF MINES, INDUSTRY REGULATION & SAFETY	CTF LEVY	12,262.88
				56,110.69

6.2 Financial Activity Statements - Year to Date 30 July 2023

Strategic Theme:	Key Theme 4: Leadership 4.2 Deliver governance systems that facilitate open, ethical and transparent decision making. 4.5 Responsibly manage ratepayer funds to provide for community needs now and in the future.
Directorate:	Finance and Corporate Services
Reporting Officer:	Manager Financial Services - Paul Sheridan
Authorised By:	Acting Director Finance and Corporate Services - Sarah Pierson
Nature of Decision:	Legislative: adoption of “legislative documents” such as local laws, local planning schemes and local planning policies. Executive: Substantial direction setting, including adopting budgets, strategies, plans and policies (excluding local planning policies); funding, donations and sponsorships; reviewing committee recommendations.
Voting Requirements:	Absolute Majority
Disclosures of Interest:	No officers preparing this item have an interest to declare.
Attachments:	<ol style="list-style-type: none"> 1. Monthly Financial Report - July 2023 [6.2.1 - 27 pages] 2. Investment Report - July 2023 [6.2.2 - 1 page] 3. Loan Schedule - July 2023 [6.2.3 - 1 page]

OFFICER RECOMMENDATION

That the Council receives the statutory financial activity statement reports for the period ending 31 July 2023, pursuant to Regulation 34(4) of the *Local Government (Financial Management) Regulations 1996*.

EXECUTIVE SUMMARY

Pursuant to Section 6.4 of the *Local Government Act 1995* (the Act) and Regulation 34(4) of the *Local Government (Financial Management) Regulations 1996* (the Regulations), a local government is to prepare, on a monthly basis, a statement of financial activity that reports on the City’s financial performance in relation to its adopted / amended budget.

This report has been compiled to fulfil the statutory reporting requirements of the Act and associated Regulations, while also providing the Council with an overview of the City’s financial performance on a year to date basis, for the period ending 31 July 2023.

STRATEGIC CONTEXT

Provision of the financial activity statements, while a statutory requirement, also supports open and accountable governance.

BACKGROUND

The Regulations detail the form and manner in which financial activity statements are to be presented to the Council on a monthly basis, and are to include the following:

- Annual budget estimates
- Budget estimates to the end of the month in which the statement relates
- Actual amounts of revenue and expenditure to the end of the month in which the statement relates
- Material variances between budget estimates and actual revenue/expenditure (including an explanation of any material variances)
- The net current assets at the end of the month to which the statement relates (including an explanation of the composition of the net current position)

Additionally, and pursuant to Regulation 34(5) of the Regulations, a local government is required to adopt a material variance reporting threshold in each financial year. At its meeting on 26th July 2023, the Council adopted (C2305/57) the following material variance reporting threshold for the 2023/24 financial year:

That pursuant to Regulation 34(5) of the Local Government (Financial Management) Regulations, the Council adopts a material variance reporting threshold with respect to financial activity statement reporting for the 2023/24 financial year as follows:

- *Variances equal to or greater than 10% of the year to date budget amount as detailed in the Income Statement by Nature and Type/Statement of Financial Activity report, however variances due to timing differences and/or seasonal adjustments are to be reported only if not to do so would present an incomplete picture of the financial performance for a particular period; and*
- *Reporting of variances only applies for amounts greater than \$50,000.*

OFFICER COMMENT

In order to fulfil statutory reporting requirements and to provide the Council with a synopsis of the City's overall financial performance on a year to date basis, the following financial reports are attached hereto (Attachment 1):

Statement of Financial Activity

This report provides details of the City's operating revenues and expenditures on a year to date basis, by nature (i.e. description). The report has been further extrapolated to include details of non-cash adjustments and capital revenues and expenditures, to identify the City's net current position; which reconciles with that reflected in the associated Net Current Position report.

Statement of Financial Position

A statement of financial position is a financial statement that summarises the reporting entities assets (what it owns), liabilities (what it owes), and equity (assets less liabilities) on a particular date.

Basis of Preparation Note (Note 1)

Explains the regulatory framework upon which the financial statements have been prepared.

Statement of Financial Activity Note (Note 2)

Explains the non-cash items that have been excluded from the calculation of the Net Current Position in the Statement of Financial Activity.

Explanation of Exclusions from Net Current Position calculations in the Statement of Financial Activity (Note 2)

This note provides details of the exclusions from the calculations of the net current position on a year to date basis, and reconciles with the net current position as per the Statement of Financial Activity.

Explanation of Material Variances Note (Note 3)

Provides a breakdown by directorate and cost centre of each of the variances on the face of the Statement of Financial Activity that meet Councils adopted material variance threshold for 2023/24.

Capital Acquisition & Construction Report

This report provides full year budget performance (by line item) in respect of the following capital expenditure activities:

- Land and Buildings
- Plant and Equipment
- Furniture and Equipment
- Infrastructure

This report outlines the actual and budgeted movement from the start of the financial year to date, that result in the balances listed in the Statement of Financial Position for Property, Plant & Equipment.

Reserve Movements Report

This report provides summary details of transfers to and from reserve funds, and associated interest earnings on reserve funds, on a full year basis.

Additional reports and/or charts can be provided as required to further supplement the information comprised within the statutory financial reports.

Net Current Position Chart

Tracks the net Current Position over the year in comparison to previous 4 years.

Comments on Financial Activity to 31st July 2023

The Statement of Financial Activity (FAS) for the year to date (YTD) shows an overall Net Current Position (NCP) of \$3.2M as opposed to the YTD budget of **(\$6.1M)**.

The YTD NCP is showing a negative figure due to technical cashflow timing issues with a much higher spend forecast on capital projects and more transfers to reserves allocated into the July month than was realistically expected. This will rectify in the coming months.

The following table summarises the major YTD variances that appear on the face of the FAS, which, in accordance with Council's adopted material variance reporting threshold, collectively make up the above difference. Each numbered item in this lead table is explained further in note 3 of the attached Monthly Financial Report.

Description	2023/24 Actual YTD \$	2023/24 Budget YTD \$	2023/24 Budget \$	2023/24 YTD Bud Variance %	2023/24 YTD Bud Variance \$	Change in Variance Current Month \$
Amount Attributable to Operating Activities				44.86%	1,935,778	1,935,778
Revenue from Operating Activities				32.64%	560,305	560,305
1. Operating Grants, Subsidies and Contributions	324,858	165,737	5,325,685	96.01%	159,121	159,121
2. Fees & Charges	1,385,522	1,198,854	22,404,393	15.57%	186,668	186,668
3. Interest Earnings	413,295	336,362	4,305,492	22.87%	76,933	76,933
Expenses from Operating Activities				14.40%	1,181,538	1,181,538
4. Materials & Contracts	(944,432)	(2,360,048)	(29,072,925)	59.98%	1,415,616	1,415,616
5. Other Expenditure	(201,806)	(257,914)	(6,823,844)	21.75%	56,108	56,108
Amount Attributable to Investing Activities				91.41%	4,249,429	4,249,429
6. Land & Buildings	(983,695)	(3,274,029)	(29,976,325)	69.95%	2,290,333	2,290,333
7. Furniture & Equipment	(2,311)	(176,621)	(1,510,209)	98.69%	174,310	174,310
8. Infrastructure	372,774	(1,203,508)	(21,896,530)	130.97%	1,576,283	1,576,283
9. Proceeds from Sale of Assets	187,530	800	863,800	23341.22%	186,730	186,730
Amount Attributable to Financing Activities				370.87%	3,199,817	3,199,817
10. Transfer to Restricted Assets	(748,094)	(11,180)	(11,180)	(6591.36%)	(736,914)	(736,914)
11. Transfer from Restricted Assets	405,556	1,713,590	20,563,074	(76.33%)	(1,308,034)	(1,308,034)
12. Transfer to Reserves	(10,922,325)	(14,829,196)	(39,002,737)	26.35%	3,906,871	3,906,871

Investment Report

Pursuant to the Council's Investment Policy, a report (Attachment 2) is to be provided to the Council on a monthly basis, detailing the investment portfolio in terms of performance and counterparty percentage exposure of total portfolio. The report is also to provide details of investment income earned against budget, whilst confirming compliance of the portfolio with legislative and policy limits.

As at 31st July 2023 the value of the City's invested funds decreased to \$108M from \$111.8M as at 30th June 2023. The decrease is a result of funds used for standard operational needs.

As at 31st July 2023 the 11AM account balance is \$12.7M, being a decrease of \$1.8M from 30th June 2023. The decrease of \$1.8M to the 11am account is due to funds needed for standard operational needs.

During the month of July six term deposits totalling the amount of \$18.5M matured. These were re-invested for a further 223 days at 5.31% on average.

The official cash rate stayed steady during the month of July 2023 at 4.10%. Further movement in the cash rate is currently uncertain.

Borrowings Update

During the month no new loans were drawn, with \$100K in principal and \$4K in interest paid on existing loans. The attached Loan Schedule (Attachment 3) outlines the status of all existing loans YTD.

Chief Executive Officer – Corporate Credit Card

Details of transactions made on the Chief Executive Officer's corporate credit card during July 2023 are provided below to ensure there is appropriate oversight and awareness.

Date	Payee	Description	\$ Amount
3/07/2023	IPWEA	ONLINE TRAINING - RECYLING- OPERATIONS MANAGER	451.00
4/07/2023	LGIS	CEO BREAKFAST	66.50
5/07/2023	LGIS	CEO BREAKFAST GUEST-HR COORDINATOR	66.50
6/07/2023	WEST AUSTRALIAN	DIGITAL SUBSCRIPTION-PR	28.00
13/07/2023	NATIONAL REGIONAL ECONOMIC DEVELOPMENT SUMMIT-TOOWOOBMA	REFUND OF TICKET-MAYOR HENLEY	-792.00
13/07/2023	CROWN PROMENADE PERTH	TRAINING ACCOMODATION - EWS STAFF -WATERWISE EXPO	1,325.17
22/07/2023	PEARSON AUSTRALIA GROUP	STUDY ASSISTANCE-CEO*	123.16
28/07/2023	DUXTON HOTEL-PERTH	MEETING ACCOMMODATION-CEO	370.00
31/07/2023	WILSON PARKING AUSTRALIA PERTH	MEETING PARKING-CEO	21.00
31/07/2023	DUXTON HOTEL-PERTH	MEETING ACCOMMODATION-CEO	376.57
31/07/2023	ONE RUSTIC BLOOM	BABY CONGRATULATIONS	100.00

Date	Payee	Description	\$ Amount
31/07/2023	LG PROFESSIONALS	PROFESSIONAL MEMBERSHIP - CEO	531.00
		TOTAL	2,694.90

**professional development allowance*

Donations & Contributions Received

During the month no non-infrastructure asset (bridges, roads, POS etc), donations or contributions were received.

Statutory Environment

Section 6.4 of the Act and Regulation 34 of the Regulations detail the form and manner in which a local government is to prepare financial activity statements.

Relevant Plans and Policies

The officer recommendation aligns to the following adopted plan or policy:

Plan:

Annual Adopted Budget 2022-2023

[Strategic Community Plan 2021-2031](#)

[Corporate Business Plan 2022-2026](#)

[Long Term Financial Plan 2022/23 - 2031/32](#)

Policy:

There are no relevant policies for this report.

Financial Implications

Any financial implications are detailed within the context of this report.

External Stakeholder Consultation

Not applicable.

Risk Assessment

An assessment of the potential implications of implementing the officer recommendation has been undertaken using the City's risk management framework, with risks assessed taking into account any controls already in place.

No risks of a medium or greater level have been identified.

Options

The Statements of Financial Activity are presented in accordance with Section 6.4 of the Act and Regulation 34 of the Regulations and are to be received by Council. Council may wish to make additional resolutions as a result of having received these reports.

CONCLUSION

As at 31st July 2023, the City's net current position stands at \$3.2M, and cash reserve balances remain sufficient for their purposes.

TIMELINE FOR IMPLEMENTATION OF OFFICER RECOMMENDATION

Not Applicable.



**CITY OF BUSSELTON
MONTHLY FINANCIAL REPORT
For the period ended 31st July 2023**

**LOCAL GOVERNMENT ACT 1995
LOCAL GOVERNMENT (FINANCIAL MANAGEMENT) REGULATIONS 1996**

TABLE OF CONTENTS

Statements prescribed by regulation

Statement of Financial Activity	2
Statement of Financial Position	3
Note 1 Basis of Preparation	4
Note 2 Statement of Financial Activity Information	5
Note 3 Explanation of Material Variances	6 - 9

Other reports

Capital Acquisition & Construction report	10 - 14
Reserves Movements Report	15 - 26
Net Current Position Chart	27

City of Busseton

Statement of Financial Activity

Year to Date As At 31 July 2023

Note	2023/2024 Actual YTD	2023/2024 Amended Budget YTD	2023/2024 Original Budget YTD	2023/2024 Amended Budget	2023/2024 Original Budget	2023/24 YTD Bud (A) Variance	2023/24 YTD Bud (A) Variance
	\$	\$	\$	\$	\$	%	\$
Operating Activities							
Revenue from Operating Activities							
Rates	22,587	177	177	60,395,882	60,395,882	12630.06%	22,410
Grants, Subsidies and Contributions	3.1 324,858	165,737	165,737	5,325,685	5,325,685	96.01%	159,121
Fees & Charges	3.2 1,385,522	1,198,854	1,198,854	22,404,393	22,404,393	15.57%	186,668
Other Revenue	42,610	14,853	14,853	334,932	334,932	186.88%	27,757
Interest Earnings	3.3 413,295	336,362	336,362	4,305,492	4,305,492	22.87%	76,933
Profit on Asset Disposals	88,216	800	800	24,120	24,120	10926.97%	87,416
	2,277,088	1,716,783	1,716,783	92,790,504	92,790,504	32.64%	560,305
Expenses from Operating Activities							
Employee Costs	(3,054,869)	(3,061,727)	(3,061,727)	(37,929,304)	(37,929,304)	0.22%	6,858
Materials & Contracts	3.4 (944,432)	(2,360,048)	(2,360,048)	(29,072,925)	(29,072,925)	59.98%	1,415,616
Utilities (Gas, Electricity, Water etc)	(154,722)	(119,120)	(119,120)	(2,980,399)	(2,980,399)	(29.89%)	(35,601)
Depreciation on non current assets	(2,286,854)	(2,174,572)	(2,174,572)	(25,541,373)	(25,541,373)	(5.16%)	(112,282)
Finance Costs	(3,888)	(5,194)	(5,194)	(1,749,875)	(1,749,875)	25.14%	1,306
Insurance Expenses	(388,475)	(393,935)	(393,935)	(894,395)	(894,395)	1.39%	5,460
Other Expenditure	3.5 (201,806)	(257,914)	(257,914)	(6,823,844)	(6,823,844)	21.75%	56,108
Allocations	10,457	166,384	166,384	1,996,605	1,996,605	93.72%	(155,927)
Loss on Asset Disposals	0	0	0	(205,278)	(205,278)	0.00%	0
	(7,024,588)	(8,206,127)	(8,206,127)	(103,200,789)	(103,200,789)	14.40%	1,181,538
Non-Cash Amounts Excluded from Operating Activities	2 2,368,507	2,174,572	2,174,572	16,372,855	16,372,855	8.92%	193,935
Amount Attributable to Operating Activities	(2,378,994)	(4,314,772)	(4,314,772)	5,962,570	5,962,570	44.86%	1,935,778
Investing Activities							
Capital Grants, Subsidies and Contributions	26,430	26,430	26,430	19,649,075	19,649,075	0.00%	0
Land & Buildings	3.6 (983,695)	(3,274,029)	(3,274,029)	(29,976,325)	(29,976,325)	69.95%	2,290,333
Plant & Equipment	0	(21,773)	(21,773)	(6,078,421)	(6,078,421)	100.00%	21,773
Furniture & Equipment	3.7 (2,311)	(176,621)	(176,621)	(1,510,209)	(1,510,209)	98.69%	174,310
Infrastructure	3.8 372,774	(1,203,508)	(1,203,508)	(21,896,530)	(21,896,530)	130.97%	1,576,283
Proceeds from Sale of Assets	187,530	800	800	863,800	863,800	23341.22%	186,730
Proceeds from Sale of Non-Current Asset Held for Resale	0	0	0	0	0	100.00%	0
Self Supporting Loans - Repayment of Principal	0	0	0	193,385	193,385	0.00%	0
Amount Attributable to Investing Activities	(399,272)	(4,648,701)	(4,648,701)	(38,755,225)	(38,755,225)	91.41%	4,249,429
Financing Activities							
Repayment of Borrowings	(100,047)	(100,047)	(100,047)	(4,738,701)	(4,738,701)	0.00%	0
Principal Elements of Finance Lease Payments	0	(42,638)	(42,638)	(114,651)	(114,651)	100.00%	42,638
Proceeds from New Loans	0	0	0	2,000,000	2,000,000	100.00%	0
Advances to Community Groups	0	0	0	(250,000)	(250,000)	0.00%	0
Transfer to Restricted Assets	3.10 (748,094)	(11,180)	(11,180)	(11,180)	(11,180)	(6591.36%)	(736,914)
Transfer from Restricted Assets	3.11 405,556	1,713,590	1,713,590	20,563,074	20,563,074	(76.33%)	(1,308,034)
Transfer to Reserves	3.12 (10,922,325)	(14,829,196)	(14,829,196)	(39,002,737)	(39,002,737)	26.35%	3,906,871
Transfer from Reserves	15,427,515	14,132,259	14,132,259	52,392,260	52,392,260	9.17%	1,295,256
Amount Attributable to Financing Activities	4,062,606	862,789	862,789	30,838,065	30,838,065	370.87%	3,199,817
Opening Funds Surplus/ (Deficit)	1,954,590	1,954,590	1,954,590	1,954,590	1,954,590		
Amount Attributable to Operating Activities	(2,378,994)	(4,314,772)	(4,314,772)	5,962,570	5,962,570		
Amount Attributable to Investing Activities	(399,272)	(4,648,701)	(4,648,701)	(38,755,225)	(38,755,225)		
Amount Attributable to Financing Activities	4,062,606	862,789	862,789	30,838,065	30,838,065		
Net Current Position - Surplus / (Deficit)	2 3,238,929	(6,146,094)	(6,146,094)	(0)	(0)	152.70%	9,385,023

City of Busselton
Statement of Financial Position
Year to Date As At 31 July 2023

	2023/24 YTD Actual	<i>unaudited</i> 2022/23 Actual
	\$	\$
Current Assets		
Cash & Cash Equivalents	17,121,534	21,032,276
Trade & Other Receivables - Current	2,222,319	3,750,221
Other Financial Assets	94,682,579	94,682,579
Inventories	1,272,715	1,272,715
Contract Assets	480,935	480,935
Other Assets	704,705	483,906
Non-Current Assets Held for Sale	0	0
Total Current Assets	<u>116,484,787</u>	<u>121,702,632</u>
Non Current Assets		
Other Receivables	665,831	678,793
Other Financial Assets	1,431,938	1,431,938
Property, Plant & Equipment	201,965,172	201,514,920
Infrastructure	649,372,485	651,595,672
Contract Assets	7,500,955	7,500,955
Right of Use Assets Furniture & Equipment	104,784	104,784
Total Non Current Assets	<u>861,041,164</u>	<u>862,827,061</u>
Total Assets	<u>977,525,950</u>	<u>984,529,694</u>
Current Liabilities		
Trade & Other Payables	6,526,505	8,873,525
Contract Liabilities	1,266,220	1,266,220
Grant Liabilities	984,500	984,500
Lease Liabilities	119,522	119,522
Borrowings	4,620,953	4,620,953
Employee Provisions	5,885,190	5,885,190
Other Provisions	0	0
Total Current Liabilities	<u>19,402,891</u>	<u>21,749,911</u>
Non Current Liabilities		
Sundry Payable	0	0
Contract Liabilities	9,242,516	9,205,220
Grant Liabilities	6,988,157	6,861,059
Lease Liabilities	70,746	70,746
Borrowings	43,521,154	43,621,201
Employee Provisions	577,890	577,890
Total Non Current Liabilities	<u>60,400,464</u>	<u>60,336,116</u>
Total Liabilities	<u>79,803,354</u>	<u>82,086,027</u>
Net Assets	<u>897,722,596</u>	<u>902,443,667</u>
Equity		
Retained Surplus	490,161,146	490,377,027
Reserves	73,632,991	78,138,181
Revaluation Surplus	333,928,459	333,928,459
Total Equity	<u>897,722,596</u>	<u>902,443,667</u>

**CITY OF BUSSELTON
NOTES TO THE STATEMENT OF FINANCIAL ACTIVITY
FOR THE PERIOD ENDED 31 JULY 2023**

Note 1 BASIS OF PREPARATION AND SIGNIFICANT ACCOUNTING POLICIES

BASIS OF PREPARATION

This prescribed financial report has been prepared in accordance with the *Local Government Act 1995* and accompanying regulations.

Local Government Act 1995 requirements

Section 6.4(2) of the *Local Government Act 1995* read with the *Local Government (Financial Management) Regulations 1996*, prescribe that the financial report be prepared in accordance with the *Local Government Act 1995* and, to the extent that they are not inconsistent with the Act, the Australian Accounting Standards. The Australian Accounting Standards (as they apply to local governments and not-for-profit entities) and Interpretations of the Australian Accounting Standards Board were applied where no inconsistencies exist.

The *Local Government (Financial Management) Regulations 1996* specify that vested land is a right-of-use asset to be measured at cost, and is considered a zero cost concessionary lease. All right-of-use assets under zero cost concessionary leases are measured at zero cost rather than at fair value, except for vested improvements on concessionary land leases such as roads, buildings or other infrastructure which continue to be reported at fair value, as opposed to the vested land which is measured at zero cost. The measurement of vested improvements at fair value is a departure from AASB 16 which would have required the City to measure any vested improvements at zero cost.

Local Government (Financial Management) Regulations 1996, regulation 34 prescribes contents of the financial report. Supporting information does not form part of the financial report.

Accounting policies which have been adopted in the preparation of this financial report have been consistently applied unless stated otherwise. Except for cash flow and rate setting information, the financial report has been prepared on the accrual basis and is based on historical costs, modified, where applicable, by the measurement at fair value of selected non-current assets, financial assets and liabilities.

THE LOCAL GOVERNMENT REPORTING ENTITY

All funds through which the City controls resources to carry on its functions have been included in the financial statements forming part of this financial report.

All monies held in the Trust Fund are excluded from the financial statements.

Judgements and estimates

The preparation of a financial report in conformity with Australian Accounting Standards requires management to make judgements, estimates and assumptions that effect the application of policies and reported amounts of assets and liabilities, income and expenses.

The estimates and associated assumptions are based on historical experience and various other factors believed to be reasonable under the circumstances; the results of which form the basis of making the judgements about carrying values of assets and liabilities that are not readily apparent from other sources. Actual results may differ from these estimates.

The balances, transactions and disclosures impacted by accounting estimates are as follows:

- estimated fair value of certain financial assets
- impairment of financial assets
- estimation of fair values of land and buildings, infrastructure and investment property
- estimation uncertainties made in relation to lease accounting
- estimated useful life of intangible assets

SIGNIFICANT ACCOUNTING POLICIES

Significant accounting policies utilised in the preparation of these statements are as described within the 2023-24 Annual Budget. Please refer to the adopted budget document for details of these policies.

PREPARATION TIMING AND REVIEW

Date prepared: All known transactions YTD

CITY OF BUSSELTON
NOTES TO THE STATEMENT OF FINANCIAL ACTIVITY
FOR THE PERIOD ENDED 31 JULY 2023

Note 2 STATEMENT OF FINANCIAL ACTIVITY INFORMATION

	Adopted Budget Closing 30-Jun-24	Last Year Closing 30-Jun-23	Year to Date 31-Jul-23
Net current assets used in the Statement of Financial Activity			
Current assets	\$	\$	\$
Cash and cash equivalents	79,919,613	115,532,276	111,621,534
Trade and other receivables	2,523,748	2,734,377	2,222,319
Inventories	1,200,000	1,272,715	1,272,715
	83,643,361	119,539,369	115,116,568
Less: current liabilities			
Trade and other payables	3,765,648	3,765,648	2,221,161
Other liabilities	6,627,934	7,492,033	6,556,065
	10,393,582	11,257,681	8,777,225
Net current assets	73,249,779	108,281,688	106,339,342
Less: Total adjustments to net current assets	(c) (73,249,779)	(106,327,097)	(103,100,413)
Closing funding surplus / (deficit)	0	1,954,590	3,238,929

(a) Non-cash amounts excluded from Net Current Position

The following non-cash revenue and expenditure has been excluded from operating activities within the Statement of Financial Activity in accordance with *Financial Management Regulation 32*.

	Adopted Budget Closing 30-Jun-24	Last Year Closing 30-Jun-23	Year to Date 31-Jul-23
Non-cash amounts excluded from operating activities	\$	\$	\$
Adjustments to operating activities			
Less: Profit on asset disposals	(24,120)	(200,266)	(88,216)
Less: Movement in finance leases	0	(47,238)	0
Less: Movement in prepayments	0	(130,714)	(218,357)
Less: Fair value adjustments to financial assets at amortised cost	0	(6,450)	0
Less: Movement in pensioner deferred rates (non-current)	0	(49,608)	10,520
Less: Movement in employee benefit provisions (non-current)	0	(69,787)	0
Add: Loss on disposal of assets	205,278	65,445	0
Less: Right of Use Assets (Depreciation)	0	(237,950)	0
Add: Depreciation on non-current assets	25,541,373	26,623,193	2,286,854
Total non-cash amounts excluded from operating activities	25,722,531	25,946,624	1,990,801

(b) Non-cash amounts excluded from investing activities

The following non-cash revenue and expenditure has been excluded from investing activities within the Statement of Financial Activity in accordance with *Financial Management Regulation 32*.

Adjustments to investing activities			
Infrastructure received for substantially less than fair value	(9,300,000)	(5,204,907)	0
Movement in current liabilities for transfers to acquire or construct non-financial assets to be controlled by the entity associated with restricted cash	(49,677)	2,037,309	377,706
Total non-cash amounts excluded from investing activities	(9,349,677)	(3,167,599)	377,706
Total non-cash amounts excluded from Net Current Position	16,372,854	22,779,026	2,368,507

(c) Current assets and liabilities excluded from budgeted deficiency

The following current assets and liabilities have been excluded from the net current assets used in the Statement of Financial Activity in accordance with *Financial Management Regulation 32* to agree to the surplus/(deficit) after imposition of general rates.

	Adopted Budget Closing 30-Jun-24	Last Year Closing 30-Jun-23	Year to Date 31-Jul-23
Adjustments to net current assets	\$	\$	\$
Less: Reserves/ Restricted - cash backed	(79,877,713)	(113,819,130)	(109,656,478)
- Current portion of contract liability held in reserve	1,551,401	1,266,220	1,266,220
- Current portion of unspent capital grants held in reserve	984,500	984,500	984,500
- Current portion of performance bonds	4,092,033	4,092,033	4,305,345
Total adjustments to net current assets	(73,249,779)	(107,476,377)	(103,100,413)

CURRENT AND NON-CURRENT CLASSIFICATION

In the determination of whether an asset or liability is current or non-current, consideration is given to the time when each asset or liability is expected to be settled. Unless otherwise stated assets or liabilities are classified as current if expected to be settled within the next 12 months, being the Council's operational cycle.

CITY OF BUSSELTON
NOTES TO THE STATEMENT OF FINANCIAL ACTIVITY
FOR THE PERIOD ENDED 31 JULY 2023

Note 3 Material Variance Explanations

		Actual YTD	Budget YTD	Variance YTD	Variance YTD	Change in Variance Current Month
		\$	\$	\$	%	\$
Amounts Attributable to Operating Activities		(2,378,994)	(4,314,772)	1,935,778	44.86%	1,935,778
Revenue from Operating Activities						
In total, revenue from Operating Activities is 32.64% or \$560k ahead of budget YTD. The material variance items contained within this category, on the face of the FAS, are explained below.						
1	Operating Grants, Subsidies and Contributions	324,858	165,737	159,121	96.01%	159,121
Community and Commercial Services		85,615	114,102	(28,487)	(24.97%)	(28,487)
1003	Cultural Precinct	5,629	50,376	(44,747)	(88.83%)	(44,747)
The variance is due to a timing delay with programming for Saltwater. The grant income has been received but not yet allocated to the project as the expenses have not yet been incurred.						
1005	Library Services	69,226	149	69,077	46397.52%	69,077
The positive variance in libraries is due to payment for the shared SW Library Consortia role being received ahead of the month in which they were budgeted.						
1007	Airport Operations	2,000	53,495	(51,495)	(96.26%)	(51,495)
Includes contributions from the surrounding LGs, including \$33k for the BMRA terminal business case and \$20k towards marketing, which are in the process of being invoiced.						
Planning and Development Services		176,000	64	175,936	275071.98%	175,936
1054/56	Emergency Management	176,000	-	176,000	100.00%	176,000
Variance is simply timing of the bushfire mitigation fund grant received versus budget spread.						
2	Fees & Charges	1,385,522	1,198,854	186,668	15.57%	186,668
Finance and Corporate Services		108,763	127,593	(18,830)	(14.76%)	(18,830)
1041	Land and Property Leasing	53,561	71,197	(17,636)	(24.77%)	(17,636)
The lease income for Lot 40 Vasse Highway for the whole of the 23/24 financial year was received in June, in advance. The budget for this has been allocated to July. The budget differential to actuals will rectify by the end of the financial year.						
Community and Commercial Services		875,812	773,696	102,116	13.20%	102,116
1007	Airport Operations	420,049	356,002	64,046	17.99%	64,046
Variance can be attributed mainly to June and July landing fees revenue received.						
1008	Economic and Business Development	87,034	61,361	25,673	41.84%	25,673
The Caravan park is tracking over budget due to higher occupancy of the cabins than expected for this time of the year.						
1011	Leisure Centres	348,874	337,253	11,621	3.45%	11,621
Revenue budget YTD totals exceeded for NCC facility, in areas of membership sales, hire and vacation care program.						
Planning and Development Services		275,678	193,180	82,498	42.71%	82,498
1046	Building Services	73,806	48,667	25,140	51.66%	25,140
Fees income is determined by the volume and construction costs of building activity. Fee income is budgeted on a best estimate basis, but is inherently uncertain. Building activity has continued at elevated levels.						
1048	Statutory Planning	90,584	48,358	42,226	87.32%	42,226
Fees income is determined by the volume and value of development activity. Fee income is budgeted on a best estimate basis, but is inherently uncertain. Development activity has continued at elevated levels.						
1051	Environmental Health Services	100,627	82,266	18,361	22.32%	18,361
Fee income varies over the months due to a combination of volume of services required, and bulk processing of many of the Health annual fees in May which results in increasing monthly payment of fees through June, July and into August.						
Engineering and Works Services		125,269	104,385	20,884	20.01%	20,884
1020	Engineering Technical Management	11,580	-	11,580	100.00%	11,580
The timing of the revenue received from sub-division supervision fees and review of traffic management plans, cannot be predicted with accuracy and is dependent on scheduling of works by external developers and contractors.						
1026	Waste Services	113,689	103,243	10,445	10.12%	10,445
Additional revenue from the Waste facilities attributed to an increase in Tipping fees, and the better than forecasted prices for scrap metal.						
3	Interest Earnings	413,295	336,362	76,933	22.87%	76,933
\$77k better than YTD budget due to higher than expected interest rates and cash on hand position earlier in the year, with the roll over of invested funds coming to fruition overlapping into the next financial year.						
Expenses from Operating Activities						
Expenditure from operating activities is \$1.2M, or 14.4%, less than expected when compared to the budget YTD. The expense line items on the face of the financial statement that have a YTD variance that meet the material reporting threshold are outlined below.						
4	Materials & Contracts	(944,432)	(2,360,048)	1,415,616	59.98%	1,415,616
Finance and Corporate Services		42,632	196,429	153,797	78.30%	153,797
1029	Governance Services	-	18,153	18,153	100.00%	18,153
Subscriptions and computer software license costs have been misallocated to an incorrect cost centre budget. Will be rectified in August.						

**CITY OF BUSSELTON
NOTES TO THE STATEMENT OF FINANCIAL ACTIVITY
FOR THE PERIOD ENDED 31 JULY 2023**

Note 3 Material Variance Explanations

		Actual YTD	Budget YTD	Variance YTD	Variance YTD	Change in Variance Current Month
		\$	\$	\$	%	\$
1034	General Purpose Funding	2,671	18,415	15,744	85.50%	15,744
The underspend variance is timing only, as invoices have not yet been received for consultancy work, legal fees for debt recovery services and the printing and postage costs for rates notices.						
1036	Information Technology	23,495	110,984	87,489	78.83%	87,489
The budget has been equally proportioned across the financial year, however, the significant IT projects that are expected to require consultancy have not yet started. Also, there has been delays in receiving and/or processing various software licensing renewals, including Tech1.						
Community and Commercial Services		135,249	290,555	155,306	53.45%	155,306
1003	Cultural Precinct	2,080	31,312	29,231	93.36%	29,231
The variance is due to a timing delay with programming expenses for Saltwater. We've pushed back the expenses related to the grant for the opening production.						
1005	Library Services	2,680	30,543	27,863	91.22%	27,863
The underspend in the libraries budget YTD date is due to the finalisation of procurement waivers. Orders are now in place with all suppliers.						
1007	Airport Operations	52,642	69,522	16,880	24.28%	16,880
Activities falling under Security costs, Airport Maintenance, Inspections, Contractors and purchase of materials have started and commitments have been raised, works have either not been fully completed or invoiced.						
1008	Economic & Business Development	17,235	57,393	40,158	69.97%	40,158
Variance is due to the delayed invoicing for the contracted management services of the Jetty Tourist Park.						
1009/1010	Recreation & Community Development	3,495	47,564	44,069	92.65%	44,069
July is underspent due to 11128 Life Saving Services phased evenly across the year and Consultancy spend not yet fully incurred.						
1011	Leisure Centres	54,808	41,980	(12,828)	(30.56%)	(12,828)
Actuals have exceeded YTD forecast due to unplanned maintenance work required to fix the indoor pool liner and invoicing of the Geothermal license fee occurring earlier than expected.						
Engineering and Works Services		603,212	1,708,869	1,105,657	64.70%	1,105,657
1014	Engineering and Works Directorate	83	37,221	37,138	99.78%	37,138
This is a timing variance only as works have not commenced and or been invoiced.						
1016	Construction and Maintenance	43,404	154,521	111,117	71.91%	111,117
Activities to date have been largely focused on low external cost winter maintenance activities, including road grading, seal repairs and storm damage prevention and reinstatement. This is consistent with lower YTD costs at this time of year compared to YTD budget. Expenditure is on track and as expected in relation to the full year budget.						
1017	Parks & Gardens	85,519	341,560	256,041	74.96%	256,041
Activities to date have been largely focused on low external cost winter maintenance activities. This is consistent with lower YTD costs at this time of year compared to YTD budget. Expenditure is on track and as expected in relation to the full year budget.						
1019	Facilities Maintenance	63,832	334,890	271,058	80.94%	271,058
This is a timing issue only, expenditure will increase as the tourist season approaches at that point the variance is expected to reduce. Also, \$134k of the Budget YTD figure can be directly attributed to the Busselton Jetty operating code – in previous years this budget fell within a capital account. Nonetheless, it is expected that all funds will be expended this FY.						
1020	Engineering Technical Management	40,563	386,528	345,965	89.51%	345,965
This variance can be attributed to timing of procurement as a majority of these projects will be outsourced.						
1025	Fleet Management	215,756	192,261	(23,495)	(12.22%)	(23,495)
The overspend in July is due to fuel costs being higher than planned.						
1024/1026	Waste Services	151,212	237,065	85,853	36.22%	85,853
This underspend is due to works that have not been completed, or they have not been invoiced.						
5	Other Expenditure	(201,806)	(257,914)	56,108	21.75%	56,108
Finance and Corporate Services		6,926	56,165	49,239	87.67%	49,239
1029	Governance Services	-	37,391	37,391	100.00%	37,391
Members of Council July expenses have been misallocated to an incorrect cost centre budget. Will be rectified in August.						
1031	Public Relations and Community Engagement	-	8,125	8,125	100.00%	8,125
July expenses of \$5005 have been misallocated to an incorrect cost centre budget. Will be rectified in August.						
Community and Commercial Services		169,360	187,168	17,808	9.51%	17,808
1004	Events	159,004	114,566	(44,438)	(38.79%)	(44,438)
The variance is due to a milestone payment relating to the CinefestOZ agreement being paid in July, rather than August as anticipated.						
1008	Economic & Business Development	258	40,037	39,779	99.36%	39,779
Variance is due to the delayed invoicing by MRBTA for visitor servicing.						
1009/1010	Recreation & Community Development	4,319	18,337	14,017	76.45%	14,017
The underspend variance is attributed to the budget being evenly distributed across the FY, however the actuals for the Community Assistance Program acquittals are sporadic and difficult to predict.						

**CITY OF BUSSELTON
NOTES TO THE STATEMENT OF FINANCIAL ACTIVITY
FOR THE PERIOD ENDED 31 JULY 2023**

Note 3 Material Variance Explanations

		Actual YTD	Budget YTD	Variance YTD	Variance YTD	Change in Variance Current Month
		\$	\$	\$	%	\$
Engineering and Works Services		19,354	6,363	(12,991)	(204.17%)	(12,991)
1024/1026	Waste Management	17,441	5,758	(11,683)	(202.90%)	(11,683)
Variance caused by transactions for water reimbursements invoices for the period between Mar. and June, that were not received and paid until July.						
Amounts Attributable to Investing Activities		(399,272)	(4,648,701)	4,249,429	91.41%	4,249,429
YTD there is an underspend variance of 86.9%, or \$4.1M, in total capital expenditure, with YTD actual at \$4.7M against the YTD budget of \$613K. A portion of this positive underspend variance is offset by the negative variances in Non-Operating Grants, Contributions & Subsidies, with the remainder offset by the negative variances in Transfers From Reserves and Restricted Assets related to funds held aside for these projects. The attachments to this report include detailed listings of all capital expenditure (project) items, however the main areas of YTD variance are summarised as follows:						
6	Land & Buildings	(983,695)	(3,274,029)	2,290,333	69.95%	2,290,333
15073	Strategic Land Purchases	-	1,093,231	1,093,231	100.00%	1,093,231
The strategic land purchase is currently under negotiation and the expenditure is subject to an agreement being reached. Presently it is unclear if and when any agreement may occur.						
Various	BPACC (Saltwater)	846,568	1,901,608	1,055,039	55.48%	1,055,039
This variance is due to smaller than anticipated progress claims submitted by the contractor.						
10589	Airport Construction, Existing Terminal Upgrade(C)	(5,310)	103,847	109,157	105.11%	109,157
This is the remaining terminal operational improvements for which the total budget has been budgeted in the first month. These should actually be complete by Oct/Nov.						
10787	Geographe Leisure Centre Upgrade(C)	-	47,289	47,289	100.00%	47,289
The YTD underspend is due to the procurement process taking longer than anticipated due to contractor availability.						
10788	Geographe Leisure Centre Improvements(C)	165,108	-	(165,108)	100.00%	(165,108)
The overspend is due to invoicing related to the 22/23 year budgeted works not being processed until July. This was accrued into the 22/23 financial year but a technical issue prevented the reversal offsetting the actual invoice in July. This will disappear in August once the accrual reversal is activated.						
12331	Smiths Beach New Public Toilet(C)	-	20,833	20,833	100.00%	20,833
This variance is due to timing of works – planning and procurement has taken longer than anticipated.						
12428	Re-use shop Busselton Transfer Station(C)	-	21,051	21,051	100.00%	21,051
Reuse Shop is currently still in the development phase, which has taken longer than expected.						
12795	Busselton Depot CCTV & Electronic Gate(C)	(19,671)	-	19,671	-	19,671
The CCTV installation has been completed, whilst works on the electronic gate are ongoing. As such the invoice that was expected to come in to offset the accrual reversal has not yet been received.						
12940	Depot Building-Busselton(C)	-	22,500	22,500	100.00%	22,500
This is a timing issue – the budget has been evenly spread across the year (\$270,000/12=\$22,500) – the actual timing of the works is scheduled for December/January, depending on contractor availability.						
14942	Lions Park Shopping Centre Toilets (C)	-	20,833	20,833	100.00%	20,833
City officers have been given direction from council to re-negotiate terms with the Strata company. Therefore works have not been able to progress as planned.						
7	Furniture & Office Equipment	(2,311)	(176,621)	174,310	98.69%	174,310
12781	BPACC - Loose Furniture & Fittings(C)	-	28,569	28,569	100.00%	28,569
The budget for BPACC loose furniture and fittings was spread across the year ahead of a procurement plan, which is now in development. It is unlikely procurement will commence prior to October 2023.						
12876	ICT Services - Equipment & Software Purchases(C)	-	80,458	80,458	100.00%	80,458
The significant items that will comprise much of the allocated capital budget will be procured between November 2023 and June 2024 to coincide with the related implementation projects.						
12878	Naturaliste Community Centre (NCC) - Purchase Office Furn(C)	-	20,000	20,000	100.00%	20,000
Carryover of capital budget, most likely to be expensed by mid-year dependant on supply availability.						
14730	Geographe Leisure Centre Fitness Equipment(C)	-	18,160	18,160	100.00%	18,160
Carryover of capital budget, most likely be expensed by mid-year.						
8	Infrastructure	372,774	(1,203,508)	1,576,283	130.97%	1,576,283
Various	Roads	(380,165)	603,439	983,604	163.00%	983,604
Negative expenditure reflects late invoicing for works completed in June on Bussell Highway project. Progress is on track with Bussell Highway continuing and several asphalt overlay projects within the Busselton LIA commencing during July.						
Various	Car Parks	7,942	120,184	112,242	93.39%	112,242

CITY OF BUSSELTON
NOTES TO THE STATEMENT OF FINANCIAL ACTIVITY
FOR THE PERIOD ENDED 31 JULY 2023

Note 3 Material Variance Explanations

		Actual YTD	Budget YTD	Variance YTD	Variance YTD	Change in Variance Current Month
		\$	\$	\$	%	\$
The budget timing reflects an even spread of expenditure across the financial year, with the exception of Carpark Hotel Site 2, which has the budget spread over July and August. As a result there are some budget timing variances within this item, with Carpark Hotel Site 2 comprising \$88k of the variance. Carpark Hotel Site 2 is progressing well and in conjunction with the private contactors build of the Hilton hotel.						
Various	Footpaths & Cycleways	281	193,449	193,168	99.85%	193,168
Budget timing for most projects within this item reflect an even spread of expenditure across the financial year, which will be reviewed and adjusted. \$70k of the variance is associated with the Coastal Principled Shared Path budget which has been delayed due to weather - expenditure will be during October rather than July.						
Various	Parks, Gardens & Reserves	(949)	223,668	224,617	100.42%	224,617
Budget timing for most projects within this item reflect an even spread of expenditure across the financial year, which will be reviewed and adjusted. Negative expenditure is as a result of accrued costs against Possum Park Barnard East Upgrade – invoice was approved for payment in August.						
Various	Drainage	117	62,353	62,236	99.81%	62,236
Budget timing does not reflect construction schedule for projects within this item, this will be reviewed and adjusted.						
Other material variances within the Investing Activities section of the Statement of Financial Activity include:						
9	Proceeds from Sale of Assets	187,530	800	186,730	23341.22%	186,730
Amount over budget for July due to the delayed sale of assets from last financial year, resulting in the proceeds from the auction have been received in July, instead of June.						
Amounts Attributable to Financing Activities		4,062,606	862,789	3,199,817	370.87%	3,199,817
10	Transfer to Restricted Assets	(748,094)	(11,180)	(736,914)	(6591.36%)	(736,914)
There is a YTD variance in transfers to Restricted Assets because there is no budget at all for this item. The transfers are not possible to predict, and are fully reconciled only at year end.						
At the time of budgeting it is not possible to predict what grants, contributions or developer bonds will be received, and in what timeframe, nor when they will be spent and hence potentially transferred to Restricted Assets (or unspent portions thereof).						
Transfers to restricted assets are offset by the incoming receipt, be it a grant, contribution, subsidy or even loan proceeds, so the net impact on the Net Current Position is always nil (once full reconciliation has occurred at year end).						
YTD, \$127K in various government grants were restricted, as well as \$182K in Roadwork Bonds, \$44K in BJTP deposits, \$13K in developer contributions and \$382K in various other deposits and bonds.						
11	Transfer from Restricted Assets	405,556	1,713,590	(1,308,034)	(76.33%)	(1,308,034)
The transfers are usually not possible to predict, and are fully reconciled only at year end. The transfers YTD are attributable to \$16K of BJTP deposits utilised or returned, and \$390K of various other bonds and deposits returned or utilised.						
12	Transfer to Reserves	(10,922,325)	(14,829,196)	3,906,871	26.35%	3,906,871
A lower amount was transferred to reserves in July because of operational cashflow requirements. This is usual for the first month of the new financial year, as rates are not issued until late July/early August. There will be a catch up to budgeted transfers in August.						

City of Busselton Capital Acquisitions & Construction Report For Period Ending July 2023					
Project	Project Description	2023/24	2023/24	2023/24	2023/24
		Actual	Amended Budget YTD	Original Budget YTD	Amended Budget
		\$	\$	\$	\$
Land					
15073	Strategic Land Purchases	-	1,093,231	1,093,231	3,400,000
12847	Strategic Land Purchases				500,000
		-	1,093,231	1,093,231	3,900,000
Buildings					
Aged Housing					
12231	Aged Housing Capital Improvements - Harris Road(C)	-	-	-	22,000
12233	Aged Housing Capital Improvements - Winderlup(C)	-	-	-	40,000
12234	Aged Housing Capital Improvements - Winderlup Court (City)(C)	-	6,170	6,170	49,000
		-	6,170	6,170	111,000
Saltwater					
12471	BPACC - Construction(C)	749,804	1,520,051	1,520,051	18,240,616
12652	BPACC - Design of Structure / Professional Fees(C)	27,795	17,724	17,724	212,690
12779	BPACC - Contingency (C)	68,969	351,943	351,943	2,111,657
12782	BPACC - Utility Costs (C)	-	11,889	11,889	142,670
		846,568	1,901,608	1,901,608	20,707,633
10016	Civic and Administration Centre Minor Upgrades(C)	-	-	-	35,000
10025	Weld Theatre(C)	-	-	-	250,000
10585	BMRA Hangars(C)	-	-	-	303,790
10589	Airport Construction, Existing Terminal Upgrade(C)	(5,310)	103,847	103,847	103,847
10642	Dunsborough Lakes Sporting Precinct-Pavilion/Changeroom F(C)	1,189	-	-	1,620,434
10787	Geographe Leisure Centre Upgrade(C)	-	47,289	47,289	567,464
10788	GLC Building Improvements(C)	165,108	-	-	-
12331	Smiths Beach New Public Toilet(C)	-	20,833	20,833	250,000
12428	Re-use shop Busselton Transfer Station(C)	-	21,051	21,051	275,000
12440	Energy Efficiency Initiatives (Various Buildings) (C)	-	6,514	6,514	78,166
12550	Busselton Works Depot - Toilets and Sewer(C)	311	-	-	-
12795	Busselton Depot CCTV & Electronic Gate(C)	(19,671)	-	-	16,259
12796	Depot Training Room (C)	-	6,250	6,250	75,000
12798	High Street Hall (C)	-	875	875	10,500
12800	Old Courthouse and Jail Cells (C)	-	8,571	8,571	102,853
12804	Airport Terminal Building(C)	-	2,373	2,373	28,481
12868	Busselton Jetty Tourist Park - Cabin Replacement/Upgrade (C)	-	-	-	540,000
12869	Busselton Jetty Tourist Park - Renewal Works Park 1 Ablut(C)	(4,500)	-	-	-
12939	Administration Building- 2-16 Southern Drive(C)	-	3,750	3,750	45,000
12940	Depot Building-Busselton((C)	-	22,500	22,500	270,000
14942	Lions Park Shopping Centre Toilets (C)	-	20,833	20,833	250,000
14943	Changing Places Accessable Ablutions (C)	-	8,333	8,333	100,000
15067	Commonage Fire Facility (C)	-	-	-	40,000
15074	Vasse Toilet (C)	-	-	-	125,000
15077	Lunch / Meeting Room for Transfer Station(C)	-	-	-	50,000
15087	Mosquito Management Facility (C)	-	-	-	120,899
		983,695	2,180,798	2,180,798	26,076,325
		983,695	3,274,029	3,274,029	29,976,325
Plant and Equipment					
10700	Dunsborough Cemetery(C)	-	1,773	1,773	21,276
12870	Busselton Jetty Tourist Park- Replace Holden Colorado 4x4(C)	-	-	-	35,000
12872	Busselton Jetty Tourist Park - Battery Powered Mule (C)	-	-	-	35,000
12881	HINO FD1024 Beavertail Truck (Turf) (C)	-	-	-	100,000
12882	Isuzu NPR65-190 Single Cab (Turf) (C)	-	-	-	100,000
12884	KUBOTA F3690 OUTFRONT MOWER (C)	-	-	-	29,200
12885	KUBOTA F3690 OUTFRONT MOWER (C)	-	-	-	29,200
12886	Brush / Tree Chipper (C)	-	-	-	100,000
12887	Plant Purchases (P11) - Redexim Easyspread 1600 Sand Spre(C)	-	20,000	20,000	20,000
12888	HINO FS2848 Tipper Truck (C&M) (C)	-	-	-	230,000
12890	Caterpillar CS56 Roller (C&M) (C)	-	-	-	180,000
12892	ISUZU FVZ1400 Tipper Truck (C&M) (C)	-	-	-	230,000
12894	Nissan Xtrail ST-L 2WD (Strategic Planning Coord) (C)	-	-	-	35,000
12895	NISSAN X-TRAIL ST-L 2WD SUV (ASSET MGMT COORD) (C)	-	-	-	35,000
12896	Facilities Operational Ute(C)	-	-	-	42,000
12897	ISUZU D-MAX SX 4X2 SINGLE CAB UTILITY (IRRIGATION) (C)	-	-	-	42,000
12898	MITSUBISHI TRITON 4X2 SINGLE CAB UTE (P&G) (C)	-	-	-	42,000
12899	Construction & Maintenance Ute (C)	-	-	-	42,000
12900	TOYOTA HILUX DUAL CAB 4X4 (CONST SUPERVISOR) (C)	-	-	-	45,000
12901	TOYOTA HILUX DUAL CAB 4X4 (MTCE SUPERVISOR) (C)	-	-	-	45,000
12902	Manager Governance & Corp Services Vehicle (C)	-	-	-	40,000
12904	Plant Purchases (P11) - Minor Plant (P&G) (C)	-	-	-	15,000
12906	Plant Purchases (P12) - Minor Plant (C&M) (C)	-	-	-	20,000
12908	Program 12 - Minor Plant (Workshop) (C)	-	-	-	10,000
12911	VOLVO FE320 WASTE TRUCK (C)	-	-	-	459,660

City of Busselton Capital Acquisitions & Construction Report For Period Ending July 2023					
Project	Project Description	2023/24	2023/24	2023/24	2023/24
		Actual	Amended Budget YTD	Original Budget YTD	Amended Budget
		\$	\$	\$	\$
12914	Minor Plant - Program 10 (C)	-	-	-	10,000
12932	Airport Operations - Replacement Toro Groundmaster 7200 M(C)	-	-	-	30,000
12948	TOYOTA HILUX SR 4X4 DUAL CAB UTILITY (BMO) (C)	-	-	-	45,000
14744	MITSUBISHI PAJERO GLX 4X4 (MGR REG SERV) (C)	-	-	-	41,500
14818	Wheeled 20t excavator Inc. Accessories(C)	-	-	-	485,000
14819	Positrak (Cat 299) with Accessories (C)	-	-	-	250,000
14820	Trailer for Towing Positrak & Traffic Lights(C)	-	-	-	40,000
14821	Trailer Traffic Lights x 2 (and Sign Cones)(C)	-	-	-	45,000
14823	VOLVO FE320 WASTE TRUCK (C)	-	-	-	473,545
14842	HINO CREW CAB TIPPER TRUCK (C)	-	-	-	100,540
14946	PERUZZO BULL SLASHER (C)	-	-	-	60,000
14949	KUBOTA MULE (C)	-	-	-	15,000
14951	1500L SELF BUNDED DIESEL FUEL TANK (C)	-	-	-	15,000
14954	MITSUBISHI TRITON 4x2 SINGLE CAB (C)	-	-	-	35,000
14960	VOLVO FE320 WASTE TRUCK (C)	-	-	-	480,000
14962	WATER TANK FOR DUST SUPPRESSION (C)	-	-	-	25,000
14966	DIESEL TANK DWF (C)	-	-	-	50,000
14968	HOOKLIFT BIN BWTS (C)	-	-	-	18,000
14970	HOOKLIFT BIN BWTS (C)	-	-	-	18,000
14972	HOOKLIFT BIN BWTS (C)	-	-	-	18,000
14974	HOOKLIFT BIN (C)	-	-	-	18,000
14976	HOOKLIFT BIN (C)	-	-	-	18,000
14978	ABLE GL3013 GENERATOR (C)	-	-	-	50,000
14980	WASTE COORDINATOR VEHICLE (C)	-	-	-	35,000
14982	TOYOTA HILUX 4x2 SINGLE CAB (C)	-	-	-	36,000
14984	ISUZU D-MAX 4x4 DUAL CAB (C)	-	-	-	40,000
14986	HOLDEN COLORADO 4x4 DUAL CAB (C)	-	-	-	36,000
15004	HUSQVARNA RC318T RIDE ON MOWER (C)	-	-	-	18,000
15006	HINO 917 CREW CAB (C&M) (C)	-	-	-	100,000
15008	ISUZU NPR400 CREW CAB (C&M) (C)	-	-	-	100,000
15013	HINO GH1728 AUTO TRUCK (C&M) (C)	-	-	-	400,000
15016	HINO GF1628 REAR TIPPING TRUCK (P&G) (C)	-	-	-	150,000
15018	TORO 4010D GROUNDMASTER MOWER (P&G) (C)	-	-	-	150,000
15023	ISUZU DMAX 4X2 SINGLE CAB (P&G) FORESHORE IRRIGATION (C)	-	-	-	42,000
15025	TOYOTA HILUX 4X4 EXTRA CAB UTILITY (IRRIGATION) (C)	-	-	-	45,000
15028	FORD RANGER 4X4 DUAL CAB UTE (CESM) (C)	-	-	-	55,000
15032	SUBARU OUTBACK 2.5i PREMIUM WAGON (C)	-	-	-	35,000
15034	SUBARU OUTBACK AWD WAGON (RANGERS CO-ORDINATOR) (C)	-	-	-	35,000
15036	SUBARU OUTBACK 2.5i AWD PREMIUM (MGR CULTURE & EVENTS) (C)	-	-	-	40,000
15038	MAZDA CX9 FWD SUV (Director CCS) (C)	-	-	-	50,000
15040	SUBARU OUTBACK AWD (Director PDS) (C)	-	-	-	50,000
15042	Nissan X-Trail Ti 4x4 SUV (Mgr Fin Serv) (C)	-	-	-	40,000
15045	Toyota Fortuner GX 4x4 SUV (Mgr Eng Tech Srv) (C)	-	-	-	40,000
15048	SUBARU FORESTER 2.5i-S AWD (MGR DEV SERV) (C)	-	-	-	40,000
15050	NISSAN X TRAIL STL 4X4 SUV (LIESURE CENTRES COORD) (C)	-	-	-	35,000
15052	MITSUBISHI OUTLANDER LS AWD (HR COORD) (C)	-	-	-	35,000
15078	HAZMET and Dangerous Goods Storage(C)	-	-	-	108,500
15083	New Airport Manager Vehicle (C)	-	-	-	40,000
		-	21,773	21,773	6,078,421
Furniture and Equipment					
10965	P&E - P&G Smart Technologies(C)	-	6,250	6,250	75,000
12781	BPACC - Loose Furniture & Fittings (C)	-	28,569	28,569	228,551
12783	BPACC - IT Hardware & Software (C)	2,844	5,938	5,938	71,250
12876	ICT Services - Equipment & Software Purchases(C)	-	80,458	80,458	965,497
12878	Naturaliste Community Centre (NCC) - Purchase Office Furn(C)	-	20,000	20,000	20,000
12937	Community Resource Centre(C)	2,067	-	-	-
14729	Events Furniture & Equipment(C)	-	5,138	5,138	5,138
14730	Geographe Leisure Centre Fitness Equipment(C)	-	18,160	18,160	18,160
14731	Cultural Planning Furniture & Equipment(C)	-	9,500	9,500	9,500
14927	Dunsborough Depot(C)	-	1,775	1,775	21,300
14939	Ice Machine (C)	-	833	833	10,000
15059	Sculpture By The Bay (C)	-	-	-	12,000
15063	NCC - Les Mills Pump Rack (C)	-	-	-	8,000
15064	GLC Cafe Double Fridge (C)	-	-	-	20,000
15065	Differential GPS (C)	-	-	-	20,000
15082	Administration Building Furniture& Equipment C)	-	-	-	15,000
15088	Busselton Depot Building Furniture & Equipment (C)	(2,600)	-	-	10,813
		2,311	176,621	176,621	1,510,209
Roads Infrastructure					
11150	Causeway Road - Molloy Street Intersection(C)	223	-	-	-
11153	Inlet Drive Spray Seal(C)	148	-	-	-
11193	Wilyabrup Road Resheet(C)	-	-	-	80,643

City of Busselton Capital Acquisitions & Construction Report For Period Ending July 2023					
Project	Project Description	2023/24	2023/24	2023/24	2023/24
		Actual	Amended Budget YTD	Original Budget YTD	Amended Budget
		\$	\$	\$	\$
11199	Bussell Highway(C)	(400,311)	169,559	169,559	2,034,712
11987	Caves Road - Median Crossing(C)	-	-	-	17,043
11991	Commonage & Hayes Road intersection Safety works(C)	226	-	-	-
11997	Gifford Road Reconstruction(C)	1,057	-	-	-
12005	Payne Road(C)	-	73,172	73,172	878,066
12573	Abbey's Farm Road(C)	282	-	-	-
12609	Geographe Bay Road - Gifford Road to Elmore Road(C)	9,181	-	-	-
12611	North Jindong Road(C)	-	34,050	34,050	792,600
12643	Vasse Yallingup Siding Road(C)	80	-	-	-
12645	Marine Terrace(C)	842	-	-	-
12678	Rendezvous Road Reseal & Rut Correction(C)	274	-	-	-
12824	Acton Park Road(C)	578	-	-	-
12827	Commonage Road(C)	-	48,125	48,125	769,500
12835	Ludlow-Hithergreen Road(C)	275	-	-	-
12841	Strelly Street (C)	6,144	-	-	-
12842	Nuttman Road (C)	-	-	-	54,724
12851	Bussell Highway(C)	104	-	-	-
14817	Road Access Seal - Busselton Animal care facility(C)	-	-	-	49,766
14850	Cook Street - Asphalt Overlay SLK 0.39 to 1.25 (C)	209	23,780	23,780	351,574
14851	Strelly Street - Rehabilitation SLK 0.05 to 1.2 (C)	-	60,000	60,000	720,000
14852	North Jindong Road - Prelims and Land Acq SLK 0 to 0 (C)	-	1,000	1,000	12,000
14853	Jalbarragup Road - Reseal SLK 0 to 10.75 (C)	-	50,000	50,000	600,000
14854	Boallia Road - Recon and Widening SLK 1.5 to 2.3 (C)	-	35,762	35,762	553,832
14855	Vasse Yallingup Siding Road - Design only SLK 0 to 0 (C)	-	1,375	1,375	16,500
14856	Peron Avenue - Asphalt Overlay SLK 0.17 to 0.76 (C)	-	37,503	37,503	450,030
14857	West Street - Rehabilitation SLK 1.02 to 1.15 (C)	-	15,083	15,083	181,000
14858	Artisan Street - Asphalt Overlay SLK 0.02 to 0.16 (C)	261	3,122	3,122	46,152
14859	Kershaw Street - Asphalt Overlay SLK 0 to 0.25 (C)	157	4,685	4,685	69,271
14860	Thornbill Court - Asphalt Overlay SLK 0 to 0.08 (C)	-	1,722	1,722	20,662
14861	Grevillea Cove - Asphalt Overlay SLK 0 to 0.08 (C)	-	1,854	1,854	22,243
14862	Baudin Street - Asphalt Overlay SLK 0 to 0.1 (C)	-	7,928	7,928	95,132
14863	Cormorant Court - Asphalt Overlay SLK 0 to 0.08 (C)	-	1,968	1,968	23,616
14864	Sugarloaf Road - Second Coat Seal SLK 0 to 0 (C)	-	4,295	4,295	66,521
14865	Yallingup Beach Road - Reseal SLK 0 to 0.19 (C)	104	2,396	2,396	30,698
14866	Old Vasse Highway - Reseal SLK 0 to 1.83 (C)	-	1,099	1,099	13,535
14867	McDonald Road - Unsealed Resheet SLK 0.02 to 0.88 (C)	-	3,786	3,786	60,534
14868	Chambers Road - Unsealed Resheet SLK 2.1 to 4.26 (C)	-	9,497	9,497	151,848
14869	Silverwood Road - Unsealed Resheet SLK 0.01 to 1.3 (C)	-	5,711	5,711	91,314
14870	Downs Road - Unsealed Resheet SLK 2.0 to 3.35 (C)	-	5,968	5,968	95,418
15085	Jalbarragup Road New Shoulders (C)	-	-	-	1,744,420
		(380,165)	603,439	603,439	10,093,354
Car Parks Infrastructure					
14815	Carpark Hotel Site 2(C)	7,942	96,273	96,273	192,546
14873	Forrest Beach Horse Float Carparking Area(C)	-	12,556	12,556	194,446
14874	Disabled Parking Bays BussForeshore (Old ennisCourt)(C)	-	833	833	10,000
14875	Eagle Bay Boat Ramp Parking off Fern Road(C)	-	2,500	2,500	30,000
14876	Eagle Crescent on road parking - Eagle Bay(C)	-	3,083	3,083	37,000
14877	Rotary Park Stage 1 - Design, permits and clearing(C)	-	1,667	1,667	20,000
14878	Senior Citizens Universal Access Parking(C)	-	3,271	3,271	57,893
		7,942	120,184	120,184	541,885
Footpaths Infrastructure					
10741	Busselton CBD Footpath Renewal(C)	-	-	-	54,585
10903	DAIP - Disability Access(C)	-	2,500	2,500	30,000
11986	Causeway Road Shared Path(C)	281	-	-	-
12816	Coastal Principled Shares Path (C)	-	70,488	70,488	70,488
14814	Townscape Works Busselton(C)	-	-	-	100,000
14887	Coastal Shared Path - Forth St to Holgate(C)	-	38,333	38,333	460,000
14888	Bay View Street - Bussell Hwy to Dorset Street(C)	-	7,893	7,893	126,198
14889	Queen St - Queen St & Prince St Roundabout Zebra Cross(C)	-	1,333	1,333	16,000
14890	Carey St - Kent Street and Harris to Peel(C)	-	7,123	7,123	113,886
14891	Adelaide Street - Lot 11 to Stanley St(C)	-	3,529	3,529	56,430
14892	Peron Avenue - Chester Way to Pimlea Parade(C)	-	12,250	12,250	147,000
14893	Bay View Crescent - Curtis Bay Lot 62 to Lot 4(C)	-	4,583	4,583	55,000
14894	Telstra Park - Lot 4 Naturaliste Terrace(C)	-	1,667	1,667	20,000
14895	Vincent Street to Geographe Bay Road (Reserve 44343)(C)	-	33,333	33,333	400,000
14896	Dunsborough Lakes Drive - Caves Road(C)	-	1,250	1,250	15,000
14897	Naturaliste Terrace Footbridge Renewal #6017 Lot 254(C)	-	9,167	9,167	110,000
14905	GLC Footpath NIB (C)	-	-	-	20,000
15071	Upgrade Wagin Gardens Footpath Access (C)	-	-	-	20,000
15072	Upgrade Harris Rd POS Access (C)	-	-	-	10,000
		281	193,449	193,449	1,824,587
Parks, Gardens and Reserves					

City of Busselton Capital Acquisitions & Construction Report For Period Ending July 2023					
Project	Project Description	2023/24	2023/24	2023/24	2023/24
		Actual	Amended Budget YTD	Original Budget YTD	Amended Budget
		\$	\$	\$	\$
10613	Meelup Coastal Parking & Landscaping(C)	-	-	-	178,238
10688	Depot Washdown Facility Upgrades(C)	-	-	-	76,700
10765	Foreshore Busselton - High Street to Carey Street(C)	-	4,167	4,167	50,000
10766	Foreshore Yallingup Capital(C)	-	1,667	1,667	20,000
10767	Port Geographe General Improvements/ Foreshore(C)	182	-	-	-
10831	Rotary Park / War Memorial Relocation(C)	1,558	-	-	525,000
10951	Mitchell Park Upgrade(C)	-	-	-	37,000
10952	Possum Park Barnard East Upgrade(C)	(7,175)	-	-	30,000
10953	Youth Skate Park(C)	-	1,667	1,667	20,000
10963	Minor Capital Improvements, Fencing, Seating, Lighting et(C)	-	3,333	3,333	40,000
10966	Provence SAR Area General Improvements to the Area(C)	-	13,333	13,333	160,000
10967	New Shade Sails – multiple locations (C)	-	22,097	22,097	265,165
10969	Vasse SAR Area General Improvements to the Area(C)	-	5,833	5,833	70,000
11024	Pioneer Cemetery - Implement Conservation Plan(C)	221	1,773	1,773	21,276
11035	Park Furniture Renewals - Replace aged & unsafe Equip(C)	-	4,583	4,583	55,000
12251	Cricket Wicket Renewal(C)	-	-	-	30,000
12254	Busselton Tennis Club - Infrastructure(C)	-	1,914	1,914	46,000
12267	Busselton Townscape Street Furniture Renewals (C)	-	3,333	3,333	40,000
12333	Townscape Works Dunsborough(C)	221	-	-	-
12382	Rails to Trails - Continuation of Implementation Plan(C)	550	8,750	8,750	105,000
12407	Dunsborough Lakes Sporting Precinct (Stage 1)(C)	-	-	-	730,000
12421	City Lined Landfill Stage 2 - Preliminary Works(C)	-	-	-	80,000
12425	Busselton Landfill Post-closure Capping, Rehab & Remediat(C)	-	-	-	2,000,000
12511	Dunsborough - BMX / Skatebowl(C)	-	833	833	10,000
12528	Dunsborough Town Centre/ Foreshore(C)	-	2,500	2,500	30,000
12780	BPACC - Landscaping (C)	-	-	-	500,000
12821	Churchill Park - Main Oval Renewal (C)	-	45,833	45,833	550,000
12846	Mitchell Park Landscape Upgrade Stage 2(C)	-	-	-	150,000
12849	Sport Oval Lighting - Vasse Ovals(C)	3,080	-	-	116,731
12850	Dunsborough Lakes Sporting Precinct (Stage 1) - Planning (C)	-	25,000	25,000	150,000
14811	RBFS Old Dunsborough Boat Ramp Scour Protection (C)	-	-	-	33,240
14816	Carpark Hotel Site 2 Land Scaping(C)	414	-	-	-
14900	Metricup Cemetery - Paths & Ashes iternment(C)	-	833	833	10,000
14901	Port Geographe POS Retaining Wall Renewals(C)	-	4,417	4,417	53,000
14903	Centennial Park Irrigation renewal(C)	-	10,417	10,417	125,000
14904	Beach Shower/Water Fountain Ren Busselton Foreshore(C)	-	1,667	1,667	20,000
14906	Dunsborough Oval Skatepark Lighting Renewal(C)	-	5,833	5,833	70,000
14907	Busselton Foreshore - Annual Renewals (C)	-	4,167	4,167	50,000
14908	Dunsborough Town Centre & Foreshore - Annual Renewals (C)	-	2,500	2,500	30,000
14909	Lou Weston Basketball System upgrades (C)	-	2,667	2,667	32,000
14910	Seymour Park - Replacement of Decking(C)	-	4,217	4,217	50,600
14911	Jarrahood Playground Equipment Renewal(C)	-	2,167	2,167	26,000
14912	Newtown Oval New Playground Equipment(C)	-	1,250	1,250	15,000
14913	Heron Place - New New Playground Equipment(C)	-	833	833	10,000
14914	Lou Weston Playground Equipment Renewal(C)	-	5,000	5,000	60,000
14915	Busselton Foreshore disability carousel renewal(C)	-	3,750	3,750	45,000
14916	Dunsborough Foreshore disability carousel renewal(C)	-	3,750	3,750	45,000
14917	Meelup Regional Park - Capital Projects(C)	-	14,833	14,833	178,000
14918	BBQ Placement and Replacement(C)	-	2,500	2,500	30,000
14919	Beach Access stairs (C)	-	4,583	4,583	55,000
14944	Busselton Works Depot Parks & Gardens Product Bays(C)	-	1,667	1,667	20,000
		(949)	223,668	223,668	7,043,950
Drainage Infrastructure					
10692	Carey Street Drainage Upgrade(C)	(84)	-	-	-
12815	North Street Drainage Works(C)	-	-	-	231,149
14879	Busselton LIA Drainage Investigation & Design(C)	201	4,167	4,167	50,000
14880	Chapman Street Mitigate private property inundation(C)	-	20,833	20,833	250,000
14881	Dunsborough Lakes Drive No 69/71(C)	-	9,351	9,351	112,215
14882	Dunsborough Lakes Condition inspection & Design(C)	-	4,167	4,167	50,000
14883	Carey Street Drainage Renewals(C)	-	15,816	15,816	252,894
14884	Depuch Close - Eagle Bay(C)	-	4,783	4,783	76,473
14885	Heppingstone & Hale Street intersection(C)	-	2,109	2,109	33,718
14886	Hester Steet Drainage Renewal SLK0.33 (C)	-	1,127	1,127	18,027
14945	WSUD Improv Drainage Outlets and Catchements(C)	-	-	-	30,000
		117	62,353	62,353	1,104,476
Regional Airport and Industrial Park					
10583	Airport Construction Stage 2, Airfield(C)	-	-	-	337,478
12941	Airport - Other Buildings(C)	-	417	417	5,000
14836	RFDS relocation(C)	-	-	-	366,180
14838	BMRAP - Apron Lighting(C)	-	-	-	65,000
14839	BMRAP - Apron CCTV(C)	-	-	-	50,000
15060	BMRA MAGS Improvements (C)	-	-	-	17,000

City of Busselton Capital Acquisitions & Construction Report For Period Ending July 2023					
Project	Project Description	2023/24	2023/24	2023/24	2023/24
		Actual	Amended Budget YTD	Original Budget YTD	Amended Budget
		\$	\$	\$	\$
15061	BMRA Gate 1 Replacement (C)	-	-	-	10,000
15062	BMRA GA Precinct Reseal (C)	-	-	-	437,620
		-	417	417	1,288,278
	Infrastructure Total	(372,774)	1,203,508	1,203,508	21,896,530
	Grand Total	613,232	4,675,931	4,675,931	59,461,485

City of Busseton
Reserve Movements
For Period Ended 31 July 2023

Project Number	Transaction Type	Project Description	YTD Actual	YTD Budget	Budget Original
1001 - Airport Existing Terminal Building Reserve					
10904	Opening Balance	Other General Purpose Funding(O)	(456,382)	(456,382)	(456,382)
10904	Interest Earned	Other General Purpose Funding(O)	3,569	-	-
10904	Transfer From Reserve	Other General Purpose Funding(O)	452,813	456,382	456,382
<i>Airport Existing Terminal Building Reserve Closing Balance</i>			-	-	-
1003 - Airport Marketing & Incentive Reserve					
10904	Opening Balance	Other General Purpose Funding(O)	(4,895,380)	(4,895,380)	(4,895,380)
10904	Interest Earned	Other General Purpose Funding(O)	43,808	-	-
10904	Transfer From Reserve	Other General Purpose Funding(O)	4,851,572	4,895,380	4,895,380
<i>Airport Marketing & Incentive Reserve Closing Balance</i>			-	-	-
1004 - Airport New Terminal Building Reserve					
10904	Interest Earned	Other General Purpose Funding(O)	-	-	-
<i>Airport New Terminal Building Reserve Closing Balance</i>			-	-	-
1005 - Barnard Park Sports Pavilion Building Reserve					
10904	Opening Balance	Other General Purpose Funding(O)	(115,031)	(115,031)	(115,031)
10904	Interest Earned	Other General Purpose Funding(O)	910	-	-
10904	Transfer From Reserve	Other General Purpose Funding(O)	114,122	115,031	115,031
<i>Barnard Park Sports Pavilion Building Reserve Closing Balance</i>			-	-	-
1006 - Building Asset Renewal Reserve Fund - General Buildings					
10904	Opening Balance	Other General Purpose Funding(O)	(3,389,334)	(3,389,334)	(3,389,334)
10904	Interest Earned	Other General Purpose Funding(O)	(40,184)	(19,582)	(234,987)
10027	Transfer To Reserve	Asset Management Administration(O)	(114,122)	(2,897,874)	(4,441,390)
10904	Transfer To Reserve	Other General Purpose Funding(O)	(2,375,644)	-	-
10016	Transfer From Reserve	Civic and Administration Centre Minor Upgrades(C)	-	-	35,000
10025	Transfer From Reserve	Weld Theatre(C)	-	-	250,000
10027	Transfer From Reserve	Asset Management Administration(O)	-	-	21,600
10163	Transfer From Reserve	Old Fire Station Building(O)	-	-	15,000
10167	Transfer From Reserve	Dunsborough Hall(O)	-	-	5,000
10179	Transfer From Reserve	Youth Services(O)	-	-	14,000
10243	Transfer From Reserve	Depot Building-Busseton(O)	-	-	10,037
10787	Transfer From Reserve	Geographe Leisure Centre Upgrade(C)	-	-	567,464
10853	Transfer From Reserve	Asbestos Removal & Replacement(O)	-	-	50,000
11761	Transfer From Reserve	Abbey Beach Boat Ramp Toilets(O)	-	-	8,533
12331	Transfer From Reserve	Smiths Beach New Public Toilet(C)	-	-	250,000
12795	Transfer From Reserve	Busseton Depot CCTV & Electronic Gate(C)	-	-	16,259
12796	Transfer From Reserve	Depot Training Room (C)	-	-	75,000
12798	Transfer From Reserve	High Street Hall (C)	-	-	10,500
12800	Transfer From Reserve	Old Courthouse and Jail Cells (C)	-	-	102,853
12939	Transfer From Reserve	Administration Building- 2-16 Southern Drive(C)	-	-	45,000
12940	Transfer From Reserve	Depot Building-Busseton((C)	-	-	270,000
12947	Transfer From Reserve	Old Court House(O)	-	-	79,200
14942	Transfer From Reserve	Lions Park Shopping Centre Toilets (C)	-	-	250,000
14943	Transfer From Reserve	Changing Places Accessable Ablutions (C)	-	-	100,000
15063	Transfer From Reserve	NCC - Les Mills Pump Rack (C)	-	-	8,000
15064	Transfer From Reserve	GLC Cafe Double Fridge (C)	-	-	20,000
15074	Transfer From Reserve	Vasse Toilet (C)	-	-	125,000
15075	Transfer From Reserve	Vasse Toilet (O)	-	-	35,000
<i>Building Asset Renewal Reserve Fund - General Buildings Closing Balance</i>			(5,919,284)	(6,306,790)	(5,702,265)
1007 - Busseton Area Drainage and Waterways Improvement Reserve					
10904	Opening Balance	Other General Purpose Funding(O)	(134,559)	(134,559)	(134,559)
10904	Interest Earned	Other General Purpose Funding(O)	1,090	-	-
10904	Transfer From Reserve	Other General Purpose Funding(O)	133,469	134,559	134,559
<i>Busseton Area Drainage and Waterways Improvement Reserve Closing Balance</i>			-	-	-
1008 - Busseton Community Resource Centre Reserve					
10904	Opening Balance	Other General Purpose Funding(O)	(531,460)	(531,460)	(531,460)
10904	Interest Earned	Other General Purpose Funding(O)	4,338	-	-
10904	Transfer From Reserve	Other General Purpose Funding(O)	527,123	531,460	531,460
<i>Busseton Community Resource Centre Reserve Closing Balance</i>			-	-	-

City of Busselton
Reserve Movements
For Period Ended 31 July 2023

Project Number	Transaction Type	Project Description	YTD Actual	YTD Budget	Budget Original
1009 - Busselton Foreshore Maintenance Reserve					
10904	Opening Balance	Other General Purpose Funding(O)	(13,115)	(13,115)	(13,115)
10904	Interest Earned	Other General Purpose Funding(O)	106	-	-
			-	-	-
10904	Transfer From Reserve	Other General Purpose Funding(O)	13,009	13,115	13,115
<i>Busselton Foreshore Maintenance Reserve Closing Balance</i>			-	-	-
1010 - Busselton Jetty Tourist Park Reserve					
10904	Opening Balance	Other General Purpose Funding(O)	(1,971,965)	(1,971,965)	(1,971,965)
10904	Interest Earned	Other General Purpose Funding(O)	(9,309)	(4,391)	(52,696)
10297	Transfer To Reserve	Busselton Jetty Tourist Park(O)	-	(37,828)	(453,933)
11040	Transfer From Reserve	Economic and Business Development(O)	-	-	149,344
12868	Transfer From Reserve	Busselton Jetty Tourist Park - Cabin Replacement/Upgrade (C)	-	-	540,000
12870	Transfer From Reserve	Busselton Jetty Tourist Park- Replace Holden Colorado 4x4(C)	-	-	25,000
12872	Transfer From Reserve	Busselton Jetty Tourist Park - Battery Powered Mule (C)	-	-	30,000
<i>Busselton Jetty Tourist Park Reserve Closing Balance</i>			(1,981,273)	(2,014,184)	(1,734,249)
1011 - Busselton Library Building Reserve					
10904	Opening Balance	Other General Purpose Funding(O)	(155,510)	(155,510)	(155,510)
10904	Interest Earned	Other General Purpose Funding(O)	1,218	-	-
			-	-	-
10904	Transfer From Reserve	Other General Purpose Funding(O)	154,292	155,510	155,510
<i>Busselton Library Building Reserve Closing Balance</i>			-	-	-
1012 - CBD Enhancement Reserve					
10904	Opening Balance	Other General Purpose Funding(O)	(9,195)	(9,195)	(9,195)
10904	Interest Earned	Other General Purpose Funding(O)	36	-	-
			-	-	-
10904	Transfer From Reserve	Other General Purpose Funding(O)	9,159	9,195	9,195
<i>CBD Enhancement Reserve Closing Balance</i>			-	-	-
1013 - Cemetery Reserve					
10904	Opening Balance	Other General Purpose Funding(O)	(365,557)	(365,557)	(365,557)
10904	Interest Earned	Other General Purpose Funding(O)	2,933	-	-
			-	-	-
10904	Transfer From Reserve	Other General Purpose Funding(O)	362,623	365,557	365,557
<i>Cemetery Reserve Closing Balance</i>			-	-	-
1014 - City Car Parking and Access Reserve					
10904	Opening Balance	Other General Purpose Funding(O)	(1,436,683)	(1,436,683)	(1,436,683)
10904	Interest Earned	Other General Purpose Funding(O)	(5,573)	(4,870)	(58,442)
10027	Transfer To Reserve	Asset Management Administration(O)	-	(14,466)	(173,594)
10904	Transfer From Reserve	Other General Purpose Funding(O)	-	250,000	250,000
14815	Transfer From Reserve	Carpark Hotel Site 2(C)	-	-	192,546
14873	Transfer From Reserve	Forrest Beach Horse Float Carparking Area(C)	-	-	194,446
14874	Transfer From Reserve	Disabled Parking Bays BussForeshore (Old ennisCourt)(C)	-	-	10,000
14875	Transfer From Reserve	Eagle Bay Boat Ramp Parking off Fern Road(C)	-	-	30,000
14876	Transfer From Reserve	Eagle Crescent on road parking - Eagle Bay(C)	-	-	37,000
14877	Transfer From Reserve	Rotary Park Stage 1 - Design, permits and clearing(C)	-	-	20,000
14878	Transfer From Reserve	Senior Citizens Universal Access Parking(C)	-	-	57,893
<i>City Car Parking and Access Reserve Closing Balance</i>			(1,442,256)	(1,206,019)	(876,834)
1015 - Civic and Administration Building Reserve					
10904	Opening Balance	Other General Purpose Funding(O)	(900,463)	(900,463)	(900,463)
10904	Interest Earned	Other General Purpose Funding(O)	7,140	-	-
			-	-	-
10904	Transfer From Reserve	Other General Purpose Funding(O)	893,322	900,463	900,463
<i>Civic and Administration Building Reserve Closing Balance</i>			-	-	-
1016 - Coastal and Climate Adaptation Reserve					
10904	Opening Balance	Other General Purpose Funding(O)	(1,194,819)	(1,194,819)	(1,194,819)
10904	Interest Earned	Other General Purpose Funding(O)	(2,821)	(1,726)	(20,714)
10027	Transfer To Reserve	Asset Management Administration(O)	-	(95,412)	(1,144,947)
12811	Transfer From Reserve	Sand Re-Nourishment(O)	-	-	110,000
12873	Transfer From Reserve	Coastal Protection - Beach Monitoring Year 10 (O)	-	-	53,300
12875	Transfer From Reserve	Coastal Protection - Coastal Structures Inspections and R(O)	-	-	6,664
14736	Transfer From Reserve	PACP Coastal Grant Projects(O)	-	-	1,324,521
14929	Transfer From Reserve	Coastal Adaptation and Protection Plan(O)	-	-	142,000
<i>Coastal and Climate Adaptation Reserve Closing Balance</i>			(1,197,640)	(1,291,957)	(723,994)

City of Busseton
Reserve Movements
For Period Ended 31 July 2023

Project Number	Transaction Type	Project Description	YTD Actual	YTD Budget	Budget Original
1017 - Commonage Community Facilities Dunsborough Lakes SR					
10904	Opening Balance	Other General Purpose Funding(O)	(76,996)	(76,996)	(76,996)
10904	Interest Earned	Other General Purpose Funding(O)	624	-	-
			-	-	-
10904	Transfer From Reserve	Other General Purpose Funding(O)	76,372	76,996	76,996
<i>Commonage Community Facilities Dunsborough Lakes SR Closing Balance</i>			-	-	-
1018 - Commonage Community Facilities South Biddle Precinct Reserve					
10904	Opening Balance	Other General Purpose Funding(O)	(938,928)	(938,928)	(938,928)
10904	Interest Earned	Other General Purpose Funding(O)	(3,229)	(3,564)	(42,771)
			-	-	-
			-	-	-
<i>Commonage Community Facilities South Biddle Precinct Reserve Closing Balance</i>			(942,156)	(942,492)	(981,698)
1019 - Commonage Precinct Bushfire Facilities Reserve					
10904	Opening Balance	Other General Purpose Funding(O)	(60,709)	(60,709)	(60,709)
10904	Interest Earned	Other General Purpose Funding(O)	(209)	(230)	(2,766)
			-	-	-
15067	Transfer From Reserve	Commonage Fire Facility (C)	-	-	40,000
<i>Commonage Precinct Bushfire Facilities Reserve Closing Balance</i>			(60,918)	(60,940)	(23,475)
1020 - Commonage Precinct Infrastructure Road Reserve					
10904	Opening Balance	Other General Purpose Funding(O)	(844)	(844)	(844)
10904	Interest Earned	Other General Purpose Funding(O)	7	-	-
			-	-	-
10904	Transfer From Reserve	Other General Purpose Funding(O)	837	844	844
<i>Commonage Precinct Infrastructure Road Reserve Closing Balance</i>			-	-	-
1021 - Community Facilities - Airport North					
10904	Opening Balance	Other General Purpose Funding(O)	(3,282,876)	(3,282,876)	(3,282,876)
10904	Interest Earned	Other General Purpose Funding(O)	(11,288)	(12,916)	(154,991)
11026	Transfer To Reserve	Planning Administration(O)	-	(9,892)	(118,704)
			-	-	-
<i>Community Facilities - Airport North Closing Balance</i>			(3,294,164)	(3,305,684)	(3,556,571)
1022 - Community Facilities - Broadwater					
10904	Opening Balance	Other General Purpose Funding(O)	(275,331)	(275,331)	(275,331)
10904	Interest Earned	Other General Purpose Funding(O)	(947)	(837)	(10,042)
11026	Transfer To Reserve	Planning Administration(O)	-	(1,355)	(16,263)
			-	-	-
<i>Community Facilities - Broadwater Closing Balance</i>			(276,278)	(277,523)	(301,636)
1023 - Community Facilities - Busseton					
10904	Opening Balance	Other General Purpose Funding(O)	(101,930)	(101,930)	(101,930)
10904	Interest Earned	Other General Purpose Funding(O)	(351)	(376)	(4,510)
11026	Transfer To Reserve	Planning Administration(O)	-	(1,841)	(22,097)
14909	Transfer From Reserve	Lou Weston Basketball System upgrades (C)	-	-	32,000
14914	Transfer From Reserve	Lou Weston Playground Equipment Renewal(C)	-	-	60,000
<i>Community Facilities - Busseton Closing Balance</i>			(102,281)	(104,148)	(36,538)
1024 - Community Facilities - City District					
10904	Opening Balance	Other General Purpose Funding(O)	(1,320,534)	(1,320,534)	(1,320,534)
10904	Interest Earned	Other General Purpose Funding(O)	(4,222)	(3,124)	(37,487)
10904	Transfer To Reserve	Other General Purpose Funding(O)	(2,445)	-	-
11026	Transfer To Reserve	Planning Administration(O)	-	(29,779)	(357,348)
10642	Transfer From Reserve	Dunsborough Lakes Sporting Precinct-Pavilion/Changeroom F(C)	-	-	95,350
10765	Transfer From Reserve	Foreshore Busseton - High Street to Carey Street(C)	-	-	50,000
10952	Transfer From Reserve	Possum Park Barnard East Upgrade(C)	-	-	30,000
12382	Transfer From Reserve	Rails to Trails - Continuation of Implementation Plan(C)	-	-	105,000
12850	Transfer From Reserve	Dunsborough Lakes Sporting Precinct (Stage 1) - Planning (C)	-	-	150,000
14915	Transfer From Reserve	Busseton Foreshore disability carousel renewal(C)	-	-	45,000
<i>Community Facilities - City District Closing Balance</i>			(1,327,201)	(1,353,437)	(1,240,020)
1025 - Community Facilities - Dunsborough					
10904	Opening Balance	Other General Purpose Funding(O)	(523,252)	(523,252)	(523,252)
10904	Interest Earned	Other General Purpose Funding(O)	(1,799)	(1,938)	(23,260)
11026	Transfer To Reserve	Planning Administration(O)	-	(2,917)	(35,009)
10766	Transfer From Reserve	Foreshore Yallingup Capital(C)	-	-	20,000
12528	Transfer From Reserve	Dunsborough Town Centre/ Foreshore(C)	-	-	30,000
14903	Transfer From Reserve	Centennial Park Irrigation renewal(C)	-	-	125,000
14916	Transfer From Reserve	Dunsborough Foreshore disability carousel renewal(C)	-	-	45,000
<i>Community Facilities - Dunsborough Closing Balance</i>			(525,052)	(528,108)	(361,522)

City of Busseton
Reserve Movements
For Period Ended 31 July 2023

Project Number	Transaction Type	Project Description	YTD Actual	YTD Budget	Budget Original
1026 - Community Facilities - Dunsborough Lakes					
10904	Opening Balance	Other General Purpose Funding(O)	(900,386)	(900,386)	(900,386)
10904	Interest Earned	Other General Purpose Funding(O)	(3,096)	(1,110)	(13,317)
			-	-	-
10642	Transfer From Reserve	Dunsborough Lakes Sporting Precinct-Pavilion/Changeroom F(C)	-	-	375,596
12407	Transfer From Reserve	Dunsborough Lakes Sporting Precinct (Stage 1)(C)	-	-	201,426
			-	-	-
<i>Community Facilities - Dunsborough Lakes Closing Balance</i>			(903,482)	(901,495)	(336,681)
1027 - Community Facilities - Geographe					
10904	Opening Balance	Other General Purpose Funding(O)	(156,185)	(156,185)	(156,185)
10904	Interest Earned	Other General Purpose Funding(O)	(537)	(586)	(7,030)
11026	Transfer To Reserve	Planning Administration(O)	-	(909)	(10,902)
			-	-	-
<i>Community Facilities - Geographe Closing Balance</i>			(156,722)	(157,680)	(174,118)
1028 - Community Facilities - Port Geographe					
10904	Opening Balance	Other General Purpose Funding(O)	(364,198)	(364,198)	(364,198)
10904	Interest Earned	Other General Purpose Funding(O)	(1,252)	(1,383)	(16,590)
			-	-	-
			-	-	-
<i>Community Facilities - Port Geographe Closing Balance</i>			(365,451)	(365,581)	(380,789)
1029 - Community Facilities - Vasse					
10904	Opening Balance	Other General Purpose Funding(O)	(108,014)	(108,014)	(108,014)
10904	Interest Earned	Other General Purpose Funding(O)	(365)	-	-
10904	Transfer To Reserve	Other General Purpose Funding(O)	-	-	(8,717)
12849	Transfer From Reserve	Sport Oval Lighting - Vasse Ovals(C)	-	-	116,731
			-	-	-
<i>Community Facilities - Vasse Closing Balance</i>			(108,379)	(108,014)	0
1030 - Corporate IT Systems Reserve					
10904	Opening Balance	Other General Purpose Funding(O)	(329,865)	(329,865)	(329,865)
10904	Interest Earned	Other General Purpose Funding(O)	(2,429)	(284)	(3,410)
10027	Transfer To Reserve	Asset Management Administration(O)	-	(66,561)	(798,738)
10904	Transfer To Reserve	Other General Purpose Funding(O)	(97,084)	(97,863)	(97,863)
12876	Transfer From Reserve	ICT Services - Equipment & Software Purchases(C)	-	-	792,506
			-	-	-
<i>Corporate IT Systems Reserve Closing Balance</i>			(429,378)	(494,574)	(437,370)
1031 - Debt Default Reserve					
			-	-	-
10904	Interest Earned	Other General Purpose Funding(O)	857	-	-
10904	Transfer To Reserve	Other General Purpose Funding(O)	(857)	-	-
			-	-	-
<i>Debt Default Reserve Closing Balance</i>			-	-	-
1032 - Election, Value and Corporate Expense Reserve					
10904	Opening Balance	Other General Purpose Funding(O)	(401,440)	(401,440)	(401,440)
10904	Interest Earned	Other General Purpose Funding(O)	(1,415)	(1,239)	(14,862)
10830	Transfer To Reserve	Members of Council(O)	-	(12,233)	(146,800)
10830	Transfer From Reserve	Members of Council(O)	-	-	180,000
			-	-	-
<i>Election, Value and Corporate Expense Reserve Closing Balance</i>			(402,855)	(414,912)	(383,102)
1033 - Emergency Disaster Recovery Reserve					
10904	Opening Balance	Other General Purpose Funding(O)	(97,863)	(97,863)	(97,863)
10904	Interest Earned	Other General Purpose Funding(O)	779	-	-
			-	-	-
10904	Transfer From Reserve	Other General Purpose Funding(O)	97,084	97,863	97,863
			-	-	-
<i>Emergency Disaster Recovery Reserve Closing Balance</i>			-	-	-
1034 - Energy Sustainability Reserve					
10904	Opening Balance	Other General Purpose Funding(O)	(247,224)	(247,224)	(247,224)
10904	Interest Earned	Other General Purpose Funding(O)	2,231	-	-
			-	-	-
10904	Transfer From Reserve	Other General Purpose Funding(O)	244,994	247,224	247,224
			-	-	-
<i>Energy Sustainability Reserve Closing Balance</i>			-	-	-

City of Busselton
Reserve Movements
For Period Ended 31 July 2023

Project Number	Transaction Type	Project Description	YTD Actual	YTD Budget	Budget Original
1035 - Footpath and Cycleways Reserve					
10904	Opening Balance	Other General Purpose Funding(O)	(1,726,463)	(1,726,463)	(1,726,463)
10904	Interest Earned	Other General Purpose Funding(O)	(4,359)	(4,893)	(58,712)
10027	Transfer To Reserve	Asset Management Administration(O)	-	(111,872)	(1,342,459)
10027	Transfer From Reserve	Asset Management Administration(O)	-	1,800	21,599
10741	Transfer From Reserve	Busselton CBD Footpath Renewal(C)	-	-	54,585
10903	Transfer From Reserve	DAIP - Disability Access(C)	-	-	30,000
12816	Transfer From Reserve	Coastal Principled Shares Path (C)	-	-	70,488
14814	Transfer From Reserve	Townscape Works Busselton(C)	-	-	100,000
14887	Transfer From Reserve	Coastal Shared Path - Forth St to Holgate(C)	-	-	230,000
14888	Transfer From Reserve	Bay View Street - Bussell Hwy to Dorset Street(C)	-	-	126,198
14889	Transfer From Reserve	Queen St - Queen St & Prince St Roundabout Zebra Cross(C)	-	-	16,000
14890	Transfer From Reserve	Carey St - Kent Street and Harris to Peel(C)	-	-	113,886
14891	Transfer From Reserve	Adelaide Street - Lot 11 to Stanley St(C)	-	-	56,430
14892	Transfer From Reserve	Peron Avenue - Chester Way to Pimlea Parade(C)	-	-	147,000
14893	Transfer From Reserve	Bay View Crescent - Curtis Bay Lot 62 to Lot 4(C)	-	-	55,000
14894	Transfer From Reserve	Telstra Park - Lot 4 Naturaliste Terrace(C)	-	-	20,000
14895	Transfer From Reserve	Vincent Street to Geographe Bay Road (Reserve 44343)(C)	-	-	400,000
14896	Transfer From Reserve	Dunsborough Lakes Drive - Caves Road(C)	-	-	15,000
14897	Transfer From Reserve	Naturaliste Terrace Footbridge Renewal #6017 Lot 254(C)	-	-	110,000
14899	Transfer From Reserve	Feasibility Study -Dunsborough to Yallingup(O)	-	-	10,000
14905	Transfer From Reserve	GLC Footpath NIB (C)	-	-	20,000
15071	Transfer From Reserve	Upgrade Wagin Gardens Footpath Access (C)	-	-	20,000
15072	Transfer From Reserve	Upgrade Harris Rd POS Access (C)	-	-	10,000
<i>Footpath and Cycleways Reserve Closing Balance</i>			(1,730,822)	(1,841,427)	(1,501,447)
1036 - Furniture and Equipment Reserve					
10904	Opening Balance	Other General Purpose Funding(O)	(483,156)	(483,156)	(483,156)
10904	Interest Earned	Other General Purpose Funding(O)	(1,415)	(211)	(2,527)
10027	Transfer To Reserve	Asset Management Administration(O)	-	(12,236)	(146,836)
12876	Transfer From Reserve	ICT Services - Equipment & Software Purchases(C)	-	-	172,991
12878	Transfer From Reserve	Naturaliste Community Centre (NCC) - Purchase Office Furn(C)	-	-	20,000
14730	Transfer From Reserve	Geographe Leisure Centre Fitness Equipment(C)	-	-	18,160
14927	Transfer From Reserve	Dunsborough Depot(C)	-	-	21,300
14939	Transfer From Reserve	Ice Machine (C)	-	-	10,000
15082	Transfer From Reserve	Administration Building Furniture& Equipment C)	-	-	15,000
15088	Transfer From Reserve	Busselton Depot Building Furniture & Equipment (C)	-	-	10,813
<i>Furniture and Equipment Reserve Closing Balance</i>			(484,571)	(495,603)	(364,255)
1037 - Geographe Leisure Centre Building (GLC) Reserve					
10904	Opening Balance	Other General Purpose Funding(O)	(232,470)	(232,470)	(232,470)
10904	Interest Earned	Other General Purpose Funding(O)	3,400	-	-
10904	Transfer From Reserve	Other General Purpose Funding(O)	229,070	232,470	232,470
<i>Geographe Leisure Centre Building (GLC) Reserve Closing Balance</i>			-	-	-
1038 - Jetty Maintenance Reserve					
10904	Opening Balance	Other General Purpose Funding(O)	(7,345,735)	(7,345,735)	(7,345,735)
10904	Interest Earned	Other General Purpose Funding(O)	(23,597)	(26,563)	(318,758)
10027	Transfer To Reserve	Asset Management Administration(O)	-	(28,603)	(343,234)
10048	Transfer To Reserve	Busselton Jetty(O)	-	(71,565)	(858,776)
10160	Transfer To Reserve	Equinox Cafe(O)	-	(7,994)	(95,928)
10161	Transfer To Reserve	Goose Café(O)	-	(4,431)	(53,174)
10162	Transfer To Reserve	Micro Brewery Building(O)	-	(8,060)	(96,715)
11704	Transfer To Reserve	Busselton Tennis Club Building (Old)(O)	-	(2,165)	(25,975)
11798	Transfer To Reserve	Hotel Site 2(O)	-	(3,158)	(37,896)
10048	Transfer From Reserve	Busselton Jetty(O)	-	-	1,828,444
<i>Jetty Maintenance Reserve Closing Balance</i>			(7,369,332)	(7,498,273)	(7,347,747)
1039 - Jetty Self Insurance Reserve					
10904	Opening Balance	Other General Purpose Funding(O)	(672,758)	(672,758)	(672,758)
10904	Interest Earned	Other General Purpose Funding(O)	(2,367)	(2,550)	(30,595)
10048	Transfer To Reserve	Busselton Jetty(O)	-	(6,786)	(81,429)
<i>Jetty Self Insurance Reserve Closing Balance</i>			(675,125)	(682,093)	(784,782)
1040 - Joint Venture Aged Housing Reserve (Harris/Winderlup)					
10904	Opening Balance	Other General Purpose Funding(O)	(1,656,731)	(1,656,731)	(1,656,731)
10904	Interest Earned	Other General Purpose Funding(O)	(5,866)	(6,405)	(76,861)
11683	Transfer To Reserve	Harris Road Aged Housing(O)	-	-	(78,865)
11685	Transfer To Reserve	Winderlup Villas Aged Housing(O)	-	-	(188,862)
12231	Transfer From Reserve	Aged Housing Capital Improvements - Harris Road(C)	-	-	22,000
12233	Transfer From Reserve	Aged Housing Capital Improvements - Winderlup(C)	-	-	40,000
<i>Joint Venture Aged Housing Reserve (Harris/Winderlup) Closing Balance</i>			(1,662,597)	(1,663,136)	(1,939,318)

City of Busseton
Reserve Movements
For Period Ended 31 July 2023

Project Number	Transaction Type	Project Description	YTD Actual	YTD Budget	Budget Original
1041 - Legal Expenses Reserve					
10904	Opening Balance	Other General Purpose Funding(O)	(579,578)	(579,578)	(579,578)
10904	Interest Earned	Other General Purpose Funding(O)	(1,337)	(2,495)	(29,943)
			-	-	-
10824	Transfer From Reserve	Legal and Compliance Services(O)	-	-	150,000
<i>Legal Expenses Reserve Closing Balance</i>			(580,915)	(582,073)	(459,521)
1042 - Locke Estate Reserve					
10904	Opening Balance	Other General Purpose Funding(O)	(171,194)	(171,194)	(171,194)
10904	Interest Earned	Other General Purpose Funding(O)	(1,937)	(656)	(7,876)
10180	Transfer To Reserve	Locke Estate(O)	-	(5,333)	(64,000)
			-	-	-
<i>Locke Estate Reserve Closing Balance</i>			(173,131)	(177,184)	(243,070)
1043 - Long Service Leave Reserve					
10904	Opening Balance	Other General Purpose Funding(O)	(3,940,671)	(3,940,671)	(3,940,671)
10904	Interest Earned	Other General Purpose Funding(O)	(8,039)	(15,026)	(180,310)
10810	Transfer To Reserve	Human Resources & Payroll(O)	-	(37,500)	(450,000)
10027	Transfer From Reserve	Asset Management Administration(O)	-	-	12,260
10041	Transfer From Reserve	Building Services(O)	-	-	9,938
10179	Transfer From Reserve	Youth Services(O)	-	-	16,685
10461	Transfer From Reserve	Geographe Leisure Centre(O)	-	-	27,412
10671	Transfer From Reserve	Compliance Services(O)	-	-	13,587
10678	Transfer From Reserve	Customer Services(O)	-	-	16,092
10704	Transfer From Reserve	Engineering & Works Services Support(O)	-	-	31,654
10705	Transfer From Reserve	Engineering Services Administration(O)	-	-	21,641
10706	Transfer From Reserve	Engineering Services Design PWOH(O)	-	-	5,566
10710	Transfer From Reserve	Environmental Health Services Administration(O)	-	-	4,155
10711	Transfer From Reserve	Environmental Management Administration(O)	-	-	25,860
10733	Transfer From Reserve	Financial Services(O)	-	-	3,059
10790	Transfer From Reserve	Governance Support Services(O)	-	-	43,569
10824	Transfer From Reserve	Legal and Compliance Services(O)	-	-	2,766
10901	Transfer From Reserve	Operations Services Admin PWOH(O)	-	-	26,903
10902	Transfer From Reserve	Operations Services Works - PWOH(O)	-	-	165,813
10905	Transfer From Reserve	Other Law, Order & Public Safety(O)	-	-	40,202
11026	Transfer From Reserve	Planning Administration(O)	-	-	10,138
11027	Transfer From Reserve	Planning Directorate Support(O)	-	-	16,151
11124	Transfer From Reserve	Public Relations(O)	-	-	4,927
11126	Transfer From Reserve	Rates Administration(O)	-	-	20,525
12258	Transfer From Reserve	Statutory Planning(O)	-	-	6,224
<i>Long Service Leave Reserve Closing Balance</i>			(3,948,710)	(3,993,197)	(4,045,854)
1044 - Major Traffic Improvements Reserve					
10904	Opening Balance	Other General Purpose Funding(O)	(1,574,756)	(1,574,756)	(1,574,756)
10904	Interest Earned	Other General Purpose Funding(O)	12,540	-	-
			-	-	-
10904	Transfer From Reserve	Other General Purpose Funding(O)	1,562,216	1,574,756	1,574,756
<i>Major Traffic Improvements Reserve Closing Balance</i>			-	-	-
1045 - Marketing & Area Promotion Reserve					
10904	Opening Balance	Other General Purpose Funding(O)	(393,497)	(393,497)	(393,497)
10904	Interest Earned	Other General Purpose Funding(O)	1,120	(951)	(11,413)
10188	Transfer To Reserve	Events(O)	-	(122,195)	(1,466,341)
10022	Transfer From Reserve	BPACC Operations(O)	-	-	100,000
10188	Transfer From Reserve	Events(O)	-	-	1,661,401
14729	Transfer From Reserve	Events Furniture & Equipment(C)	-	-	5,138
<i>Marketing & Area Promotion Reserve Closing Balance</i>			(392,377)	(516,643)	(104,712)
1046 - Naturaliste Community Centre Building (NCC) Reserve					
10904	Opening Balance	Other General Purpose Funding(O)	(233,943)	(233,943)	(233,943)
10904	Interest Earned	Other General Purpose Funding(O)	1,976	-	-
			-	-	-
10904	Transfer From Reserve	Other General Purpose Funding(O)	231,967	233,943	233,943
<i>Naturaliste Community Centre Building (NCC) Reserve Closing Balance</i>			-	-	-
1047 - New Infrastructure Development Reserve					
10904	Opening Balance	Other General Purpose Funding(O)	(756,384)	(756,384)	(756,384)
10904	Interest Earned	Other General Purpose Funding(O)	(2,629)	(876)	(10,516)
10904	Transfer To Reserve	Other General Purpose Funding(O)	(2,387)	(1,602,782)	(1,602,782)
10904	Transfer From Reserve	Other General Purpose Funding(O)	-	(250,000)	(250,000)
12407	Transfer From Reserve	Dunsborough Lakes Sporting Precinct (Stage 1)(C)	-	-	358,778
15073	Transfer From Reserve	Lot 9020 Dunsborough (C)	-	-	900,000
<i>New Infrastructure Development Reserve Closing Balance</i>			(761,399)	(2,610,042)	(1,360,904)

City of Busseton
Reserve Movements
For Period Ended 31 July 2023

Project Number	Transaction Type	Project Description	YTD Actual	YTD Budget	Budget Original
1048 - Other Infrastructure (Drainage, Signage Etc) Reserve					
10904	Opening Balance	Other General Purpose Funding(O)	(721,867)	(721,867)	(721,867)
10904	Interest Earned	Other General Purpose Funding(O)	(7,146)	(2,466)	(29,586)
10027	Transfer To Reserve	Asset Management Administration(O)	-	(66,303)	(795,639)
10904	Transfer To Reserve	Other General Purpose Funding(O)	(403,782)	(496,980)	(496,980)
10027	Transfer From Reserve	Asset Management Administration(O)	-	-	21,600
10157	Transfer From Reserve	Busseton Cemetery(O)	-	-	72,303
10158	Transfer From Reserve	Dunsborough Cemetery(O)	-	-	25,620
10159	Transfer From Reserve	Pioneer Cemetery(O)	-	-	6,240
10251	Transfer From Reserve	LED Street Light Replacement Program(O)	-	-	90,000
10700	Transfer From Reserve	Dunsborough Cemetery(C)	-	-	21,276
11024	Transfer From Reserve	Pioneer Cemetery - Implement Conservation Plan(C)	-	-	21,276
12815	Transfer From Reserve	North Street Drainage Works(C)	-	-	231,149
14811	Transfer From Reserve	RBFS Old Dunsborough Boat Ramp Scour Protection (C)	-	-	8,310
14879	Transfer From Reserve	Busseton LIA Drainage Investigation & Design(C)	-	-	50,000
14880	Transfer From Reserve	Chapman Street Mitigate private property inundation(C)	-	-	250,000
14881	Transfer From Reserve	Dunsborough Lakes Drive No 69/71(C)	-	-	112,215
14882	Transfer From Reserve	Dunsborough Lakes Condition inspection & Design(C)	-	-	50,000
14883	Transfer From Reserve	Carey Street Drainage Renewals(C)	-	-	252,894
14884	Transfer From Reserve	Depuch Close - Eagle Bay(C)	-	-	76,473
14885	Transfer From Reserve	Heppingstone & Hale Street intersection(C)	-	-	33,718
14886	Transfer From Reserve	Hester Steet Drainage Renewal SLK0.33 (C)	-	-	18,027
14900	Transfer From Reserve	Metricup Cemetery - Paths & Ashes iternment(C)	-	-	10,000
14945	Transfer From Reserve	WSUD Improv Drainage Outlets and Catchements(C)	-	-	30,000
<i>Other Infrastructure (Drainage, Signage Etc) Reserve Closing Balance</i>			(1,132,796)	(1,287,616)	(662,972)
1049 - Parks, Gardens and Reserves Reserve					
10904	Opening Balance	Other General Purpose Funding(O)	(1,349,338)	(1,349,338)	(1,349,338)
10904	Interest Earned	Other General Purpose Funding(O)	(3,368)	(1,994)	(23,928)
10027	Transfer To Reserve	Asset Management Administration(O)	-	(114,524)	(1,374,285)
10904	Transfer To Reserve	Other General Purpose Funding(O)	(13,009)	(13,115)	(13,115)
10831	Transfer From Reserve	Rotary Park / War Memorial Relocation(C)	-	-	375,000
10953	Transfer From Reserve	Youth Skate Park(C)	-	-	20,000
10963	Transfer From Reserve	Minor Capital Improvements, Fencing, Seating, Lighting et(C)	-	-	40,000
10967	Transfer From Reserve	New Shade Sails – multiple locations (C)	-	-	265,165
11035	Transfer From Reserve	Park Furniture Renewals - Replace aged & unsafe Equip(C)	-	-	55,000
12251	Transfer From Reserve	Cricket Wicket Renewal(C)	-	-	30,000
12267	Transfer From Reserve	Busseton Townscape Street Furniture Renewals (C)	-	-	40,000
12511	Transfer From Reserve	Dunsborough - BMX / Skatebowl(C)	-	-	10,000
12821	Transfer From Reserve	Churchill Park - Main Oval Renewal (C)	-	-	550,000
14904	Transfer From Reserve	Beach Shower/Water Fountain Ren Busseton Foreshore(C)	-	-	20,000
14906	Transfer From Reserve	Dunsborough Oval Skatepark Lighting Renewal(C)	-	-	70,000
14907	Transfer From Reserve	Busseton Foreshore - Annual Renewals (C)	-	-	50,000
14908	Transfer From Reserve	Dunsborough Town Centre & Foreshore - Annual Renewals (C)	-	-	30,000
14910	Transfer From Reserve	Seymour Park - Replacement of Decking(C)	-	-	50,600
14911	Transfer From Reserve	Jarrahood Playground Equipment Renewal(C)	-	-	26,000
14912	Transfer From Reserve	Newtown Oval New Playground Equipment(C)	-	-	15,000
14913	Transfer From Reserve	Heron Place - New New Playground Equipment(C)	-	-	10,000
14917	Transfer From Reserve	Meelup Regional Park - Capital Projects(C)	-	-	178,000
14918	Transfer From Reserve	BBQ Placement and Replacement(C)	-	-	30,000
14919	Transfer From Reserve	Beach Access stairs (C)	-	-	55,000
14944	Transfer From Reserve	Busseton Works Depot Parks & Gardens Product Bays(C)	-	-	20,000
<i>Parks, Gardens and Reserves Reserve Closing Balance</i>			(1,365,715)	(1,478,971)	(820,901)
1050 - Performing Arts and Convention Centre Reserve					
10904	Opening Balance	Other General Purpose Funding(O)	(2,467,333)	(2,467,333)	(2,467,333)
10904	Interest Earned	Other General Purpose Funding(O)	(8,484)	(9,728)	(116,739)
			-	-	-
			-	-	-
<i>Performing Arts and Convention Centre Reserve Closing Balance</i>			(2,475,816)	(2,477,061)	(2,584,071)

City of Busseton
Reserve Movements
For Period Ended 31 July 2023

Project Number	Transaction Type	Project Description	YTD Actual	YTD Budget	Budget Original
1051 - Plant Replacement Reserve					
10904	Opening Balance	Other General Purpose Funding(O)	(2,364,209)	(2,364,209)	(2,364,209)
10904	Interest Earned	Other General Purpose Funding(O)	(4,359)	(1,791)	(21,487)
10027	Transfer To Reserve	Asset Management Administration(O)	-	(93,477)	(1,121,722)
10448	Transfer From Reserve	Miscellaneous Plant & Equipment(O)	-	-	18,720
12881	Transfer From Reserve	HINO FD1024 Beavertail Truck (Turf) (C)	-	-	80,000
12882	Transfer From Reserve	Isuzu NPR65-190 Single Cab (Turf) (C)	-	-	80,000
12884	Transfer From Reserve	KUBOTA F3690 OUTFRONT MOWER (C)	-	-	21,200
12885	Transfer From Reserve	KUBOTA F3690 OUTFRONT MOWER (C)	-	-	21,200
12886	Transfer From Reserve	Brush / Tree Chipper (C)	-	-	100,000
12887	Transfer From Reserve	Plant Purchases (P11) - Redexim Easyspread 1600 Sand Spre(C)	-	-	19,200
12888	Transfer From Reserve	HINO FS2848 Tipper Truck (C&M) (C)	-	-	230,000
12890	Transfer From Reserve	Caterpillar CS56 Roller (C&M) (C)	-	-	130,000
12892	Transfer From Reserve	ISUZU FVZ1400 Tipper Truck (C&M) (C)	-	-	230,000
12894	Transfer From Reserve	Nissan Xtrail ST-L 2WD (Strategic Planning Coord) (C)	-	-	18,000
12895	Transfer From Reserve	NISSAN X-TRAIL ST-L 2WD SUV (ASSET MGMT COORD) (C)	-	-	18,000
12896	Transfer From Reserve	Facilities Operational Ute(C)	-	-	23,000
12897	Transfer From Reserve	ISUZU D-MAX SX 4X2 SINGLE CAB UTILITY (IRRIGATION) (C)	-	-	31,000
12898	Transfer From Reserve	MITSUBISHI TRITON 4X2 SINGLE CAB UTE (P&G) (C)	-	-	31,000
12899	Transfer From Reserve	Construction & Maintenance Ute (C)	-	-	27,000
12900	Transfer From Reserve	TOYOTA HILUX DUAL CAB 4X4 (CONST SUPERVISOR) (C)	-	-	25,000
12901	Transfer From Reserve	TOYOTA HILUX DUAL CAB 4X4 (MTCE SUPERVISOR) (C)	-	-	25,000
12902	Transfer From Reserve	Manager Governance & Corp Services Vehicle (C)	-	-	20,000
12904	Transfer From Reserve	Plant Purchases (P11) - Minor Plant (P&G) (C)	-	-	13,000
12906	Transfer From Reserve	Plant Purchases (P12) - Minor Plant (C&M) (C)	-	-	18,500
12908	Transfer From Reserve	Program 12 - Minor Plant (Workshop) (C)	-	-	10,000
12948	Transfer From Reserve	TOYOTA HILUX SR 4X4 DUAL CAB UTILITY (BMO) (C)	-	-	25,000
14744	Transfer From Reserve	MITSUBISHI PAJERO GLX 4X4 (MGR REG SERV) (C)	-	-	21,500
14818	Transfer From Reserve	Wheeled 20t excavator Inc. Accessories(C)	-	-	485,000
14819	Transfer From Reserve	Positrak (Cat 299) with Accessories (C)	-	-	250,000
14820	Transfer From Reserve	Trailer for Towing Positrak & Traffic Lights(C)	-	-	40,000
14821	Transfer From Reserve	Trailer Traffic Lights x 2 (and Sign Cones)(C)	-	-	45,000
14842	Transfer From Reserve	HINO CREW CAB TIPPER TRUCK (C)	-	-	77,540
14954	Transfer From Reserve	MITSUBISHI TRITON 4x2 SINGLE CAB (C)	-	-	25,000
15004	Transfer From Reserve	HUSQVARNA RC318T RIDE ON MOWER (C)	-	-	15,000
15006	Transfer From Reserve	HINO 917 CREW CAB (C&M) (C)	-	-	80,000
15008	Transfer From Reserve	ISUZU NPR400 CREW CAB (C&M) (C)	-	-	80,000
15013	Transfer From Reserve	HINO GH1728 AUTO TRUCK (C&M) (C)	-	-	350,000
15016	Transfer From Reserve	HINO GF1628 REAR TIPPING TRUCK (P&G) (C)	-	-	100,000
15018	Transfer From Reserve	TORO 4010D GROUNDMASTER MOWER (P&G) (C)	-	-	130,000
15023	Transfer From Reserve	ISUZU DMAX 4X2 SINGLE CAB (P&G) FORESHORE IRRIGATION (C)	-	-	31,000
15025	Transfer From Reserve	TOYOTA HILUX 4X4 EXTRA CAB UTILITY (IRRIGATION) (C)	-	-	34,000
15028	Transfer From Reserve	FORD RANGER 4X4 DUAL CAB UTE (CESM) (C)	-	-	35,000
15032	Transfer From Reserve	SUBARU OUTBACK 2.5i PREMIUM WAGON (C)	-	-	20,000
15034	Transfer From Reserve	SUBARU OUTBACK AWD WAGON (RANGERS CO-ORDINATOR) (C)	-	-	20,000
15036	Transfer From Reserve	SUBARU OUTBACK 2.5i AWD PREMIUM (MGR CULTURE & EVENTS) (C)	-	-	20,000
15038	Transfer From Reserve	MAZDA CX9 FWD SUV (Director CCS) (C)	-	-	25,000
15040	Transfer From Reserve	SUBARU OUTBACK AWD (Director PDS) (C)	-	-	25,000
15042	Transfer From Reserve	Nissan X-Trail Ti 4x4 SUV (Mgr Fin Serv) (C)	-	-	20,000
15045	Transfer From Reserve	Toyota Fortuner GX 4x4 SUV (Mgr Eng Tech Srv) (C)	-	-	20,000
15048	Transfer From Reserve	SUBARU FORESTER 2.5i-S AWD (MGR DEV SERV) (C)	-	-	20,000
15050	Transfer From Reserve	NISSAN X TRAIL STL 4X4 SUV (LIESURE CENTRES COORD) (C)	-	-	18,000
15052	Transfer From Reserve	MITSUBISHI OUTLANDER LS AWD (HR COORD) (C)	-	-	18,000
15065	Transfer From Reserve	Differential GPS (C)	-	-	20,000
<i>Plant Replacement Reserve Closing Balance</i>			(2,368,568)	(2,459,476)	(267,557)
1052 - Port Geographe Development Reserve (Council)					
10904	Opening Balance	Other General Purpose Funding(O)	(67,299)	(67,299)	(67,299)
10904	Interest Earned	Other General Purpose Funding(O)	106	(152)	(1,825)
10325	Transfer To Reserve	Port Geographe(O)	-	(8,747)	(104,962)
10086	Transfer From Reserve	Pedestrian Bridge (Port Geographe)(O)	-	7,788	93,451
14901	Transfer From Reserve	Port Geographe POS Retaining Wall Renewals(C)	-	-	53,000
<i>Port Geographe Development Reserve (Council) Closing Balance</i>			(67,193)	(68,410)	(27,635)
1053 - Port Geographe Waterways Management Reserve					
10904	Opening Balance	Other General Purpose Funding(O)	(3,051,049)	(3,051,049)	(3,051,049)
10904	Interest Earned	Other General Purpose Funding(O)	(7,766)	(11,406)	(136,876)
10325	Transfer To Reserve	Port Geographe(O)	-	(20,638)	(247,651)
10325	Transfer From Reserve	Port Geographe(O)	-	-	406,169
<i>Port Geographe Waterways Management Reserve Closing Balance</i>			(3,058,814)	(3,083,093)	(3,029,407)
1054 - Professional Development Reserve					
10904	Opening Balance	Other General Purpose Funding(O)	(161,395)	(161,395)	(161,395)
10904	Interest Earned	Other General Purpose Funding(O)	(555)	(611)	(7,333)
10810	Transfer From Reserve	Human Resources & Payroll(O)	-	-	50,000
<i>Professional Development Reserve Closing Balance</i>			(161,950)	(162,006)	(118,728)

City of Busselton
Reserve Movements
For Period Ended 31 July 2023

Project Number	Transaction Type	Project Description	YTD Actual	YTD Budget	Budget Original
1055 - Provence Landscape Maintenance Reserve (SAR)					
10904	Opening Balance	Other General Purpose Funding(O)	(1,524,829)	(1,524,829)	(1,524,829)
10904	Interest Earned	Other General Purpose Funding(O)	(5,036)	(5,345)	(64,136)
10966	Transfer To Reserve	Provence SAR Area General Improvements to the Area(C)	-	(17,160)	(205,921)
10289	Transfer From Reserve	Almond Green Park (Provence)(O)	-	-	43,168
10291	Transfer From Reserve	Avignon Park (Provence)(O)	-	-	15,203
10311	Transfer From Reserve	Lavender Park (Provence)(O)	-	-	11,949
10429	Transfer From Reserve	Streetscape Medians (Provence)(O)	-	-	26,544
10966	Transfer From Reserve	Provence SAR Area General Improvements to the Area(C)	-	-	160,000
11725	Transfer From Reserve	Yalyalup Half Court(O)	-	-	770
<i>Provence Landscape Maintenance Reserve (SAR) Closing Balance</i>			(1,529,865)	(1,547,334)	(1,537,252)
1056 - Public Art Reserve					
10904	Opening Balance	Other General Purpose Funding(O)	(272,933)	(272,933)	(272,933)
10904	Interest Earned	Other General Purpose Funding(O)	(1,080)	(183)	(2,197)
15059	Transfer From Reserve	Sculpture By The Bay (C)	-	-	12,000
<i>Public Art Reserve Closing Balance</i>			(274,013)	(273,116)	(263,130)
1057 - Railway House Building Reserve (50%)					
10904	Opening Balance	Other General Purpose Funding(O)	(89,585)	(89,585)	(89,585)
10904	Interest Earned	Other General Purpose Funding(O)	710	-	-
10904	Transfer From Reserve	Other General Purpose Funding(O)	-	-	-
10904	Transfer From Reserve	Other General Purpose Funding(O)	88,875	89,585	89,585
<i>Railway House Building Reserve (50%) Closing Balance</i>			-	-	-
1058 - Road Asset Renewal Reserve					
10904	Opening Balance	Other General Purpose Funding(O)	(2,164,710)	(2,164,710)	(2,164,710)
10904	Interest Earned	Other General Purpose Funding(O)	(27,688)	(6,882)	(82,583)
10027	Transfer To Reserve	Asset Management Administration(O)	-	(307,406)	(3,688,870)
10904	Transfer To Reserve	Other General Purpose Funding(O)	(1,562,216)	(1,574,756)	(1,574,756)
11193	Transfer From Reserve	Wilyabrup Road Resheet(C)	-	-	80,643
11199	Transfer From Reserve	Bussell Highway(C)	150,000	-	678,321
11987	Transfer From Reserve	Caves Road - Median Crossing(C)	-	-	17,043
12005	Transfer From Reserve	Payne Road(C)	150,000	-	638,055
12611	Transfer From Reserve	North Jindong Road(C)	-	-	292,600
12827	Transfer From Reserve	Commonage Road(C)	-	-	269,500
12842	Transfer From Reserve	Nuttman Road (C)	-	-	54,724
12845	Transfer From Reserve	General Design / Modelling Works (O)	-	-	312,000
14817	Transfer From Reserve	Road Access Seal - Busselton Animal care facility(C)	-	-	49,766
14850	Transfer From Reserve	Cook Street - Asphalt Overlay SLK 0.39 to 1.25 (C)	-	-	351,574
14851	Transfer From Reserve	Strelly Street - Rehabilitation SLK 0.05 to 1.2 (C)	-	-	240,000
14852	Transfer From Reserve	North Jindong Road - Prelims and Land Acq SLK 0 to 0 (C)	-	-	12,000
14853	Transfer From Reserve	Jalbarragup Road - Reseal SLK 0 to 10.75 (C)	150,000	-	600,000
14854	Transfer From Reserve	Boallia Road - Recon and Widening SLK 1.5 to 2.3 (C)	150,000	-	553,832
14855	Transfer From Reserve	Vasse Yallingup Siding Road - Design only SLK 0 to 0 (C)	-	-	16,500
14856	Transfer From Reserve	Peron Avenue - Asphalt Overlay SLK 0.17 to 0.76 (C)	-	-	450,030
14857	Transfer From Reserve	West Street - Rehabilitation SLK 1.02 to 1.15 (C)	-	-	181,000
14858	Transfer From Reserve	Artisan Street - Asphalt Overlay SLK 0.02 to 0.16 (C)	-	-	46,152
14859	Transfer From Reserve	Kershaw Street - Asphalt Overlay SLK 0 to 0.25 (C)	-	-	69,271
14860	Transfer From Reserve	Thornbill Court - Asphalt Overlay SLK 0 to 0.08 (C)	-	-	20,662
14861	Transfer From Reserve	Grevillea Cove - Asphalt Overlay SLK 0 to 0.08 (C)	-	-	22,243
14862	Transfer From Reserve	Baudin Street - Asphalt Overlay SLK 0 to 0.1 (C)	-	-	95,132
14863	Transfer From Reserve	Cormorant Court - Asphalt Overlay SLK 0 to 0.08 (C)	-	-	23,616
14864	Transfer From Reserve	Sugarloaf Road - Second Coat Seal SLK 0 to 0 (C)	-	-	66,521
14865	Transfer From Reserve	Yallingup Beach Road - Reseal SLK 0 to 0.19 (C)	-	-	30,698
14866	Transfer From Reserve	Old Vasse Highway - Reseal SLK 0 to 1.83 (C)	-	-	13,535
15085	Transfer From Reserve	Jalbarragup Road New Shoulders (C)	-	-	200,000
<i>Road Asset Renewal Reserve Closing Balance</i>			(3,154,615)	(4,053,754)	(2,125,501)
1059 - Sick Pay Incentive Reserve					
10904	Opening Balance	Other General Purpose Funding(O)	(79,316)	(79,316)	(79,316)
10904	Interest Earned	Other General Purpose Funding(O)	(250)	(250)	(3,000)
10904	Interest Earned	Other General Purpose Funding(O)	-	-	-
10904	Interest Earned	Other General Purpose Funding(O)	-	-	-
<i>Sick Pay Incentive Reserve Closing Balance</i>			(79,566)	(79,566)	(82,316)
1060 - Strategic Projects Reserve					
10904	Opening Balance	Other General Purpose Funding(O)	(3,032,416)	(3,032,416)	(3,032,416)
10904	Interest Earned	Other General Purpose Funding(O)	(10,444)	(9,593)	(115,118)
10830	Transfer To Reserve	Members of Council(O)	-	(2,083)	(25,000)
12847	Transfer From Reserve	Purchase Sues Road(C)	-	-	500,000
<i>Strategic Projects Reserve Closing Balance</i>			(3,042,860)	(3,044,093)	(2,672,534)

City of Busseton
Reserve Movements
For Period Ended 31 July 2023

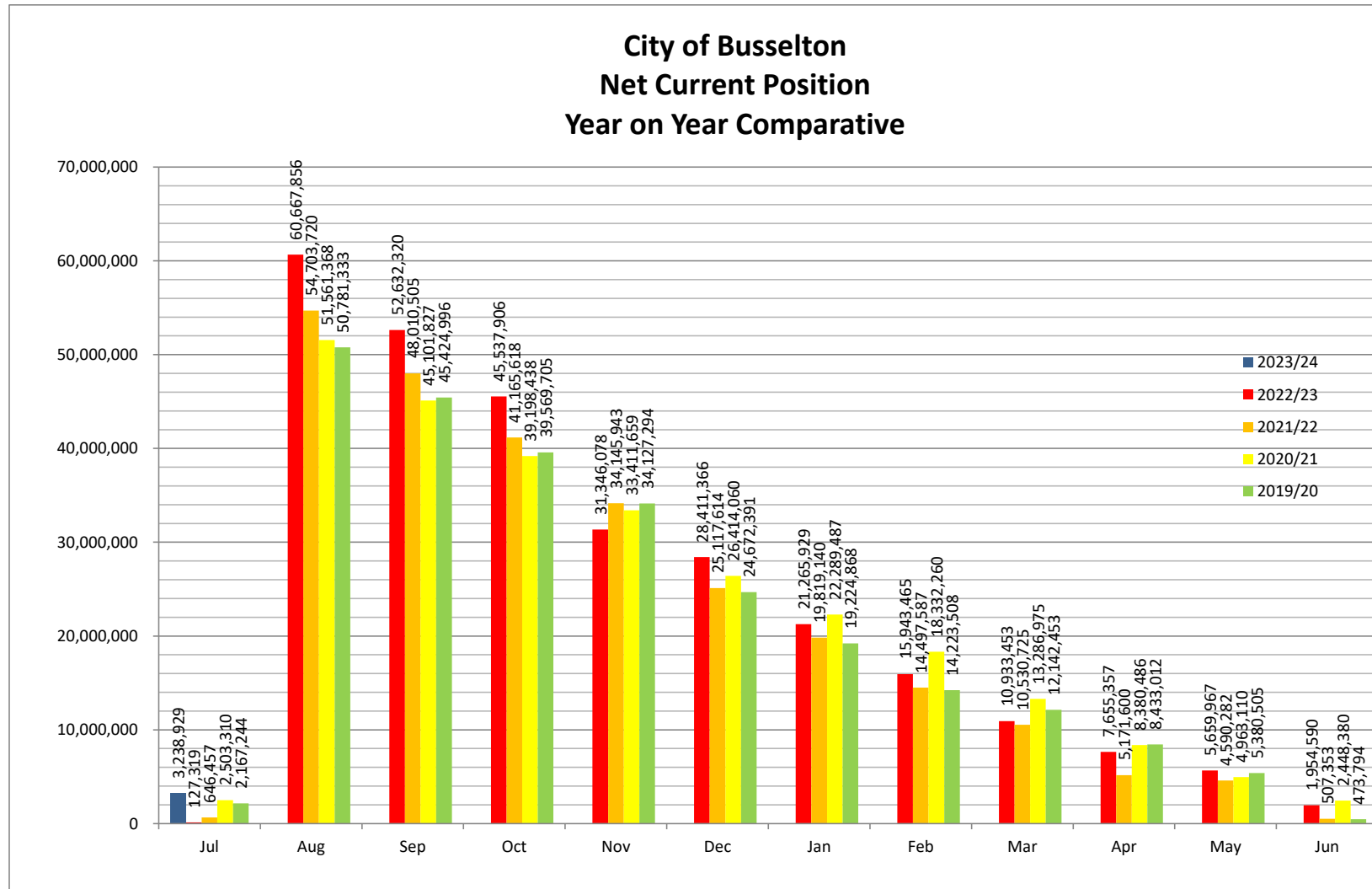
Project Number	Transaction Type	Project Description	YTD Actual	YTD Budget	Budget Original
1061 - Vasse Newtown Landscape Maintenance Reserve (SAR)					
10904	Opening Balance	Other General Purpose Funding(O)	(615,196)	(615,196)	(615,196)
10904	Interest Earned	Other General Purpose Funding(O)	(851)	(2,045)	(24,541)
10969	Transfer To Reserve	Vasse SAR Area General Improvements to the Area(C)	-	(16,838)	(202,058)
10266	Transfer From Reserve	Southern Wetland - Bush Area Lot 2007 (Newtown)(O)	-	-	3,353
10317	Transfer From Reserve	Southern Wetland - Heritage Park Lot 2013 (Newtown)(O)	-	-	4,836
10372	Transfer From Reserve	Northern POS (Newtown)(O)	-	-	24,318
10428	Transfer From Reserve	Streetscape Medians (Newtown)(O)	-	-	25,292
10969	Transfer From Reserve	Vasse SAR Area General Improvements to the Area(C)	-	-	70,000
11541	Transfer From Reserve	East Central (Wakeham Circle Newtown)(O)	-	-	12,645
11809	Transfer From Reserve	West Central (Elijah Circle Newtown)(O)	-	-	26,342
<i>Vasse Newtown Landscape Maintenance Reserve (SAR) Closing Balance</i>			(616,048)	(634,080)	(675,009)
1062 - Vasse Sports Pavilion Building Reserve					
10904	Opening Balance	Other General Purpose Funding(O)	(2,406)	(2,406)	(2,406)
10904	Interest Earned	Other General Purpose Funding(O)	19	-	-
10904	Transfer From Reserve	Other General Purpose Funding(O)	2,387	2,406	2,406
<i>Vasse Sports Pavilion Building Reserve Closing Balance</i>			-	-	-
1063 - Waste Facilities and Plant Reserve					
10904	Opening Balance	Other General Purpose Funding(O)	(8,135,574)	(8,135,574)	(8,135,574)
10904	Interest Earned	Other General Purpose Funding(O)	(38,433)	(17,155)	(205,856)
12419	Transfer To Reserve	Rubbish Sites Development(O)	-	(146,259)	(1,755,113)
10688	Transfer From Reserve	Depot Washdown Facility Upgrades(C)	-	-	76,700
12225	Transfer From Reserve	Waste and Fleet Services Admin PWOH(O)	-	-	578,501
12421	Transfer From Reserve	City Lined Landfill Stage 2 - Preliminary Works(C)	-	-	80,000
12425	Transfer From Reserve	Busseton Landfill Post-closure Capping, Rehab & Remediat(C)	1,000,000	-	2,000,000
12428	Transfer From Reserve	Re-use shop Busseton Transfer Station(C)	-	-	125,000
12911	Transfer From Reserve	VOLVO FE320 WASTE TRUCK (C)	-	-	424,660
12914	Transfer From Reserve	Minor Plant - Program 10 (C)	-	-	10,000
13654	Transfer From Reserve	CATERPILLAR LANDFILL COMPACTOR REFURBISHED (DUNSB. TIP)(P)	-	-	130,000
14823	Transfer From Reserve	VOLVO FE320 WASTE TRUCK (C)	-	-	438,545
14960	Transfer From Reserve	VOLVO FE320 WASTE TRUCK (C)	-	-	480,000
14962	Transfer From Reserve	WATER TANK FOR DUST SUPPRESSION (C)	-	-	25,000
14966	Transfer From Reserve	DIESEL TANK DWF (C)	-	-	50,000
14968	Transfer From Reserve	HOOKLIFT BIN BWTS (C)	-	-	18,000
14970	Transfer From Reserve	HOOKLIFT BIN BWTS (C)	-	-	18,000
14972	Transfer From Reserve	HOOKLIFT BIN BWTS (C)	-	-	18,000
14974	Transfer From Reserve	HOOKLIFT BIN (C)	-	-	18,000
14976	Transfer From Reserve	HOOKLIFT BIN (C)	-	-	18,000
14978	Transfer From Reserve	ABLE GL3013 GENERATOR (C)	-	-	50,000
14980	Transfer From Reserve	WASTE COORDINATOR VEHICLE (C)	-	-	35,000
14982	Transfer From Reserve	TOYOTA HILUX 4x2 SINGLE CAB (C)	-	-	26,000
14984	Transfer From Reserve	ISUZU D-MAX 4x4 DUAL CAB (C)	-	-	30,000
14986	Transfer From Reserve	HOLDEN COLORADO 4x4 DUAL CAB (C)	-	-	26,000
15066	Transfer From Reserve	Dunsborough Groundwater Investigation (O)	-	-	200,000
15077	Transfer From Reserve	Lunch / Meeting Room for Transfer Station(C)	-	-	50,000
15078	Transfer From Reserve	HAZMET and Dangerous Goods Storage(C)	-	-	108,500
<i>Waste Facilities and Plant Reserve Closing Balance</i>			(7,174,006)	(8,298,988)	(5,062,637)
1064 - Winderlup Aged Housing Reserve (City Controlled)					
10904	Opening Balance	Other General Purpose Funding(O)	(463,208)	(463,208)	(463,208)
10904	Interest Earned	Other General Purpose Funding(O)	(1,882)	(1,445)	(17,340)
11684	Transfer To Reserve	Winderlup Court Aged Housing(O)	-	-	(85,086)
12234	Transfer From Reserve	Aged Housing Capital Improvements - Winderlup Court (City)(C)	-	-	49,000
<i>Winderlup Aged Housing Reserve (City Controlled) Closing Balance</i>			(465,089)	(464,653)	(516,634)
1065 - Workers Compensation and Extended Sick Leave					
10904	Opening Balance	Other General Purpose Funding(O)	(4,281)	(4,281)	(4,281)
10904	Interest Earned	Other General Purpose Funding(O)	(15)	(22)	(265)
<i>Workers Compensation and Extended Sick Leave Closing Balance</i>			(4,296)	(4,304)	(4,546)
1066 - Youth and Community Activities Building Reserve					
10904	Opening Balance	Other General Purpose Funding(O)	(216,652)	(216,652)	(216,652)
10904	Interest Earned	Other General Purpose Funding(O)	1,720	-	-
10904	Transfer From Reserve	Other General Purpose Funding(O)	214,931	216,652	216,652
<i>Youth and Community Activities Building Reserve Closing Balance</i>			-	-	-

City of Busseton
Reserve Movements
For Period Ended 31 July 2023

Project Number	Transaction Type	Project Description	YTD Actual	YTD Budget	Budget Original
1067 - Prepaid Grants and Deferred Works & Services Reserves					
10904	Opening Balance	Other General Purpose Funding(O)	(2,843,445)	(2,843,445)	(2,843,445)
10904	Interest Earned	Other General Purpose Funding(O)	6	-	-
10904	Transfer To Reserve	Other General Purpose Funding(O)	-	(351,808)	(351,808)
10613	Transfer From Reserve	Meelup Coastal Parking & Landscaping(C)	-	-	178,238
10653	Transfer From Reserve	Community Assistance Program (Governance)(O)	-	-	50,000
10904	Transfer From Reserve	Other General Purpose Funding(O)	2,843,438	2,843,445	2,843,445
11040	Transfer From Reserve	Economic and Business Development(O)	-	-	20,000
11128	Transfer From Reserve	Community and Recreation Administration(O)	-	-	31,235
12648	Transfer From Reserve	Rural-Tree Pruning(O)	-	-	72,335
<i>Prepaid Grants and Deferred Works & Services Reserves Closing Balance</i>			-	(351,808)	-
1068 - Airport Development Reserve					
10904	Interest Earned	Other General Purpose Funding(O)	-	-	-
<i>Airport Development Reserve Closing Balance</i>			-	-	-
1069 - Airport Infrastructure Renewal and Replacement Reserve					
10904	Opening Balance	Other General Purpose Funding(O)	(3,210,167)	(3,210,167)	(3,210,167)
10904	Interest Earned	Other General Purpose Funding(O)	(88,404)	(22,178)	(266,134)
10594	Transfer To Reserve	Airport Operations(O)	(5,960,160)	(6,382,915)	(8,924,456)
10583	Transfer From Reserve	Airport Construction Stage 2, Airfield(C)	-	-	22,478
10585	Transfer From Reserve	BMRA Hangars(C)	-	-	303,790
10589	Transfer From Reserve	Airport Construction, Existing Terminal Upgrade(C)	-	-	103,847
10594	Transfer From Reserve	Airport Operations(O)	-	-	2,500,000
12804	Transfer From Reserve	Airport Terminal Building(C)	-	-	28,481
12932	Transfer From Reserve	Airport Operations - Replacement Toro Groundmaster 7200 M(C)	-	-	22,000
12941	Transfer From Reserve	Airport - Other Buildings(C)	-	-	5,000
14836	Transfer From Reserve	RFDS relocation(C)	-	-	177,515
14838	Transfer From Reserve	BMRAP - Apron Lighting(C)	-	-	65,000
14839	Transfer From Reserve	BMRAP - Apron CCTV(C)	-	-	50,000
14946	Transfer From Reserve	PERUZZO BULL SLASHER (C)	-	-	57,000
14949	Transfer From Reserve	KUBOTA MULE (C)	-	-	10,000
14951	Transfer From Reserve	1500L SELF BUNDED DIESEL FUEL TANK (C)	-	-	14,500
15060	Transfer From Reserve	BMRA MAGS Improvements (C)	-	-	17,000
15061	Transfer From Reserve	BMRA Gate 1 Replacement (C)	-	-	10,000
15062	Transfer From Reserve	BMRA GA Precinct Reseal (C)	-	-	218,810
15083	Transfer From Reserve	New Airport Manager Vehicle (C)	-	-	40,000
15086	Transfer From Reserve	SWDC Airport Development Business Case (O)	-	-	67,000
<i>Airport Infrastructure Renewal and Replacement Reserve Closing Balance</i>			(9,258,731)	(9,615,260)	(8,688,336)
1070 - Airport Noise Mitigation Reserve					
10904	Opening Balance	Other General Purpose Funding(O)	(661,140)	(661,140)	(661,140)
10904	Interest Earned	Other General Purpose Funding(O)	(2,266)	-	-
10904	Transfer From Reserve	Other General Purpose Funding(O)	655,775	661,140	661,140
<i>Airport Noise Mitigation Reserve Closing Balance</i>			(7,631)	-	-
1071 - LED Street Lighting Replacement Program Reserve					
10904	Opening Balance	Other General Purpose Funding(O)	(32,228)	(32,228)	(32,228)
10904	Interest Earned	Other General Purpose Funding(O)	227	-	-
10904	Transfer From Reserve	Other General Purpose Funding(O)	32,000	32,228	32,228
<i>LED Street Lighting Replacement Program Reserve Closing Balance</i>			-	-	-
1072 - Lou Weston Oval Pavilion Reserve					
10904	Opening Balance	Other General Purpose Funding(O)	(12,730)	(12,730)	(12,730)
10904	Interest Earned	Other General Purpose Funding(O)	95	-	-
10904	Transfer From Reserve	Other General Purpose Funding(O)	12,635	12,730	12,730
<i>Lou Weston Oval Pavilion Reserve Closing Balance</i>			-	-	-
1073 - Waterways Restoration Reserve					
10904	Opening Balance	Other General Purpose Funding(O)	(10)	(10)	(10)
10904	Interest Earned	Other General Purpose Funding(O)	442	(506)	(6,071)
10904	Transfer To Reserve	Other General Purpose Funding(O)	(133,469)	(134,559)	(134,559)
12848	Transfer To Reserve	Vasse River - Ongoing Restoration of River Habitat(O)	-	(47,706)	(572,473)
12848	Transfer From Reserve	Vasse River - Ongoing Restoration of River Habitat(O)	-	-	572,473
<i>Waterways Restoration Reserve Closing Balance</i>			(133,037)	(182,781)	(140,640)

City of Busselton
Reserve Movements
For Period Ended 31 July 2023

Project Number	Transaction Type	Project Description	YTD Actual	YTD Budget	Budget Original
1078 - Post Office Tea Rooms Reserve					
10904	Opening Balance	Other General Purpose Funding(O)	(48,075)	(48,075)	(48,075)
10904	Interest Earned	Other General Purpose Funding(O)	(559)	(8)	(92)
10020	Transfer To Reserve	Art Geo Administration(O)	-	(1,518)	(18,215)
			-	-	-
		<i>Post Office Tea Rooms Reserve Closing Balance</i>	(48,634)	(49,601)	(66,382)
1079 - Peel Tce/Causeway Rd Building Reserve					
10904	Opening Balance	Other General Purpose Funding(O)	(23,429)	(23,429)	(23,429)
			-	-	-
			-	-	-
10904	Transfer From Reserve	Other General Purpose Funding(O)	23,429	23,429	23,429
			-	-	-
		<i>Peel Tce/Causeway Rd Building Reserve Closing Balance</i>	-	-	-
		<i>Grand Total</i>	(73,632,991)	(79,509,176)	(64,748,659)
	Opening Balance		(78,138,182)	(78,138,182)	(78,138,182)
	Interest Earned		(257,150)	(212,541)	(2,550,492)
	Transfer To Reserve		(10,665,175)	(15,090,403)	(36,452,246)
	Transfer From Reserve		15,427,515	13,931,949	52,392,260
		<i>Grand Total</i>	(73,632,991)	(79,509,176)	(64,748,659)





CITY OF BUSSETON - INVESTMENT PERFORMANCE REPORT
For the month of July 2023



11am Bank Account As at 31 July 2023

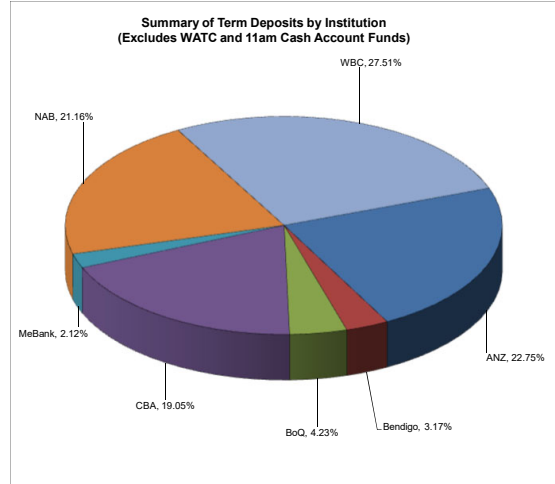
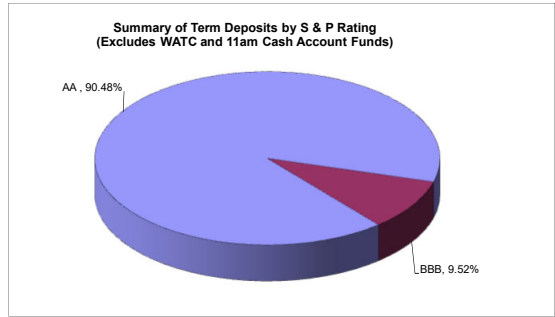
INSTITUTION	RATE	AMOUNT
ANZ 11am At Call Deposit	4.00%	\$ 12,700,000

Term Deposits - Miscellaneous Funds As at 31 July 2023

INSTITUTION	RATING	DAYS	MATURITY	RATE	AMOUNT
ANZ	AA	306	16-Feb-24	4.13%	\$ 3,500,000
WBC	AA	184	22-Jan-24	5.36%	\$ 1,500,000
WBC	AA	335	17-May-24	5.27%	\$ 1,500,000
Bendigo	BBB	366	22-Mar-24	4.50%	\$ 3,000,000
WBC	AA	245	06-Nov-23	4.84%	\$ 5,000,000
NAB	AA	301	15-Apr-24	5.45%	\$ 4,000,000
NAB	AA	179	22-Jan-24	5.45%	\$ 2,000,000
WBC	AA	181	24-Aug-23	4.71%	\$ 2,000,000
NAB	AA	152	14-Aug-23	4.45%	\$ 4,000,000
ANZ	AA	306	25-Jan-24	4.17%	\$ 3,000,000
ANZ	AA	305	25-Mar-24	4.56%	\$ 2,000,000
ANZ	AA	337	26-Feb-24	4.16%	\$ 4,000,000
WBC	AA	184	10-Jan-24	5.26%	\$ 4,000,000
NAB	AA	214	03-Oct-23	4.49%	\$ 3,000,000
NAB	AA	207	22-Dec-23	4.90%	\$ 3,000,000
NAB	AA	270	22-Apr-24	5.40%	\$ 4,000,000
ANZ	AA	153	10-Aug-23	4.13%	\$ 2,000,000
ANZ	AA	244	10-Mar-24	5.19%	\$ 3,000,000
CBA	AA	300	22-Feb-24	4.43%	\$ 5,000,000
BoQ/MeBank	BBB	365	23-Apr-24	4.75%	\$ 2,000,000
BoQ	BBB	366	02-May-24	4.55%	\$ 2,000,000
BoQ	BBB	366	30-May-24	4.95%	\$ 2,000,000
ANZ	AA	275	29-Apr-24	5.18%	\$ 4,000,000
CBA	AA	365	27-Jun-24	5.50%	\$ 3,000,000
WBC	AA	335	20-Mar-24	4.50%	\$ 4,000,000
WBC	AA	184	20-Nov-23	4.76%	\$ 4,000,000
WBC	AA	183	20-Dec-23	5.26%	\$ 4,000,000
CBA	AA	365	19-Jun-24	5.58%	\$ 5,000,000
CBA	AA	366	22-May-24	4.97%	\$ 5,000,000

Total of Term Deposits 94,500,000.00
Weighted Average Annual Rate of Return 4.86%

Investment Graphs



Airport Redevelopment Funds As at 31 July 2023

WA Treasury Corp. - Overnight Cash Deposit Facility	4.05%	\$ 614,859
---	-------	------------

Total of Airport Redevelopment Funds - WATC \$ 614,859

Nil

Total of Airport Redevelopment Funds - Bank Term Deposits \$0

ANZ Cash Account	AA	NA	NA	4.00%	\$ 192,747
------------------	----	----	----	-------	------------

Total of Airport Redevelopment Funds - Other \$ 192,747

Total of Airport Redevelopment Funds \$ 807,606

(Note: Funds held with the WATC are in accordance with the Airport Redevelopment Funding Contract and the Foreshore Development Contract and are not held within the requirements of the City's Investment Policy 218)

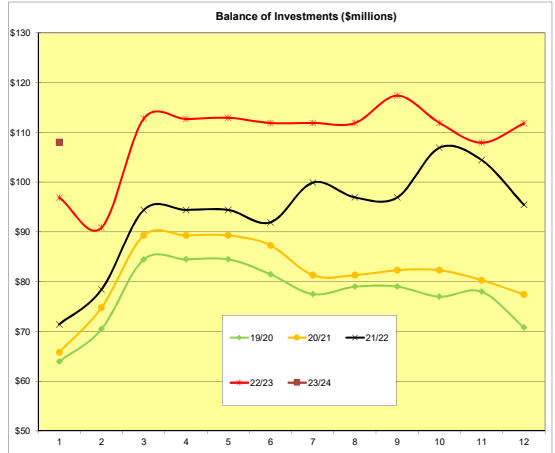
SUMMARY OF ALL INVESTMENTS HELD

	As at 1 year ago	As at 30 June 2023	As at 31 July 2023
11am Bank Account	\$ 13,000,000	\$ 16,500,000	\$ 12,700,000
11am Bank Account Interest - not yet fully processed	-\$ 7,229.45		
Term Deposits - Misc. Funds	\$ 81,500,000	\$ 94,500,000	\$ 94,500,000
Term Deposit Interest - not yet fully processed	-\$ 28,776.18	\$ -	\$ -
Airport Redevelopment - WATC Deposits	\$ 1,641,037	\$ 614,859	\$ 614,859
Airport Redevelopment - ANZ Cash A/c	\$ 784,422	\$ 191,770	\$ 192,747
Total of all Investments Held	\$ 96,889,454	\$ 111,806,629	\$ 108,007,606
TOTAL INTEREST RECEIVED AND ACCRUED	\$ 7,870	\$ 3,625,530	\$ 408,666
INTEREST BUDGET	\$ 133,458	\$ 1,610,000	\$ 329,738

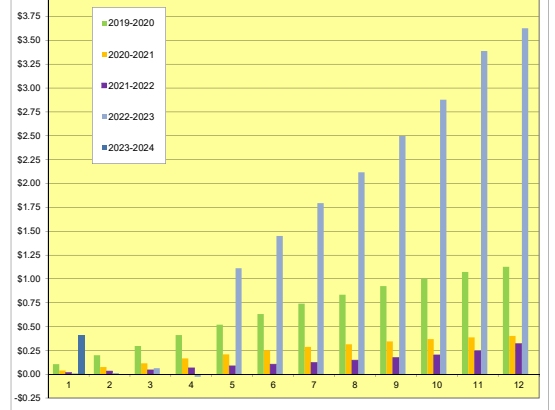
(Note: Interest figures relate to City general funds only and does not include interest allocated to specific areas such as the Airport Redevelopment)

Statement of Compliance with Council's Investment Policy 218

1. All funds are to be invested within legislative limits. **Fully Compliant**
2. All individual funds held within the portfolio are not to exceed a set percentage of the total portfolio value. **Fully Compliant**
3. The amount invested based upon the Fund's Rating is not to exceed the set percentages of the total portfolio. **Fully Compliant**
4. The amount invested based upon the Investment Horizon is not to exceed the set percentages of the total portfolio. **Fully Compliant**



Interest Earned on Investments (\$millions)



City of Busselton
Loan Schedule - as at 31st July 2023

Purpose	Loan Number	Institution	Budgeted	Term (Years)	Expiry	Actual	2023/24	2023/24 Actual	2023/24	2023/24 Actual	Budget	2023/24 Budget		Budget	2023/24 Budget		
			Interest Rate %			Interest Rate %	Actual New Loans \$	Principal Repayments \$	Balance of Principal Owing \$	Interest Repayments \$	Principal 1 July 2023 \$	2023/24 Budget New Loans \$	Principal Repayments \$	Principal Outstanding 30 June 2024 \$	Interest Repayments \$		
Council Loans																	
Governance																	
Civic and Administration Centre	207	WATC	4.51	20	Jun-34	4.51			11,784,637		11,784,637		847,578	10,937,059	517,286		
Recreation and Culture																	
Busselton Foreshore	204	WATC	4.36	15	Jun-29	4.36			529,104		529,104		78,907	450,197	21,790		
GLC Extensions	205	WATC	3.92	10	Jun-24	3.92			142,648		142,648		142,648	-	3,512		
Busselton Foreshore	209	WATC	3.45	12	Jun-27	3.45			2,491,572		2,491,572		590,179	1,901,393	80,879		
Busselton Foreshore	211	WATC	2.55	8	Oct-24	2.55		100,047	509,881	3,888	609,928		404,029	205,899	11,710		
Busselton Foreshore Jetty Precinct	215	WATC	3.25	10	Apr-28	3.25			1,350,529		1,350,529		252,977	1,097,552	41,853		
Tennis Club Facility	216	WATC	3.25	10	Apr-28	3.25			1,485,581		1,485,581		278,274	1,207,307	46,039		
Lot 10 Commonage Road	217	WATC	3.25	10	Apr-28	3.25			864,338		864,338		161,904	702,434	26,786		
Busselton Tennis Club	218	WATC	2.21	10	Jun-29	2.21			785,242		785,242		123,770	661,472	16,333		
BPACC	225	WATC	1.46	10	Dec-31	2.10			4,315,071		4,315,071		468,715	3,846,356	86,900		
BPACC	226	WATC	2.02	15	Dec-36	2.39			4,576,387		4,576,387		290,922	4,285,465	106,580		
BPACC	228	WATC	3.86	20	Jun-42	3.86			4,830,607		4,830,607		176,025	4,654,582	183,881		
BPACC	229	WATC	3.77	17	Jun-39	3.77			4,785,749		4,785,749		222,438	4,563,311	177,199		
BPACC	230	WATC	3.25	20	Dec-42	4.42			6,397,516		6,397,516		211,856	6,185,660	279,526		
Transport																	
Airport Jet A1 Installation	206	WATC	3.92	10	Jun-24	3.92			41,606		41,606		41,606	-	1,024		
Airport Freight Hub Stage 1	219	WATC	2.21	10	Jun-29	2.21			929,726		929,726		146,544	783,182	19,339		
Strategic Land Purchase	New	Unknown	4.29	10	New						-	1,750,000	106,946	1,643,054	55,137		
Other Property and Services																	
Lot 40 Vasse Highway	210	WATC	3.61	10	Dec-25	3.61			850,000		850,000			850,000	30,685		
									-	100,047	46,670,197	3,888	46,770,244	1,750,000	4,545,318	43,974,925	1,706,459
Self-Supporting Loans																	
Recreation and Culture																	
Busselton Football and Sportsman's Club	208	WATC	2.93	10.25	Apr-25	2.93			6,564		6,564		3,234	3,330	157		
Dunsborough and Districts Country Club	212	WATC	3.04	10	May-27	3.04			49,761		49,761		11,883	37,878	1,423		
Geographe Bay Yacht Club	213	WATC	3.04	10	May-27	3.04			43,650		43,650		10,424	33,226	1,248		
Dunsborough and Districts Country Club	214	WATC	3.19	10	Sep-27	3.19			53,822		53,822		11,307	42,515	1,627		
Busselton Tennis Club	220	WATC	1.37	7	Sep-26	1.37			23,782		23,782		7,205	16,577	289		
Busselton Hockey Club Stadium	221	WATC	1.31	10	Jun-30	1.31			32,158		32,158		4,416	27,742	400		
Busselton Golf Club	222	WATC	1.45	10	Jun-31	1.45			89,256		89,256		10,600	78,656	1,238		
Dunsborough Bay Yacht Club	223	WATC	2.77	5	Dec-26	1.57			17,704		17,704		4,960	12,744	248		
Geographe Bay Yacht Club	224	WATC	2.77	10	Dec-31	2.42			43,246		43,246		4,639	38,607	1,004		
MRBTA - Ancient Lands Discovery Park	227	WATC	2.77	10	Mar-32	2.77			1,111,965		1,111,965		113,910	998,055	29,639		
Community Groups 23/24 \$250K	New	Unknown	3.00	10	New						-	250,000	10,804	239,196	3,710		
									-	-	1,471,909	-	1,471,909	250,000	193,382	1,528,527	40,983
Total - Council and Self-supporting Loans																	
									-	100,047	48,142,106	3,888	48,242,153	2,000,000	4,738,700	45,503,453	1,747,442

7 CONFIDENTIAL MATTERS

Nil

8 NEXT MEETING DATE

9 CLOSURE