Please note: These minutes are yet to be confirmed as a true record of proceedings

CITY OF BUSSELTON

MINUTES OF THE FINANCE COMMITTEE MEETING HELD ON 1 FEBRUARY 2023

TABLE OF CONTENTS

ITEM NO.	SUBJECT	PAGE NO.
1.	**DECLARATION OF OPENING, ACKNOWLEDGEMENT OF COUNTRY AND ANNOUNCEMENT OF VISITORS**	**2**
2.	**ATTENDANCE**	**2**
3.	**PUBLIC QUESTION TIME**	**2**
4.	**DISCLOSURE OF INTERESTS**	**2**
5.	**CONFIRMATION OF MINUTES**	**3**
5.1	Minutes of the Finance Committee Meeting held 7 December 2022	3
6.	**REPORTS**	**4**
6.1	LIST OF PAYMENTS MADE - DECEMBER 2022 AND AUTHORITY FOR APPROVAL OF CEO EXPENSE REIMBURSEMENTS	4
6.2	FINANCIAL ACTIVITY STATEMENTS - YEAR TO DATE AS AT 31 DECEMBER 2022	19
7.	**NEXT MEETING DATE**	**57**
8.	**CLOSURE**	**57**

MINUTES

MINUTES OF THE FINANCE COMMITTEE HELD IN THE COMMITTEE ROOM, ADMINISTRATION BUILDING, SOUTHERN DRIVE, BUSSELTON, ON 1 FEBRUARY 2023 AT 10:00AM.

1. DECLARATION OF OPENING, ACKNOWLEDGEMENT OF COUNTRY AND ANNOUNCEMENT OF VISITORS

The Presiding Member opened the meeting at 10:03am.

The Presiding Member acknowledged the Wadandi and Bibbulmun people as the traditional custodians of this region and paid respects to Elders past and present.

The Presiding Member advised the meeting was being recorded.

2. ATTENDANCE

Presiding Member:	Members:
Cr Anne Ryan	Cr Paul Carter Cr Grant Henley Cr Sue Riccelli Cr Mikayla Love

Officers:

Mr Tony Nottle, Chief Executive Officer *(from 10:17am)*
Ms Sarah Pierson, Acting Director, Finance and Corporate Services
Mr Paul Sheridan, Manager, Financial Services
Ms Jo Barrett-Lennard, Governance Officer

Apologies:

Nil

3. PUBLIC QUESTION TIME

Nil

4. DISCLOSURE OF INTERESTS

Nil

5. CONFIRMATION OF MINUTES

5.1 Minutes of the Finance Committee Meeting held 7 December 2023

COMMITTEE DECISION

F2302/001 Moved Councillor M Love, seconded Councillor P Carter

That the Minutes of the Finance Committee Meeting held 7 December 2022 be confirmed as a true and correct record.

CARRIED 5/0

6. REPORTS

6.1 LIST OF PAYMENTS MADE - DECEMBER 2022 AND AUTHORITY FOR APPROVAL OF CEO EXPENSE REIMBURSEMENTS

STRATEGIC THEME	LEADERSHIP - A Council that connects with the community and is accountable in its decision making.
STRATEGIC PRIORITY	4.2 Deliver governance systems that facilitate open, ethical and transparent decision making.
SUBJECT INDEX	Financial Operations
BUSINESS UNIT	Financial Services
REPORTING OFFICER	Manager Financial Services - Paul Sheridan
AUTHORISING OFFICER	Acting Director, Finance and Corporate Services - Sarah Pierson
NATURE OF DECISION	Executive: Substantial direction setting, including adopting budgets, strategies, plans and policies (excluding local planning policies); funding, donations and sponsorships; reviewing committee recommendations
VOTING REQUIREMENT	Simple Majority
ATTACHMENTS	Attachment A List of Payments - December 2022 Attachment B CEO Expense Reimbursement Request for Payment

COMMITTEE RECOMMENDATION

F2302/002 Moved Councillor P Carter, seconded Councillor G Henley

That the Council:

1. **Notes payment of voucher numbers for the month of December 2022 as follows:**

CHEQUE PAYMENTS	**119503 - 119547**	**125,316.77**
ELECTRONIC FUNDS TRANSFER PAYMENTS	**91849 - 92440**	**7,617,267.39**
TRUST ACCOUNT PAYMENTS		**-**
PAYROLL PAYMENTS	**01.12.2022 - 31.12.2022**	**1,726,750.53**
INTERNAL PAYMENT VOUCHERS	**DD 5109 - 5140**	**229,070.96**
TOTAL PAYMENTS		**9,698,405.65**

2. **Authorises the reimbursement of expenses to the Chief Executive Officer (CEO) as per Attachment B; and**

3. **Authorises the Mayor and Deputy Mayor to consider all future requests for reimbursement of expenses incurred by the CEO during the performance of their duties in accordance with the CEO Employment Contract.**

CARRIED 5/0

OFFICER RECOMMENDATION

That the Council:

1. Notes payment of voucher numbers for the month of December 2022 as follows:

CHEQUE PAYMENTS	119503 - 119547	125,316.77
ELECTRONIC FUNDS TRANSFER PAYMENTS	91849 - 92440	7,617,267.39
TRUST ACCOUNT PAYMENTS		-
PAYROLL PAYMENTS	01.12.2022 - 31.12.2022	1,726,750.53
INTERNAL PAYMENT VOUCHERS	DD 5109 - 5140	229,070.96
TOTAL PAYMENTS		9,698,405.65

2. Authorises the reimbursement of expenses to the Chief Executive Officer (CEO) as per Attachment B; and
3. Authorises the Mayor and Deputy mayor to consider all future requests for reimbursement of expenses incurred by the CEO during the performance of their duties in accordance with the CEO Employment Contract.

EXECUTIVE SUMMARY

This report provides details of payments made from the City's bank accounts for the month of December 2022 for noting by the Council and recording in the Council Minutes.

In addition, Council is also requested to approve the reimbursement of expenses incurred by the Chief Executive Officer (CEO) during the performance of their duties, and to authorise the Mayor and Deputy Mayor to consider any future reimbursements.

BACKGROUND

The *Local Government (Financial Management) Regulations 1996* (the Regulations) requires that, when the Council has delegated authority to the CEO to make payments from the City's bank accounts, a list of payments made is prepared each month for presentation to, and noting by, the Council.

OFFICER COMMENT

In accordance with regular custom, the list of payments made for the month of December 2022 is presented for information.

Additionally, Council is requested to consider the reimbursement of expenses incurred by the CEO during the performance of their duties. The CEO's Employment Contract clause 5.8 states:

> *"The City will reimburse you for any expenses that you reasonably incur during the performance of your duties. Expense claims must be approved by Council, or where the Council resolves, the Mayor and the Deputy Mayor, and must be substantiated with a tax invoice or other evidence."*

The CEO incurred expenses as per the receipt and claim form at Attachment B due to payment being required on the 22 December 2002, rather than the pre-arranged invoice being sent to the City of Busselton.

It is proposed for efficiency, that the Council authorise the Mayor and Deputy Mayor to consider any other expense claims by the CEO in accordance with clause 5.8 of the Employment Contract. As any reimbursements would constitute a payment, they would then be reported via the list of payments each month (provided the Mayor and Deputy Mayor have provided approval).

Statutory Environment

Section 6.10 of the *Local Government Act 1995* and more specifically Regulation 13 of the Regulations refer to the requirement for a listing of payments made each month to be presented to the Council.

Clause 5.8 of the Contract outlines how reimbursement requests by the CEO are to be considered.

Relevant Plans and Policies

There are no relevant plans or policies to consider in relation to this matter.

Financial Implications

There are no financial implications associated with the officer recommendation.

Stakeholder Consultation

No external stakeholder consultation was required or undertaken in relation to this matter.

Risk Assessment

An assessment of the potential implications of implementing the officer recommendation has been undertaken using the City's risk management framework, with risks assessed taking into account any controls already in place. No risks of a medium or greater level have been identified.

Options

Not applicable.

CONCLUSION

The list of payments made for the month of December 2022 is presented for information. Council is also asked to consider reimbursement of CEO expenses incurred and streamlined approval processes for future reimbursements.

TIMELINE FOR IMPLEMENTATION OF OFFICER RECOMMENDATION

Not applicable.

City of Busselton
Geographe Bay

LISTING OF PAYMENTS MADE
UNDER DELEGATED AUTHORITY
FOR THE MONTH OF DECEMBER 2022

CHEQUE PAYMENTS	119503 - 119547	125,316.77
ELECTRONIC FUNDS TRANSFER PAYMENTS	91849 - 92440	7,617,267.39
TRUST ACCOUNT PAYMENTS		-
PAYROLL PAYMENTS	01.12.2022 - 31.12.2022	1,726,750.53
INTERNAL PAYMENT VOUCHERS	DD 5109 - 5140	229,070.96
		9,698,405.65

CHEQUE PAYMENTS DECEMBER 2022

DATE	REF #	NAME	DESCRIPTION	AMOUNT $
9/12/2022	119523	ANTHONY JOHN GRAHAM FISHER	BIO-DIVERSITY RATE REBATE	1,028.16
6/12/2022	119503	ARTGEO PETTY CASH	ARTGEO PETTY CASH	100.00
30/12/2022	119543	ARTGEO PETTY CASH	ARTGEO PETTY CASH	32.05
12/12/2022	119506	BOND ADMINISTRATOR	BOND - SL BORINELLI	529.92
14/12/2022	119514	BUSSELTON PUBLIC LIBRARY - PETTY CASH	BUSSELTON PUBLIC LIBRARY - PETTY CASH	197.80
21/12/2022	119538	CALLOWS CORNER NEWS	STATIONERY	503.90
14/12/2022	119510	CALLOWS CORNER NEWSAGENCY	STATIONERY	45.00
9/12/2022	119529	CAMERON AND CLARE KISSELL	BIO-DIVERSITY RATE REBATE	250.00
9/12/2022	119517	CHRISTINE BYATT	BIO-DIVERSITY RATE REBATE	434.78
14/12/2022	119508	CITY OF BUSSELTON DEPOT - PETTY CASH	CITY OF BUSSELTON DEPOT - PETTY CASH	98.35
30/12/2022	119544	CITY OF BUSSELTON PETTY CASH	CITY OF BUSSELTON PETTY CASH	100.00
9/12/2022	119526	COLIN AND MARINA HOLDEN-TROITSKY	BIO-DIVERSITY RATE REBATE	333.23
30/12/2022	119545	COMMISSIONER OF STATE REVENUE	RATE REFUNDS	19.24
9/12/2022	119525	DAVID AND ELAINE GREENHILL	BIO-DIVERSITY RATE REBATE	810.74
14/12/2022	119512	DEPARTMENT OF TRANSPORT	DEPARTMENT OF TRANSPORT	327.00
30/12/2022	119542	DEPARTMENT OF TRANSPORT	FLEET SERVICES	327.00
14/12/2022	119513	DUNSBOROUGH PUBLIC LIBRARY - PETTY CASH	DUNSBOROUGH PUBLIC LIBRARY - PETTY CASH	142.25
9/12/2022	119530	EVAN LITIS	BIO-DIVERSITY RATE REBATE	817.34
30/12/2022	119546	FS WALLNER & HG KLEIN	RATE REFUNDS	6,436.25
14/12/2022	119509	GEOGRAPHE LEISURE CENTRE - PETTY CASH	GEOGRAPHE LEISURE CENTRE - PETTY CASH	269.85
9/12/2022	119531	GRAHAM MCKELLAR	BIO-DIVERSITY RATE REBATE	924.15
9/12/2022	119521	JEFFREY AND JENNIFER D'CRUZ	BIO-DIVERSITY RATE REBATE	1,082.58
12/12/2022	119534	JESSICA CULLEN	BIO-DIVERSITY RATE REBATE	1,387.95
23/12/2022	119540	JESSICA CULLEN	BIO-DIVERSITY RATE REBATE	1,301.90
9/12/2022	119524	JULIE AND DUNCAN GARDINER	BIO-DIVERSITY RATE REBATE	1,002.50
30/12/2022	119541	LANDGATE CUSTOMER ACCOUNT	LANDGATE FEE	6.30
9/12/2022	119519	MARY CRAIGIE	BIO-DIVERSITY RATE REBATE	728.33
9/12/2022	119520	MARY CRAIGIE	BIO-DIVERSITY RATE REBATE	1,500.00
9/12/2022	119516	PAUL BUCKINGHAM	BIO-DIVERSITY RATE REBATE	1,052.97
9/12/2022	119533	PETER AND JENNY STARK	BIO-DIVERSITY RATE REBATE	1,045.29
9/12/2022	119528	PETER JENNINGS	BIO-DIVERSITY RATE REBATE	1,500.00
23/12/2022	119539	PHILIP WORTS	DOG REGISTRATION REFUNDS	150.00
30/12/2022	119547	PREECE CONSTRUCTIONS	REFUND OF BUILDING FEES	130.00
12/12/2022	119535	QUENTIN & KATHLEEN BLIGH - O'SHEA	BIO-DIVERSITY RATE REBATE	650.80
14/12/2022	119515	RAY VILLAGE AGED SERVICES INC	RATE REFUNDS	52,869.80
9/12/2022	119532	SUE SEAMAN	BIO-DIVERSITY RATE REBATE	584.85
9/12/2022	119522	TRAVIS & JAIMIE DRYSDALE	BIO-DIVERSITY RATE REBATE	381.93
9/12/2022	119527	VALERIE HOPKINS	BIO-DIVERSITY RATE REBATE	250.00
12/12/2022	119504	VOIDED	VOIDED	-
12/12/2022	119505	VOIDED	VOIDED	-
9/12/2022	119518	VOIDED	VOIDED	-
21/12/2022	119537	VOIDED	VOIDED	-
14/12/2022	119511	WATER CORPORATION	WATER CORPORATION	1,320.11
21/12/2022	119536	WATER CORPORATION	WATER SERVICES	43,816.28
14/12/2022	119507	WEST AUSTRALIAN POLICE	RETURN OF GRANT FUNDS	828.17
				125,316.77

EFT PAYMENTS DECEMBER 2022

DATE	REF #	NAME	DESCRIPTION	AMOUNT $
14/12/2022	92055	360 ENVIRONMENTAL	ENVIRONMENTAL CONSULTANCY	3,520.00
14/12/2022	91951	ACTION KERBING	KERBING SERVICES	7,712.00
14/12/2022	92161	ACTIV FOUNDATION INC	MAINTENANCE SERVICES	30,389.47
21/12/2022	92365	ACTIV FOUNDATION INC	MAINTENANCE SERVICES	24,790.92
14/12/2022	91916	ACURIX NETWORKS	INTERNET WIFI ACCESS	3,996.65
21/12/2022	92305	AD & NM JONES	RATE REFUND	241.67
14/12/2022	92129	ADRIAN FISHER	STAFF REIMBURSEMENT	100.03
14/12/2022	91997	ADVAM PTY LTD	AIRPORT CARPARK CREDIT CARD TRANSACTIONS	498.64
14/12/2022	91976	ADVANCED DRIVEWAY SEALING	MAINTENANCE SERVICES	8,823.70
21/12/2022	92258	ADVANCED DRIVEWAY SEALING	MAINTENANCE SERVICES	374.00
14/12/2022	92018	ADVANCED HEARING WA PTY LTD	HEARING ASSESSMENT	105.00
21/12/2022	92287	ADVANCED HEARING WA PTY LTD	HEARING ASSESSMENT	105.00
14/12/2022	91991	AERODROME MANAGEMENT SERVICES	AIR SERVICES	10,865.26
21/12/2022	92269	AERODROME MANAGEMENT SERVICES	AIR SERVICES	30,956.64
14/12/2022	92015	AFGRI EQUIPMENT	MACHINERY EQUIPMENT PARTS AND SERVICE	1,040.22
21/12/2022	92316	AIGLE ROYAL GROUP	DONATION - PORT GEO CHRISTMAS LIGHT CRUISE	1,000.00
14/12/2022	91926	ALICE ALDER	ART SALES & WORKSHOPS	744.00
7/12/2022	91857	ALINTA SALES PTY LTD	ELECTRICITY	82.50
14/12/2022	92033	ALISON BURTON	ART SALES	53.90
14/12/2022	91920	ALL WEST BUILDING APPROVALS PTY LTD	BUILDING APPLICATION ASSESSMENTS	385.00
14/12/2022	91983	ALPINE LAUNDRY PTY LTD	COMMERCIAL LAUNDRY	597.82
21/12/2022	92263	ALPINE LAUNDRY PTY LTD	COMMERCIAL LAUNDRY	30.92
21/12/2022	92292	ALTUS GROUP CONSULTING PTY LTD	COST MANAGEMENT SERVICES	3,778.50
14/12/2022	91996	AMD AUDIT & ASSURANCE PTY LTD	ACCOUNTANCY SERVICES	1,595.00
14/12/2022	91941	AP & SL HINDS	SMALL PLANT HIRE	1,351.00
7/12/2022	91851	ARBOR GUY	TREE MAINTENANCE SERVICES - STORM DAMAGE	15,042.28
14/12/2022	91908	ARBOR GUY	TREE MAINTENANCE SERVICES - WILDWOOD AND JALBARRAGUP RD	77,101.89

City of Busselton
Geographe Bay

LISTING OF PAYMENTS MADE
UNDER DELEGATED AUTHORITY
FOR THE MONTH OF DECEMBER 2022

CHEQUE PAYMENTS	119503 - 119547	125,316.77
ELECTRONIC FUNDS TRANSFER PAYMENTS	91849 - 92440	7,617,267.39
TRUST ACCOUNT PAYMENTS		-
PAYROLL PAYMENTS	01.12.2022 - 31.12.2022	1,726,750.53
INTERNAL PAYMENT VOUCHERS	DD 5109 - 5140	229,070.96
		9,698,405.65

21/12/2022	92225	ARBOR GUY	TREE MAINTENANCE SERVICES	485.27
23/12/2022	92395	ARBOR GUY	TREE MAINTENANCE SERVICES	5,317.49
14/12/2022	92130	ARROW BRONZE	MEMORIAL PLAQUES SUPPLIER	487.36
21/12/2022	92249	ASP BUNBURY	SECURITY SERVICES	440.00
15/12/2022	91888	ATO EFT DEPOSITS TRUST A/C	PAYG TAXATION	251,911.00
29/12/2022	92427	ATO EFT DEPOSITS TRUST A/C	PAYG TAXATION	259,979.00
14/12/2022	92101	ATTEKUS	ONLINE BOOKING, EVENT SOFTWARE	6,256.25
14/12/2022	91987	ATTURRA BUSINESS APPLICATIONS	SOFTWARE CONSULTANCY	5,445.00
21/12/2022	92267	ATTURRA BUSINESS APPLICATIONS	SOFTWARE CONSULTANCY	874.79
14/12/2022	92153	AUSTRALIA POST	POSTAL SERVICE	1,740.82
21/12/2022	92221	AUSTRALIAN COASTAL COUNCILS ASSOCIATION	MEMBERSHIP	1,551.00
14/12/2022	92013	AUSTRALIAN COMMUNITY MEDIA	ADVERTISING SERVICES	3,368.41
21/12/2022	92283	AUSTRALIAN COMMUNITY MEDIA	ADVERTISING SERVICES	712.00
23/12/2022	92404	AUSTRALIAN COMMUNITY MEDIA	ADVERTISING SERVICES	454.50
14/12/2022	91898	AUSTRALIAN LIBRARY AND INFORMATION ASSOC	LIBRARY RESOURCES	1,245.00
14/12/2022	92078	AUTO ONE TRADING PTY LTD	AUTOMOTIVE	1,530.82
21/12/2022	92321	AUTO ONE TRADING PTY LTD	AUTOMOTIVE	1,981.29
14/12/2022	92021	AV TRUCK SERVICES PTY LTD	VEHICLE PARTS & MAINTENANCE	1,782.61
14/12/2022	91932	AZILITY	IT SOFTWARE	988.90
7/12/2022	91862	AZTEC PAINTING & DECORATING	PAINTING SERVICES	6,235.00
21/12/2022	92298	B & G HART	BJTP REFUND	58.00
21/12/2022	92300	B & J HANOWSKI	BJTP REFUND	612.00
14/12/2022	92164	B&B STREET SWEEPING	STREET SWEEPING SERVICE	43,149.64
21/12/2022	92369	B&B STREET SWEEPING	STREET SWEEPING SERVICE	11,516.57
14/12/2022	92046	BARBARA WEEKS	ART SALES	80.00
14/12/2022	91952	BARRY ALLEN ELECTRICAL SERVICES PTY LTD	ELECTRICAL SERVICES	10,549.14
21/12/2022	92244	BARRY ALLEN ELECTRICAL SERVICES PTY LTD	ELECTRICAL SERVICES	3,276.90
14/12/2022	92203	BAY CABINETS	FURNITURE PRODUCT SUPPLIER	8,052.00
21/12/2022	92387	BAY CABINETS	FURNITURE PRODUCT SUPPLIER	7,876.00
14/12/2022	92159	BAY SIGNS	SIGNAGE SERVICES	78.40
14/12/2022	91938	BCP CIVIL & PLANT	EXCAVATOR & PLANT HIRE	3,542.69
23/12/2022	92399	BCP LIQUID WASTE	LIQUID WASTE SERVICES	332.01
14/12/2022	92022	BE INGRAM	CARPENTRY SERVICES	1,200.00
14/12/2022	92174	BENARA NURSERIES	NURSERY SUPPLIES	1,229.14
14/12/2022	91915	BEST CONSULTANTS PTY LTD	ELECTRICAL CONSULTING SERVICES	5,060.00
14/12/2022	92195	BG&E PTY LTD	CONSULTANCY SERVICES - BUSSELTON JETTY	23,364.00
14/12/2022	92083	BING TECHNOLOGIES PTY LTD	MAILING SERVICES	224.17
14/12/2022	92049	BIO SOIL SOLUTIONS	LIQUID SOIL SOLUTIONS	8,370.00
21/12/2022	92294	BIO SOIL SOLUTIONS	LIQUID SOIL SOLUTIONS	5,830.00
14/12/2022	91949	BLUESTEEL ENTERPRISES PTY LTD	EMERGENCY RESPONSE EQUIPMENT	473.77
14/12/2022	92136	BOC LIMITED	GAS SERVICES	1,528.19
21/12/2022	92349	BOC LIMITED	GAS SERVICES	99.39
14/12/2022	91914	BR & ND GLOVER	TILING SERVICES	3,421.00
21/12/2022	92259	BRAD BROOKSBY	TRAFFIC CONSULTING	3,437.50
14/12/2022	92041	BRETT TITTERTON ELECTRICAL AND AIR CONDI	ELECTRICAL SERVICES	2,502.00
14/12/2022	91913	BRIDGESTONE	TYRE SERVICES	46.20
23/12/2022	92408	BROAD CONSTRUCTION PTY LTD	CONSTRUCTION SERVICES - SALTWATER	343,259.13
29/12/2022	92437	BROAD CONSTRUCTION PTY LTD	CONSTRUCTION SERVICES - SALTWATER	384,275.97
21/12/2022	92380	BSA ADVANCED PROPERTY SOLUTIONS	AIR CONDITIONING SERVICES	231.00
14/12/2022	92082	BUILDING BUSSELTON TOWN TEAM INC	DONATION- MITCHELL PARK OPENING	3,500.00
21/12/2022	92319	BUILDING SUPPLIES AND HIRE	BUILDING SUPPLIES	101.49
21/12/2022	92361	BUNBURY PLASTICS	MAINTENANCE SERVICES	1,034.00
14/12/2022	92169	BUNNINGS BUILDING SUPPLIES	HARDWARE SUPPLIES	3,473.17
21/12/2022	92372	BUNNINGS BUILDING SUPPLIES	HARDWARE SUPPLIES	1,622.34
23/12/2022	92417	BUNNINGS BUILDING SUPPLIES	HARDWARE SUPPLIES	815.46
29/12/2022	92433	BUSSELTON ALLSPORTS INC T/A BUSSELTON JETTY	JETTY SWIM SPONSORSHIP	24,750.00
21/12/2022	92377	BUSSELTON ART SOCIETY	DONATION - ART IN THE PARK	500.00
14/12/2022	91918	BUSSELTON BEARING SERVICES	BEARING SUPPLIES	5,500.55
21/12/2022	92373	BUSSELTON BITUMEN SERVICE	EARTHMOVING SERVICES - DLSP	141,289.78
29/12/2022	92438	BUSSELTON BITUMEN SERVICE	EARTHMOVING SERVICES - BUAYANYUP SHARED PATH	13,059.43
14/12/2022	92077	BUSSELTON BUILDING PRODUCTS	BUILDING PRODUCT SUPPLIER	2,752.68
21/12/2022	92320	BUSSELTON BUILDING PRODUCTS	BUILDING PRODUCT SUPPLIER	382.31
14/12/2022	92069	BUSSELTON DUNSBOROUGH ENVIRONMENT CENTRE	DONATION - ART MEETS NATURE	500.00
14/12/2022	92111	BUSSELTON FLORIST	FLOWERS AND GIFTS	100.00
14/12/2022	91900	BUSSELTON HYDRAULIC SERVICES INC	HYDRAULIC SERVICES	1,187.38
14/12/2022	92183	BUSSELTON JETTY INC.	CONSULTANCY SERVICES	27.00
14/12/2022	91910	BUSSELTON LOCKSMITH	SECURITY SUPPLIES	346.50
14/12/2022	92107	BUSSELTON MULTI SERVICE	ENGRAVING SERVICES	192.50
14/12/2022	92108	BUSSELTON PEST & WEED CONTROL	PEST CONTROL SERVICES	3,421.00
14/12/2022	92175	BUSSELTON REFRIGERATION & AIRCON	REFRIGERATION/AIR CONDITIONING SERVICES	2,425.50
14/12/2022	91969	BUSSELTON REWINDS	PLANT PURCHASES/SERVICES / PARTS	892.89
14/12/2022	92125	BUSSELTON TAXIS	TRANSPORTATION SERVICE	530.00
14/12/2022	92134	BUSSELTON TOYOTA	RAV 4 - DEVELOPMENT OFFICER	39,819.65
21/12/2022	92347	BUSSELTON TOYOTA	VEHICLE PURCHASES / SERVICES / PARTS	520.55
14/12/2022	92135	BUSSELTON WATER	WATER SERVICES	781.92
21/12/2022	92348	BUSSELTON WATER	WATER SERVICES	96.00
14/12/2022	92121	CADDS PTY LTD	ENGINEERING AND DESIGN SERVICES	1,980.00
14/12/2022	92215	CAPE DRYCLEANERS	LINEN CLEANING SERVICES	100.10

City of Busselton
Geographe Bay

LISTING OF PAYMENTS MADE
UNDER DELEGATED AUTHORITY
FOR THE MONTH OF DECEMBER 2022

CHEQUE PAYMENTS	119503 - 119547	125,316.77
ELECTRONIC FUNDS TRANSFER PAYMENTS	91849 - 92440	7,617,267.39
TRUST ACCOUNT PAYMENTS		-
PAYROLL PAYMENTS	01.12.2022 - 31.12.2022	1,726,750.53
INTERNAL PAYMENT VOUCHERS	DD 5109 - 5140	229,070.96
		9,698,405.65

14/12/2022	92184	CARBONE BROS PTY LTD	LIMESTONE SUPPLIES / CARTAGE SERVICES - AIRPORT EXPANSION	821,911.26
7/12/2022	91876	CARINA MCMILLEN	STAFF REIMBURSEMENT	53.20
14/12/2022	92036	CAROL MULHEARN	ART SALES	44.00
7/12/2022	91875	CATHERINE CLARKE	STAFF REIMBURSEMENT	109.80
14/12/2022	92005	CB TRAFFIC SOLUTIONS PTY LTD	TRAFFIC MANAGEMENT SERVICES	36,728.48
21/12/2022	92276	CB TRAFFIC SOLUTIONS PTY LTD	TRAFFIC MANAGEMENT SERVICES	5,398.53
21/12/2022	92340	CELVEK PTY LTD	WINDOW CLEANING	1,644.50
14/12/2022	92170	CEMETERIES & CREMATORIA ASSOCIATION OF W	MEMBERSHIP	125.00
21/12/2022	92350	CHADSON ENGINEERING	ENGINEERING SERVICES	226.60
14/12/2022	92010	CHRISEA DESIGNS	ART SALES	66.50
14/12/2022	92039	CHRISTINE CRESSWELL	ART SALES	49.00
14/12/2022	92178	CHUBB FIRE SAFETY	FIRE EQUIPMENT SERVICES	12,760.56
21/12/2022	92374	CHUBB FIRE SAFETY	FIRE EQUIPMENT SERVICES	48.66
14/12/2022	92200	CITY AND REGIONAL FUELS	FUEL SERVICES	3,795.18
15/12/2022	91890	CITY OF BUSSELTON	PAYROLL DEDUCTIONS REALLOCATION	4,720.01
29/12/2022	92429	CITY OF BUSSELTON	PAYROLL DEDUCTIONS REALLOCATION	4,720.01
15/12/2022	91885	CITY OF BUSSELTON CHRISTMAS CLUB	PAYROLL DEDUCTIONS	2,492.18
29/12/2022	92424	CITY OF BUSSELTON CHRISTMAS CLUB	PAYROLL DEDUCTIONS	2,492.18
15/12/2022	91886	CITY OF BUSSELTON STAFF LOTTO	STAFF LOTTO	174.00
29/12/2022	92425	CITY OF BUSSELTON STAFF LOTTO	STAFF LOTTO	174.00
15/12/2022	91892	CITY OF BUSSELTON-SOCIAL CLUB	SOCIAL CLUB REIMBURSEMENT	200.00
29/12/2022	92431	CITY OF BUSSELTON-SOCIAL CLUB	SOCIAL CLUB REIMBURSEMENT	200.00
14/12/2022	92137	CJD EQUIPMENT PTY LTD	PLANT PURCHASES / SERVICES / PARTS	711.13
14/12/2022	92185	CLEANAWAY	WASTE MANAGEMENT SERVICES	147.76
21/12/2022	92378	CLEANAWAY	WASTE MANAGEMENT SERVICES	19,916.98
21/12/2022	92250	CLEANAWAY CO PTY LTD	CHEMICAL DISPOSAL SERVICES	920.54
14/12/2022	92148	CLEANAWAY OPERATIONS PTY LTD	MAINTENANCE PARTS WASHER	969.72
21/12/2022	92251	CLEANAWAY SOLID WASTE PTY LTD	WASTE DISPOSAL SERVICES	31,940.95
14/12/2022	91899	CLEVERPATCH	VACATION CARE SUPPLIES	640.76
14/12/2022	92193	COCA-COLA AMATIL	GLC KIOSK PURCHASES	607.27
21/12/2022	92381	COCA-COLA AMATIL	GLC KIOSK PURCHASES	514.56
7/12/2022	91854	COLES.COM.AU	COUNCIL & STAFF REFRESHMENTS	787.50
14/12/2022	91940	COLES.COM.AU	COUNCIL & STAFF REFRESHMENTS	522.70
21/12/2022	92240	COLES.COM.AU	COUNCIL & STAFF REFRESHMENTS	598.80
29/12/2022	92435	COLES.COM.AU	COUNCIL & STAFF REFRESHMENTS	236.05
14/12/2022	92068	COMBINED CHURCHES OF BUSSELTON	DONATION - CHRISTMAS APPEAL	500.00
14/12/2022	92051	COME. GRAZE. SOUTHWEST	CATERING FOOD SERVICES	433.00
14/12/2022	91982	COMPUTER WEST	INFORMATION TECHNOLOGY SUPPLIER	911.70
21/12/2022	92274	CONNECTIVA PTY LTD	INFORMATION TECHNOLOGY	948.75
14/12/2022	92042	CONSULT DIRECT	CLEANING EQUIPMENT AND SERVICES	1,924.12
14/12/2022	92124	COOK DIGGITY'S PTY LTD	CATERING SERVICES	360.00
14/12/2022	92123	CORE OF WELLBEING PTY LTD	EMPOWERING YOUTH WORKSHOPS	1,800.00
7/12/2022	91866	CR JODIE RICHARDS	COUNCILLOR PAYMENT	3,382.82
7/12/2022	91855	CR ROSS PAINE	COUNCILLOR PAYMENT	2,956.44
7/12/2022	91868	CR. MIKAYLA LOVE	COUNCILLOR PAYMENT	2,622.84
7/12/2022	91856	CR. P CARTER	COUNCILLOR PAYMENT	4,846.77
7/12/2022	91860	CR. SUSAN RICCELLI	COUNCILLOR PAYMENT	2,956.44
21/12/2022	92288	CR. SUSAN RICCELLI	COUNCILLOR PAYMENT	494.90
14/12/2022	91927	CRANEFORD PLUMBING PTY LTD	PLUMBING SERVICES - WATER MAIN DUNSBOROUGH TOWNSCAPE	101,862.73
21/12/2022	92231	CRANEFORD PLUMBING PTY LTD	PLUMBING SERVICES	16,633.97
14/12/2022	92050	CREATIVE HEART COUNSELLING	ARTIST WORKSHOP	2,400.00
14/12/2022	92192	CROSS SECURITY SERVICES	SECURITY SERVICES	1,400.08
21/12/2022	92379	CROSS SECURITY SERVICES	SECURITY SERVICES	737.44
15/12/2022	91891	CSA OFFICIAL RECEIPTS ACCOUNT	SALARY DEDUCTIONS	822.90
29/12/2022	92430	CSA OFFICIAL RECEIPTS ACCOUNT	SALARY DEDUCTIONS	823.07
21/12/2022	92253	CTI SECURITY SYSTEMS PTY LTD	SECURITY SYSTEMS SUPPLY AND MONITERING	1,086.24
14/12/2022	92131	D AGOSTINO + LUFF PTY LTD	ARCHITECTURAL SERVICES	2,310.00
14/12/2022	91893	DATA 3 LIMITED	COMPUTER SOFTWARE SUPPLIER	407,102.87
21/12/2022	92297	DAVID & LINDA GOW	REFUND DOG REGISTRATION	150.00
14/12/2022	92058	DAVID BENNETT	REFUND DOG REGISTRATION	30.00
14/12/2022	92176	DAVID MILDWATERS ELECTRICAL	MAINTENANCE SERVICES	7,829.33
21/12/2022	92279	DAVID NICHOLSON	STAFF REIMBURSEMENT	74.85
14/12/2022	92086	DAVID SANDS	STAFF REIMBURSEMENT	1,268.57
21/12/2022	92306	DBAY ROAD PTY LTD	RATE REFUND	2,253.09
14/12/2022	92056	DEAN GITTOS	GLC REFUNDS	867.80
14/12/2022	91956	DENADA SURVEYS PTY LTD	SURVEYING SERVICES	6,050.00
14/12/2022	92166	DEPARTMENT OF FIRE AND EMERGENCY SERVICE	RETURN OF MITIGATION WORKS	40,841.49
14/12/2022	91904	DEPARTMENT OF PLANNING, LANDS AND HERITAGE	DEVELOPMENT ASSESSMENT PANEL PAYMENT	11,630.00
21/12/2022	92223	DEPARTMENT OF PLANNING, LANDS AND HERITAGE	DEVELOPMENT ASSESSMENT PANEL PAYMENT	14,792.00
31/12/2022	92439	DEPARTMENT OF WATER AND ENVIRONMENT REGULATION	ENVIRONMENTAL SERVICES	1,738.00
21/12/2022	92296	DONALD CANT WATTS CORKE (WA) PTY LTS	CONSULTANCY SERVICES	13,607.00
14/12/2022	92091	DOROTHY ROBINSON	ART SALES	262.10
21/12/2022	92260	DORSOGNA LIMITED	ICE CREAM AND SMALL GOODS	914.96
14/12/2022	91959	DOUTH CONTRACTING	PROPERTY & GARDEN MAINTENANCE	3,661.41
21/12/2022	92248	DOUTH CONTRACTING	PROPERTY & GARDEN MAINTENANCE	704.00
23/12/2022	92405	DOWN SOUTH SCAFFOLDING PTY LTD	SCAFFODING SUPPLY & INSTALLATION SERVICE	8,910.00
14/12/2022	92030	DOWN SOUTH WHOLESALE	CONSUMABLES FOR BJTP	104.53
21/12/2022	92339	DOWNSOUTH DREAMCATCHERS PTY LTD	CLEANING SERVICES	247.50

City of Busselton
Geographe Bay

LISTING OF PAYMENTS MADE
UNDER DELEGATED AUTHORITY
FOR THE MONTH OF DECEMBER 2022

CHEQUE PAYMENTS	119503 - 119547	125,316.77
ELECTRONIC FUNDS TRANSFER PAYMENTS	91849 - 92440	7,617,267.39
TRUST ACCOUNT PAYMENTS		-
PAYROLL PAYMENTS	01.12.2022 - 31.12.2022	1,726,750.53
INTERNAL PAYMENT VOUCHERS	DD 5109 - 5140	229,070.96
		9,698,405.65

14/12/2022	91986	DSI FENCING & GATES	FENCING SERVICES	1,250.00
21/12/2022	92353	DUCHESS MEDICAL PRACTICE	MEDICAL SERVICES	41.50
21/12/2022	92367	DUNSBOROUGH & DISTRICT COUNTRY CLUB	GRANT FUNDING - 1ST INSTALMENT	21,649.32
21/12/2022	92386	DUNSBOROUGH ART SOCIETY	DONATION - ANNUAL ART EXHIBITION	500.00
14/12/2022	91939	DUNSBOROUGH GREENFIELDS COMMUNITY GROUP	MEETING ROOM HIRE	240.00
14/12/2022	91933	DUNSBOROUGH HARDWARE & HOME CENTRE	HARDWARE SERVICES	118.20
14/12/2022	91961	DUTCH IMPORTS PTY LTD	CATERING	414.00
14/12/2022	92187	DUXTON HOTEL	ACCOMMODATION	234.00
23/12/2022	92398	DYMOCKS BUSSELTON	LIBRARY RESOURCES	1,799.20
29/12/2022	92434	DYMOCKS BUSSELTON	LIBRARY RESOURCES	696.29
7/12/2022	91863	E & P CRONIN	COUNCILLOR PAYMENT	2,956.44
14/12/2022	91988	EAGLE VALLEY & CO PTY LTD	TYRE SALES AND SERVICE	280.00
21/12/2022	92273	EARTH 2 OCEAN COMMUNICATIONS	COMMUNICATION SERVICES - RADIO REPAIRS	875.00
14/12/2022	92007	EARTH AND STONE WA	EARTHWORKS - RENDEZVOUS RD	39,068.70
21/12/2022	92281	EARTH AND STONE WA	EARTHWORKS - LOWER VASSE RIVER SEDIMENT & SHEEN RD	50,965.65
14/12/2022	91953	ECHO FIELD PTY LTD	BUSH FIRE INSPECTION WORKS/WEED CONTROL	1,053.00
21/12/2022	92242	EF DAY & SN WILLIAMS	MAINTENANCE SERVICES	2,266.00
14/12/2022	91990	EIS CONTROL PTYLTD	ELECTRICAL SERVICES	3,661.85
21/12/2022	92268	EIS CONTROL PTYLTD	ELECTRICAL SERVICES	355.85
7/12/2022	91861	EJ & KM COX	COUNCILLOR PAYMENT	2,956.44
14/12/2022	91966	ELAMOORE NATURAL SOAPS & COSMETICS PTY L	ART SALES	27.30
14/12/2022	92147	ELECTRICITY NETWORKS CORPORATION	ELECTRICAL SERVICES	1,320.00
14/12/2022	91994	ELIZABETH BINT	ART SALES	62.30
14/12/2022	92172	ELLENBY TREE FARM PTY LTD	NURSERY SUPPLIES	9,296.65
14/12/2022	91894	ELLIOTTS FILTRATION	IRRIGATION & FILTRATION SERVICES	2,178.00
21/12/2022	92333	EMERSON RAINE	STRATA LEVY FEES & WATER CONSUMPTION	1,458.00
7/12/2022	91864	EMMA WARNER	GLC REFUNDS	359.16
14/12/2022	91922	ENVIRONEX INTERNATIONAL PTY LTD	POOL CHEMICALS FOR GLC	1,985.94
14/12/2022	92186	EVERYDAY POTTED PLANTS	NURSERY SERVICES	559.68
14/12/2022	91979	EWS AUSTRALIA PTY LTD	WATER AND WEATHER MONITORING EQUIPMENT	4,950.00
23/12/2022	92411	EZRA J WILLIAMS	ROOFING , ROOF PLUMBING , MAINTENANCE	2,483.47
14/12/2022	92035	FAIRTEL PTY LTD	TELECOMMUNICATION SERVICES	174.42
21/12/2022	92271	FASSOM PTY LTD	STATIONERY AND OFFICE SUPPLIES	200.59
21/12/2022	92230	FIRE RESCUE SAFETY AUSTRALIA	FIRE SAFETY EQUIPMENT	868.84
14/12/2022	92116	FORD AND DOONAN	WALL SPLIT SERVICE	140.00
14/12/2022	91935	FOUNDER ENTERPRISES PTY LTD T/AS FORTUS	EARTHMOVING PARTS	5,861.79
21/12/2022	92236	FOUNDER ENTERPRISES PTY LTD T/AS FORTUS	EARTHMOVING PARTS	4,998.78
14/12/2022	91975	FRESH AS	REFRESHMENTS	442.75
21/12/2022	92257	FRESH AS	REFRESHMENTS	117.95
14/12/2022	92071	GANNAWAYS CHARTER AND TOURS	BUS HIRE SERVICE	990.00
14/12/2022	92115	GARY LEE ELECTRICAL	ELECTRICAL SERVICES	3,507.24
21/12/2022	92336	GARY LEE ELECTRICAL	ELECTRICAL SERVICES	11,403.43
14/12/2022	92138	GEMI PTY LTD	MAINTENANCE SERVICES	286.00
14/12/2022	92053	GEMTEK GROUP PTY LTD	ELECTRICAL SERVICES	2,586.31
21/12/2022	92328	GENERATORS AUSTRALIA PTY LTD	HIRE AND SALES OF EQUIPMENT	2,333.56
21/12/2022	92342	GEO BAY DOG TRAINING	DOG AGILITY DISPLAY	195.00
14/12/2022	91970	GEOBOX PTY LTD	VEHICLE CAMERAS	1,828.20
14/12/2022	92113	GEOGRAPHE BAY REMOVALS & STORAGE	STORAGE SERVICES	173.00
14/12/2022	91964	GEOGRAPHE COMMUNITY LANDCARE NURSERY	NURSERY SUPPLIES	1,828.75
14/12/2022	92211	GEOGRAPHE GALLERY & PICTURE FRAMERS	PICTURE FRAMING SERVICES	140.00
14/12/2022	92198	GEOGRAPHE SAWS AND MOWERS	PLANT PURCHASES / SERVICES / PARTS	359.00
21/12/2022	92384	GEOGRAPHE SAWS AND MOWERS	PLANT PURCHASES / SERVICES / PARTS	419.00
23/12/2022	92420	GEOGRAPHE SAWS AND MOWERS	PLANT PURCHASES / SERVICES / PARTS	140.00
14/12/2022	92139	GEOGRAPHE TIMBER & HARDWARE	HARDWARE SUPPLIES	721.35
14/12/2022	91960	GEOGRAPHE UNDERGROUND SERVICES	UNDERGROUND SERVICES - DUNSBOROUGH TOWNSITE	26,290.00
14/12/2022	92182	GLOBE AUSTRALIA PTY LTD	PEST CONTROL SERVICES	26,868.60
21/12/2022	92343	GOVERNANCE INSTITUTE OF AUSTRALIA	TRAINING REGISTRATIONS	635.00
21/12/2022	92280	GP DOWN SOUTH LTD	DONATION	52.47
7/12/2022	91849	GRANT HENLEY	COUNCILLOR PAYMENT	11,852.14
14/12/2022	91955	GRILLAZ AUSTRALIA	CATERING	140.00
14/12/2022	92144	HANSON CONSTRUCTION MATERIALS PTY LTD	CONCRETE SERVICES	1,466.08
21/12/2022	92355	HANSON CONSTRUCTION MATERIALS PTY LTD	CONCRETE SERVICES	742.50
7/12/2022	91869	HARCHER PRESTIGE BUSSELTON	HOSPITALITY EQUIPMENT SUPPLIER	6,514.00
14/12/2022	92094	HARCHER PRESTIGE BUSSELTON	HOSPITALITY EQUIPMENT SUPPLIER	5,419.25
21/12/2022	92327	HARCHER PRESTIGE BUSSELTON	HOSPITALITY EQUIPMENT SUPPLIER	2,907.20
23/12/2022	92409	HARCHER PRESTIGE BUSSELTON	HOSPITALITY EQUIPMENT SUPPLIER	1,431.76
14/12/2022	91937	HEALTHSCOPE MEDICAL CENTRES	MEDICAL SERVICES	312.00
21/12/2022	92238	HEALTHSCOPE MEDICAL CENTRES	MEDICAL SERVICES	156.00
14/12/2022	91981	HELEN READING	ART SALES	8.40
14/12/2022	92126	HERRON TODD WHITE	PROPERTY VALUATIONS	2,960.00
14/12/2022	92075	HERSEY 'S SAFETY PTY LTD	TIMBER AND HARDWARE	4,620.00
21/12/2022	92277	HIFX LIMITED CLIENT SECURITY TRUST ACC	ELECTRONIC VISITOR MANAGEMENT SYSTEM	70.00
14/12/2022	92009	HILLZEEZ DOWN SOUTH SURF SHOP	GIFTS	300.00
14/12/2022	92216	HIP POCKET WORKWEAR	UNIFORMS & PROTECTIVE CLOTHING	1,867.31
21/12/2022	92391	HIP POCKET WORKWEAR	UNIFORMS & PROTECTIVE CLOTHING	763.45
14/12/2022	92114	HIRE A FENCE	TEMPORARY FENCING HIRE	1,980.00
14/12/2022	92146	HOLCIM	CONCRETE SERVICES	6,651.85
21/12/2022	92356	HOLCIM	CONCRETE SERVICES	3,961.87

City of Busselton
Geographe Bay

LISTING OF PAYMENTS MADE
UNDER DELEGATED AUTHORITY
FOR THE MONTH OF DECEMBER 2022

CHEQUE PAYMENTS	119503 - 119547	125,316.77
ELECTRONIC FUNDS TRANSFER PAYMENTS	91849 - 92440	7,617,267.39
TRUST ACCOUNT PAYMENTS		-
PAYROLL PAYMENTS	01.12.2022 - 31.12.2022	1,726,750.53
INTERNAL PAYMENT VOUCHERS	DD 5109 - 5140	229,070.96
		9,698,405.65

14/12/2022	92122	HP INC	COMPUTER EQUIPMENT	270.35
23/12/2022	92407	IG MUIR-CULBURRA CLAY	SOIL FOR WICKET CONSTRUCTION	5,280.00
14/12/2022	92001	ILLION AUSTRALIA PTY LTD	TENDER ADVERTISING AND MANAGEMENT	206.27
14/12/2022	92032	INSTANT PRODUCTS HIRE	PUBLIC ABULTIONS HIRE AND SALES	5,797.51
14/12/2022	92048	INSTANT TRANSPORTABLE OFFICES PTY LTD	TRANSPORTABLE ABLUTIONS - BOVELL PARK & DLSP	97,883.94
21/12/2022	92293	INSTANT TRANSPORTABLE OFFICES PTY LTD	TRANSPORTABLE ABLUTIONS - AIRPORT AND DLSP	69,103.14
14/12/2022	92080	INTELLITRAC	GPS TRACKING DEVICES	561.00
14/12/2022	91985	INTERFIRE AGENCIES PTY LTD	FIRE, SAFETY, EMERGENCY EQUIPMENT	6,600.00
7/12/2022	91871	INTERNATIONAL QUADRATICS PTY LTD	POOL FIXTURES AND FITTINGS	9,777.25
14/12/2022	92081	IPEC PTY LTD	COURIER SERVICES	596.45
21/12/2022	92324	IPEC PTY LTD	COURIER SERVICES	136.54
14/12/2022	92173	IPWEA	MEMBERSHIP	1,666.50
14/12/2022	92177	IPWEA-WA	TRAINING SERVICES	390.00
14/12/2022	91923	IRONMAN AUSTRALIA	EVENT SERVICES	44,000.00
21/12/2022	92284	IW PROJECTS PTY LTD	WASTE MANAGEMENT CONSULTANTS	10,134.30
21/12/2022	92301	J & C COETZEE	BJTP REFUND	58.00
21/12/2022	92309	J BACCHUS	DONATION - BUILD A MOUNTAIN BIKE TRAIL	1,000.00
14/12/2022	92152	JACKSON'S DRAWING SUPPLIES	ART EQUIPMENT SUPPLIES	10.50
21/12/2022	92362	JACKSON'S DRAWING SUPPLIES	ART EQUIPMENT SUPPLIES	197.85
14/12/2022	92014	JAMES BENNETT	SPECIALIST LIBRARY RESOURCES	102.53
14/12/2022	92096	JAMES HADLEY	RURAL FENCING SERVICES - RENDEZVOUS RD	12,902.01
21/12/2022	92344	JAMES V JONES	STAFF REIMBURSEMENT	1,071.00
21/12/2022	92310	JAMIE LISTON	DONATION - U14 FOOTBALL	500.00
14/12/2022	91980	JAN ROBERTS	ART SALES	69.60
23/12/2022	92422	JD & JE CORKER	STAFF REIMBURSEMENT	510.00
21/12/2022	92262	JDM EARTHWORKS	EARTHWORKS - CELL 2 DUNSBOROUGH WASTE	23,333.75
7/12/2022	91881	JENNIFER ANNE MAY	STAFF REIMBURSEMENT	168.32
14/12/2022	91965	JENNIFER BROWN	ART SALES	163.60
14/12/2022	92012	JIGSAW SIGNS & PRINT	SIGNAGE SERVICES	1,144.00
14/12/2022	91936	JIMS FIRST	HARDWARE SUPPLIES	227.70
21/12/2022	92237	JIMS FIRST	HARDWARE SUPPLIES	37.80
15/12/2022	91887	JMW REAL ESTATE TRUST	T NOTTLE RENT	1,400.00
29/12/2022	92426	JMW REAL ESTATE TRUST	T NOTTLE RENT	1,400.00
21/12/2022	92303	JOAN STRAHAN	BJTP REFUND	339.50
14/12/2022	92063	JOANNE RICHARDSON	BJTP REFUND	100.00
14/12/2022	92038	JOEL SMOKER	ART SALES	17.47
14/12/2022	92099	JOHN LOHF	ART SALES	105.70
7/12/2022	91870	JOSEPH CASPERSZ-LONEY	STAFF REIMBURSEMENT	98.50
14/12/2022	92072	JOSH AND ANNA FOLEY	CARPENTRY AND BUILDING MAINTENANCE	4,654.68
14/12/2022	92209	JUICE PRINT	PRINTING SERVICES	1,634.47
14/12/2022	92008	JULIE GUTHRIDGE	ART SALES	60.55
7/12/2022	91880	JULIE RAWLINGS	STAFF REIMBURSEMENT	79.00
7/12/2022	91873	KATE JAMES	STAFF REIMBURSEMENT	252.00
14/12/2022	92045	KATHLEEN NEELING	ART SALES	21.00
14/12/2022	92043	KAY MANOLAS	ART SALES	524.00
21/12/2022	92352	KD POWER	MAINTENANCE SERVICES	4,207.50
21/12/2022	92224	KERRY HILL ARCHITECTS	ARCHITECTURAL SERVICES - SALTWATER	63,793.51
14/12/2022	92059	KIM LOWE	REFUND DOG REGISTRATION	51.65
21/12/2022	92302	KIM STANES	BJTP REFUND	504.00
14/12/2022	91974	KITCHEN TAKEOVERS	CATERING	139.00
21/12/2022	92255	KITCHEN TAKEOVERS	CATERING	1,870.00
7/12/2022	91858	KMART BUSSELTON	RETAIL HOME WARES	295.25
14/12/2022	92109	LAND & WATER CONSULTING	AUDIT SERVICES	1,375.00
14/12/2022	91895	LANDGATE	CAVEAT FEE	28.20
21/12/2022	92359	LANDGATE (VALUER GENERAL'S OFFICE)	LAND VALUATIONS	42.15
14/12/2022	91909	LANDSAVE ORGANICS	LANDSCAPING SERVICE	10,610.00
21/12/2022	92227	LANDSAVE ORGANICS	LANDSCAPING SERVICE	5,280.00
14/12/2022	92076	LAWRENCE & HANSON	ELECTRICAL/PROTECTIVE CLOTHING SUPPLIES	2,182.99
14/12/2022	92208	LE & OG ISBEL	ART SALES	189.60
14/12/2022	91972	LEDA SECURITY PRODUCTS PTY LTD	SECURITY PRODUCTS	11,891.00
14/12/2022	91902	LEEUWIN CIVIL PTY LTD	HIRE EQUIPMENT SERVICES	7,480.00
14/12/2022	92197	LEEUWIN TRANSPORT	COURIER SERVICES	1,566.46
14/12/2022	92106	LIAM JACKSON	EQUIPMENT HIRE	3,509.00
14/12/2022	91911	LINDA KUSAL	STAFF REIMBURSEMENT	110.00
14/12/2022	92118	LN PRICE AND PARTNERS PTY LTD	TRANSPORT AND DRIVER TRAINING	33.42
21/12/2022	92394	LOCAL GOVERNMENT PROFESSIONALS AUSTRALIA	TRAINING SERVICES - IN HOUSE MANAGEMENT PROGRAM	26,968.64
14/12/2022	92027	LOCK AROUND THE CLOCK	SECURITY SERVICES	453.50
14/12/2022	92040	LOT 1150 PTY LTD ATF LOT 1150 UNIT TRUST	BOND REFUND	13,951.00
14/12/2022	91946	LOTEX FILTER CLEANING SERVICE	PLANT FILTER CLEANING SERVICE	329.68
14/12/2022	92067	LUDLOW TUART FOREST RESTORATION GROUP	DONATION - SPRING IN THE FOREST	1,000.00
14/12/2022	92062	M HARVEY & E HUNT	BJTP REFUND	58.00
14/12/2022	92057	M&M PREBBLE	REFUND DOG REGISTRATION	30.00
21/12/2022	92334	MA LA DUMPLINGS MARGARET RIVER	FOOD TRUCK SERVICES	440.00
14/12/2022	92142	MACDONALD JOHNSTON PTY LTD	ENGINEERING - PLANT SPARES & SERVICING	210.58
21/12/2022	92354	MACDONALD JOHNSTON PTY LTD	ENGINEERING - PLANT SPARES & SERVICING	61.52
14/12/2022	92210	MAIA FINANCIAL	LEASING PAYMENTS	28,962.37
14/12/2022	92156	MAJOR MOTORS PTY LTD	PLANT PURCHASES / SERVICES / PARTS	482.90
14/12/2022	92100	MALATESTA ROAD PAVING	ROAD HOTMIX / PAVING SERVICES - DUNSBOROUGH TOWNSITE	31,260.63

City of Busselton
Geographe Bay

LISTING OF PAYMENTS MADE
UNDER DELEGATED AUTHORITY
FOR THE MONTH OF DECEMBER 2022

CHEQUE PAYMENTS	119503 - 119547	125,316.77
ELECTRONIC FUNDS TRANSFER PAYMENTS	91849 - 92440	7,617,267.39
TRUST ACCOUNT PAYMENTS		-
PAYROLL PAYMENTS	01.12.2022 - 31.12.2022	1,726,750.53
INTERNAL PAYMENT VOUCHERS	DD 5109 - 5140	229,070.96
		9,698,405.65

21/12/2022	92330	MALATESTA ROAD PAVING	ROAD HOTMIX / PAVING SERVICES - WILDWOOD RD	189,684.00
23/12/2022	92410	MALATESTA ROAD PAVING	ROAD HOTMIX / PAVING SERVICES	3,040.00
14/12/2022	92206	MARAGLAD HOLDINGS PTY LTD	FIRE CONTROL SERVICES - RURAL SLASHING	20,581.00
21/12/2022	92390	MARAGLAD HOLDINGS PTY LTD	FIRE CONTROL SERVICES	6,413.00
23/12/2022	92421	MARAGLAD HOLDINGS PTY LTD	FIRE CONTROL SERVICES	1,331.00
21/12/2022	92241	MARGARET RIVER BUSSELTON TOURISM ASSOCIA	CONTRIBUTION TOWARDS COSTS	490.00
14/12/2022	91942	MARGARET RIVER BUSSELTON TOURISM ASSOCIATION	FINANCIAL ASSISTANCE - VISITORS CENTRE, CLEANING CONTRIBUTION	41,897.61
21/12/2022	92232	MARGARET RIVER FENCING	FENCING SERVICES - BALUSTRADE DUNSBOROUGH TOWNSITE	17,160.00
23/12/2022	92396	MARGARET RIVER FENCING	FENCING SERVICES - DLSP	252,599.05
14/12/2022	91897	MARGARET RIVER STRUCTURAL ENGINEERING	ENGINEERING SERVICES	1,320.00
14/12/2022	92064	MARIA O'KEEFE	BJTP REFUND	58.00
14/12/2022	91945	MARKETFORCE PTY LTD	ADVERTISING SERVICES	1,154.28
14/12/2022	92104	MARSHA BRAWLS	ART SALES	6.30
14/12/2022	92052	MATT RILEY STUDIO	VIDEO EDITING AND CREATIONS	675.00
14/12/2022	92074	MAYDAY SERVICES	EQUIPMENT HIRE	1,743.50
21/12/2022	92318	MAYDAY SERVICES	EQUIPMENT HIRE	9,311.50
14/12/2022	92127	MCARTHUR MANAGEMENT SERVICES	RECUITMENT & SELECTION ADVICE	7,260.00
21/12/2022	92341	MCARTHUR MANAGEMENT SERVICES	RECUITMENT & SELECTION ADVICE	9,680.00
23/12/2022	92412	MCARTHUR MANAGEMENT SERVICES	RECUITMENT & SELECTION ADVICE	7,260.00
14/12/2022	91921	MCLEODS BARRISTERS & SOLICITORS	LEGAL SERVICES	8,125.00
14/12/2022	92017	MDM ENTERTAINMENT PTY LTD	DVD AND CD SUPPLY TO LIBRARY	128.93
21/12/2022	92286	MDM ENTERTAINMENT PTY LTD	DVD AND CD SUPPLY TO LIBRARY	39.69
21/12/2022	92346	ME RAINEY T/AS PK COURIERS	COURIER SERVICES	488.40
14/12/2022	91995	MICHAEL SHERRY PAINTING AND DECORATING	PAINTING SERVICES	4,796.00
14/12/2022	92103	MICKAZ NOMINEES	BBQ CLEANING	9,829.38
14/12/2022	92060	MILES KENNEDY	REFUND DOG REGISTRATION	150.00
14/12/2022	92180	MINTER ELLISON	LEGAL SERVICES	1,627.67
14/12/2022	92212	MJB INDUSTRIES	DRAINAGE SUPPLIES	832.03
21/12/2022	92315	MND ASSOC OF WA	DONATION - D TAYLOR	55.20
21/12/2022	92314	MND ASSOCIATION OF WA	DONATION - D TAYLOR	300.00
14/12/2022	92034	MUIRS	FORD RANGER	48,712.82
14/12/2022	92204	MUSEUM SHOPS ASSOCIATION OF AUSTRALIA	MEMBERSHIP	88.00
14/12/2022	92090	MWAVE ESEL PTY LTD T/A	IT HARDWARE	4,848.00
14/12/2022	91929	NALDA HOSKINS DESIGN	ART SALES	179.20
14/12/2022	92028	NATURAL EDGE FRAMING & PHOTOGRAPHY	ART SALES	71.40
21/12/2022	92239	NATURALISTE GLASS BUSINESS TRANS ACC	GLASS REPAIRS AND MANUFACTURE	150.00
14/12/2022	91948	NATURALISTE HYGIENE SERVICES	HYGIENE SERVICES	863.50
14/12/2022	91993	NATURALISTE TURF	TURF MAINTENANCE SERVICES - DNS LAKES & VASSE OVAL	16,691.40
21/12/2022	92270	NATURALISTE TURF	TURF MAINTENANCE SERVICES	20,385.79
14/12/2022	92217	NEVERFAIL SPRINGWATER LTD	WATER REFILL SERVICE - DUNS WASTE FACILI	431.75
14/12/2022	92002	NEW IMAGE LANDSCAPING AND MAINTENANCE	LANDSCAPE MAINTENANCE	12,782.00
14/12/2022	92143	NICHOLLS MACHINERY	PLANT PURCHASES / SERVICES / PARTS	949.76
14/12/2022	92073	NINTEX PTY LTD	CLOUD SOFTWARE	21,698.60
14/12/2022	92023	OCR HOLDINGS PTY LTD	LIQUID WASTE REMOVAL	2,652.60
21/12/2022	92290	OCR HOLDINGS PTY LTD	LIQUID WASTE REMOVAL	4,032.60
14/12/2022	91962	OFFICE OF THE NATIONAL RAIL SAFETY REGUL	ANNUAL FEES	165.00
14/12/2022	91977	OFFICEWORKS	OFFICE EQUIPMENT SERVICES	212.30
14/12/2022	92087	ONE4BUILD	BUILDING SERVICES	5,216.86
14/12/2022	91978	OPRA AUSTRALIA PTY LTD	PSYCHOMETRIC ASSESSMENT SERVICES	726.00
7/12/2022	91853	OPTUS BILLING SERVICES PTY LTD	FIXED INTERNET ACCESS	2,500.00
21/12/2022	92233	OPTUS BILLING SERVICES PTY LTD	FIXED INTERNET ACCESS	567.20
14/12/2022	92097	ORACLE CUSTOMER MANAGEMENT SOLUTIONS PTY	AFTER HOURS RECEPTION	1,333.75
14/12/2022	92092	ORANA CONCRETE PTY LTD	FOOTPATH - DUNSBOROUGH TOWNSITE	30,800.00
21/12/2022	92383	ORBIT HEALTH & FITNESS SOLUTIONS	GYM EQUIPMENT SUPPLIER	99.68
21/12/2022	92337	OTIUM PLANNING GROUP	MANAGEMENT CONSULTING SERVICES	13,810.50
14/12/2022	92031	PAC AUSTRALIA	PERFORMING ARTS EXCHANGE	940.00
21/12/2022	92295	PAINTING THE BAY	PAINTING - EXTERNAL WINDERLUP CRT	19,470.00
14/12/2022	91999	PAJEZ ART & DESIGN	ART SALES	5.20
14/12/2022	92066	PAUL BEAUGLEHOLE	BJTP REFUND	439.50
29/12/2022	92436	PAUL SHERIDAN	STAFF REIMBURSEMENT	790.00
14/12/2022	92150	PENDREY AGENCIES P/L	CHEMICAL/RURAL SUPPLIES	2,309.70
21/12/2022	92226	PENNY CROWLEY	STAFF REIMBURSEMENT	318.06
14/12/2022	91903	PEOPLESENSE PTY LTD	EMPLOYEE ASSISTANCE PROGRAM	4,114.00
21/12/2022	92256	PERRON DEVELOPMENT P/L & STAWELL P/L	RATE REFUND	2,115.80
14/12/2022	92047	PETER EVANS	ART SALES	42.00
14/12/2022	92218	PFD FOOD SERVICES PTY LTD	GLC KIOSK PURCHASES	777.32
21/12/2022	92392	PFD FOOD SERVICES PTY LTD	GLC KIOSK PURCHASES	595.95
31/12/2022	92440	PFD FOOD SERVICES PTY LTD	GLC KIOSK PURCHASES	971.80
14/12/2022	91901	PHIL HOLLETT PHOTOGRAPHY	ART SALES	26.25
7/12/2022	91850	PHOENIX FOUNDRY PTY LTD	MEMORIAL PLAQUES SUPPLIER	1,623.05
21/12/2022	92289	PITNEY BOWES AUSTRALIA PTY LTD	POSTAGE MACHINES LEASING AND SERVICES	646.10
21/12/2022	92388	PLANNING INSTITUTE OF AUSTRALIA INC	TRAINING SERVICES	360.00
14/12/2022	92085	PLAY CHECK	PLAYGROUND AUDITING SERVICES	9,240.00
14/12/2022	92020	POOL ROBOTIC PERTH	POOL CLEANER SALES AND REPAIR	24.90
14/12/2022	92003	POWER MEDICAL CENTRE	PRE EMPLOYMENT MEDICAL	1,007.50
21/12/2022	92275	POWER MEDICAL CENTRE	PRE EMPLOYMENT MEDICAL	739.00
14/12/2022	91943	PREFERRED TRAINING NETWORKS	PROFESSIONAL DEVELOPMENT TRAINING	510.40
14/12/2022	91998	PROJECT MILES TRUST	REPAIRS AND MAINTENANCE	19,868.20

City of Busselton
Geographe Bay

LISTING OF PAYMENTS MADE
UNDER DELEGATED AUTHORITY
FOR THE MONTH OF DECEMBER 2022

CHEQUE PAYMENTS	119503 - 119547	125,316.77
ELECTRONIC FUNDS TRANSFER PAYMENTS	91849 - 92440	7,617,267.39
TRUST ACCOUNT PAYMENTS		-
PAYROLL PAYMENTS	01.12.2022 - 31.12.2022	1,726,750.53
INTERNAL PAYMENT VOUCHERS	DD 5109 - 5140	229,070.96
		9,698,405.65

21/12/2022	92272	PROJECT MILES TRUST	REPAIRS AND MAINTENANCE	3,597.00
23/12/2022	92402	PROJECT MILES TRUST	REPAIRS AND MAINTENANCE	308.00
21/12/2022	92332	PROJEX PARTNERS PTY LTD	CONSULTING SERVICES	2,667.50
14/12/2022	92093	PROLINE KERBING	KERBING SERVICES	3,955.60
14/12/2022	91907	PUBLIC LIBRARIES WESTERN AUSTRALIA	LIBRARY RESOURCES	300.00
21/12/2022	92247	PVR INDUSTRIAL PTY LTD	INDUSTRIAL PUMP REPAIRS	9,309.08
14/12/2022	91934	QUALITYPRESS	PRINTING SERVICES	55.00
21/12/2022	92299	R MORLEY & D WOOD	BJTP REFUND	100.00
21/12/2022	92304	R ROMANO & A MCCLELLAND	BJTP REFUND	58.00
14/12/2022	92145	RAECO INTERNATIONAL PTY LTD	LIBRARY RESOURCES	379.83
14/12/2022	92213	RAPID ASCENT PTY LTD	BOND REFUND	5,225.00
14/12/2022	92026	RAPISCAN SYSTEMS PTY LTD	BAGGAGE HANDLING EQUIPMENT	10,175.00
14/12/2022	91968	RECOIL BEGUN PTY LTD	CATERING	100.00
14/12/2022	92105	REGIONAL PROJECTS WA PTY LTD	PROJECT MANAGEMENT & CONSTRUCTION SUPERV	11,847.00
14/12/2022	92158	REPCO AUTO PARTS	PLANT PURCHASES / SERVICES / PARTS	1,927.25
21/12/2022	92364	REPCO AUTO PARTS	PLANT PURCHASES / SERVICES / PARTS	1,178.18
14/12/2022	91958	ROBERT'S TILT TRAY & HIAB SERVICE	FREIGHT	1,361.25
21/12/2022	92335	RODNEY WALTER AND DEBORAH WALTER	ILLISTRATION AND DESIGN SERVICES	1,700.00
14/12/2022	92154	RODS AUTO ELECTRICS	AUTO ELECTRICAL SERVICES	1,051.51
21/12/2022	92363	RODS AUTO ELECTRICS	AUTO ELECTRICAL SERVICES	1,699.39
7/12/2022	91865	ROGER GARNSEY	REFUND DOG REGISTRATION	75.00
21/12/2022	92307	ROGER PAINE	BOND REFUND	100.00
14/12/2022	91973	ROPS ENGINEERING AUSTRALIA P/L	ROLLOVER PROTECTION	3,113.12
14/12/2022	92171	ROTARY CLUB OF BUSSELTON	SPONSORSHIP / ADVERTISING	7.00
14/12/2022	91931	RST WELDING & FABRICATIONS	TRAILER MANUFACTURE	11,080.00
21/12/2022	92312	RURAL CLINICAL SCHOOL WA - BUSSELTON	DONATION	200.00
14/12/2022	91963	RUTH BROOKS	ART SALES	65.60
23/12/2022	92406	S & S WALKER	ART SALES	12.80
21/12/2022	92308	S PES	DONATION - U16 SOFTBALL	500.00
14/12/2022	92199	SAFE & SURE SECURITY PTY LTD	SECURITY SERVICES - ALARM OCCURANCE	1,144.00
14/12/2022	91919	SAFE FIRST TRAINING	STAFF TRAINING	158.00
14/12/2022	92029	SAI GLOBAL LTD	AUST STANDARDS PUBLICATIONS	90.78
21/12/2022	92322	SALENTO CATERING	CATERING SERVICES	1,688.50
14/12/2022	92119	SANPOINT PTY LTD	LANDSCAPING SERVICES	6,548.77
14/12/2022	92201	SANPOINT PTY LTD	LANDSCAPING SERVICES - VASSE/KEALY	24,205.50
21/12/2022	92385	SANPOINT PTY LTD	LANDSCAPING SERVICES	401.94
14/12/2022	92098	SAPIO PTY LTD	SECURITY INSTALLATIONS AMD MAINTENANCE	1,886.50
21/12/2022	92329	SAPIO PTY LTD	SECURITY INSTALLATIONS AMD MAINTENANCE	13,420.29
14/12/2022	91984	SARAH'S PLACE	HOMEWARE RETAILER	2,855.00
21/12/2022	92264	SARAH'S PLACE	HOMEWARE RETAILER	45.00
14/12/2022	91924	SCOPE BUSINESS IMAGING	ELECTRONIC EQUIPMENT	197.52
14/12/2022	92089	SEEK LIMITED	ADVERTISING SERVICES	1,287.00
21/12/2022	92326	SEEK LIMITED	ADVERTISING SERVICES	346.50
21/12/2022	92234	SERVICES AUSTRALIA OFFICIAL DEPARTMENT R	CHARGES FOR CENTREPAY FACILITY	137.61
14/12/2022	92095	SHARON HINCHLIFFE	ART SALES	94.50
14/12/2022	92207	SHARON WILLIAMS	ART SALES	196.60
14/12/2022	91896	SHARON WOODFORD-JONES	STAFF REIMBURSEMENT	284.48
14/12/2022	92214	SHORE COASTAL	COASTAL CONSULTANCY SERVICES	18,282.00
21/12/2022	92325	SHOREWATER MARINE PTY LTD	MARINE ASSET MAINTENANACE	18,097.20
14/12/2022	92016	SIESTA TIME WA PTY LTD TRADING AS CAPE C	REFRESHMENTS	155.96
21/12/2022	92285	SIESTA TIME WA PTY LTD TRADING AS CAPE CELLARS	REFRESHMENTS	1,697.83
14/12/2022	92179	SIGMA CHEMICALS	CHEMICAL SUPPLIER	187.00
14/12/2022	92024	SKIDATA AUSTRALASIA PTY LTD	CARPARK EQUIPMENT	4,202.55
15/12/2022	91884	SMARTSALARY PTY LTD	SALARY PACKAGING SERVICE	16,407.12
14/12/2022	92011	SMARTSALARY PTY LTD	SALARY PACKAGING SERVICE	38.78
29/12/2022	92423	SMARTSALARY PTY LTD	SALARY PACKAGING SERVICE	16,818.30
14/12/2022	92025	SMITHS DETECTION (AUSTRALIA) PTY LTD	SCREENING EQUIPMENT SUPPLY & MAINTENANCE	10,626.00
14/12/2022	92128	SOILS AINT SOILS	NURSERY SUPPLIES	399.00
14/12/2022	91928	SONIC HEALTH PLUS PTY LTD	OCCUPATIONAL HEALTH SERVICES	154.00
14/12/2022	92037	SOS OFFICE EQUIPMENT	OFFICE EQUIPMENT SERVICES	2,274.40
21/12/2022	92357	SOUTH WEST MACHINING CENTRE	PLANT MAINTENANCE SERVICES	10,252.00
14/12/2022	92004	SOUTH WEST OFFICE NATIONAL	STATIONERY	5,681.71
14/12/2022	91930	SOUTH WEST WINDSCREENS & TINT	WINDSCREENS & TINTING	870.00
23/12/2022	92397	SOUTH WEST WINDSCREENS & TINT	WINDSCREENS & TINTING	1,925.00
14/12/2022	91971	SOUTHERN ATU SERVICES PTY LTD	WASTE MANAGEMENT SERVICES	4,761.90
14/12/2022	92112	SOUTHERN CAPES MOTORCYCLE CLUB	GRANT FUNDING - JINDONG MX OPEN	9,670.00
14/12/2022	92140	SOUTHERN LOCK AND SECURITY	SECURITY SERVICES	3,030.95
21/12/2022	92351	SOUTHERN LOCK AND SECURITY	SECURITY SERVICES	137.50
14/12/2022	91950	SOUTHWEST OUTDOOR POWER	PLANT PURCHASES / SERVICES / PARTS	87.60
14/12/2022	92120	SOUTHWEST TYRE SERVICE	PLANT TYRE SUPPLIER / REPAIRER	17,020.30
21/12/2022	92338	SOUTHWEST TYRE SERVICE	PLANT TYRE SUPPLIER / REPAIRER	751.00
21/12/2022	92265	SPECTUR LTD	SOLAR SECURITY CAMERAS	888.80
14/12/2022	91947	SPORTFIRST BUSSELTON	SPORTING PRODUCTS	1,903.17
14/12/2022	91992	SPORTSPOWER	SPORT EQUIPMENT SUPPLIER	500.00
14/12/2022	92190	SPORTSWORLD OF WA	SPORT EQUIPMENT SUPPLIER	1,986.60
14/12/2022	92133	SPOTLIGHT PTY LTD	VACATION CARE SUPPLIES	160.00
21/12/2022	92245	SPRAYMOW SERVICES	RE-TURF DUNSBOROUGH OVAL	43,151.05
14/12/2022	91912	ST JOHN AMBULANCE	TRAINING SERVICES	320.00

City of Busselton
Geographe Bay

LISTING OF PAYMENTS MADE
UNDER DELEGATED AUTHORITY
FOR THE MONTH OF DECEMBER 2022

CHEQUE PAYMENTS	119503 - 119547	125,316.77
ELECTRONIC FUNDS TRANSFER PAYMENTS	91849 - 92440	7,617,267.39
TRUST ACCOUNT PAYMENTS		-
PAYROLL PAYMENTS	01.12.2022 - 31.12.2022	1,726,750.53
INTERNAL PAYMENT VOUCHERS	DD 5109 - 5140	229,070.96
		9,698,405.65

21/12/2022	92311	ST MARY'S ANGLICAN CHURCH	DONATION - CHRISTMAS DAY LUNCH	1,000.00
14/12/2022	92149	STATE LIBRARY OF WESTERN AUSTRALIA	LIBRARY RESOURCES	2,060.60
14/12/2022	92070	STEPHEN ERIC WALL	CROSSOVER CONTRIBUTION	298.60
14/12/2022	92132	STEWART & HEATON CLOTHING	PROTECTIVE CLOTHING SUPPLIER	1,667.91
21/12/2022	92345	STEWART & HEATON CLOTHING	PROTECTIVE CLOTHING SUPPLIER	1,190.50
23/12/2022	92414	STEWART & HEATON CLOTHING	PROTECTIVE CLOTHING SUPPLIER	377.52
14/12/2022	92054	STOCKBRANDS CO PTY LTD	CYCLE LANE DELIENATORS	3,947.99
7/12/2022	91867	STUART ST CLAIR & ANNE RYAN	COUNCILLOR PAYMENT	2,956.44
15/12/2022	92220	SUPERCHOICE	SUPERANNUATION	189,157.57
29/12/2022	92432	SUPERCHOICE	SUPERANNUATION	186,792.36
14/12/2022	91925	SURFING WESTERN AUSTRALIA	EVENT ORGANISATION	8,250.00
14/12/2022	92196	SURVCON P/L	SURVEY SERVICES	5,439.50
21/12/2022	92382	SURVCON P/L	SURVEY SERVICES	8,341.86
14/12/2022	92065	SW & DK HORNSEY	BJTP REFUND	58.00
21/12/2022	92252	SW ENVIRONMENTAL	ENVIRONMENTAL SERVICES	2,887.50
14/12/2022	92155	SW PRECISION PRINT	PRINTING SERVICES	11.00
14/12/2022	91989	SWEET & UNIQUE (WA) PTY LTD T/AS LUV A L	CONFECTIONERY	215.88
7/12/2022	91859	SYNERGY	ELECTRICITY SUPPLIES	167,053.74
21/12/2022	92278	SYNERGY	ELECTRICITY SUPPLIES	5,077.40
14/12/2022	92205	TA & VM MAZEY	ART SALES	28.00
14/12/2022	91905	TARVIA PTY LTD	ENGINEERING SERVICES	2,057.00
21/12/2022	92376	TECHNOLOGY ONE	SOFTWARE SERVICES	3,234.00
7/12/2022	91877	TELSTRA CORPORATION	COMMUNICATION SERVICES	11,049.19
21/12/2022	92358	TELSTRA CORPORATION	COMMUNICATION SERVICES	6,065.27
14/12/2022	92110	TERRA FIRMA LABORATORIES	CONCRETE, SOIL AND GEOSYNTHETIC TESTING	6,527.40
14/12/2022	91906	THAT GUY'S RECYCLING PTY LTD T/A ;;TOTAL GREEN RECYCLING	RECYCLING E-WASTE SERVICES	4,716.86
21/12/2022	92266	THE GOOD EGG CAFE	VENUE HIRE AND CATERING	135.00
23/12/2022	92413	THE MOTOR NEURONE DISEASE ASSOCIATION OF	DONATION - DARRENS RIDE	300.00
14/12/2022	91944	THE URBAN COFFEE HOUSE	CATERING	3,283.50
14/12/2022	92019	THINK WATER DUNSBOROUGH	RETICULATION SERVICES	3,275.17
14/12/2022	92079	TIM WILSON CARPENTRY	CARPENTRY SERVICES	449.00
21/12/2022	92323	TIM WILSON CARPENTRY	CARPENTRY SERVICES	1,500.00
14/12/2022	92141	TJ DEPIAZZI AND SONS	LAWN SUPPLIES	2,637.80
7/12/2022	91852	TONIA KILIAN	STAFF REIMBURSEMENT	196.17
7/12/2022	91883	TOTAL EDEN PTY LTD	RETICULATION SUPPLIES	1,400.08
14/12/2022	92167	TOTAL EDEN PTY LTD	RETICULATION SUPPLIES	2,327.71
21/12/2022	92371	TOTAL EDEN PTY LTD	RETICULATION SUPPLIES	3,757.91
23/12/2022	92416	TOTAL EDEN PTY LTD	RETICULATION SUPPLIES	4,611.18
14/12/2022	92202	TOTAL HORTICULTURAL SERVICES	LANDSCAPING SERVICES	18,806.65
14/12/2022	92219	T-QUIP	MOWER PARTS & SERVICE	2,229.10
21/12/2022	92393	T-QUIP	MOWER PARTS & SERVICE	331.00
21/12/2022	92389	TRADE HIRE	PLANT HIRE & EQUIPMENT SERVICES	4,181.76
14/12/2022	91917	TRANEN PTY LTD	VEGETATATION REPORT	9,601.52
21/12/2022	92228	TRANEN PTY LTD	VEGETATATION MAINTENANCE	35,930.90
7/12/2022	91882	TRUCK CENTRE (WA) PTY LTD	NEW VEHICLE PARTS & SERVICE	605.00
14/12/2022	91967	TRUCK CENTRE (WA) PTY LTD	NEW VEHICLE PARTS & SERVICE	2,000.47
21/12/2022	92254	TRUCK CENTRE (WA) PTY LTD	NEW VEHICLE PARTS & SERVICE	1,292.03
21/12/2022	92291	TRUCKLINE	PLANT PURCHASES / SERVICES / PARTS	215.18
14/12/2022	91957	TRUE TRACK TRUCK ALIGNING	WHEEL ALIGNMENT SERVICES	220.00
14/12/2022	92088	TUSNO PTY LTD	CIVIL & TRAFFIC ENGINEERING CONSULTANCY	2,420.00
14/12/2022	92084	TUTT BRYANT HIRE	WORKSHOP SUPPLIES	5,059.68
23/12/2022	92400	UNDERCOVERSW	LASER TAG	500.00
21/12/2022	92313	UNITED WAY WA INC	DONATION - PAINT THE CAPE READ	500.00
14/12/2022	92102	UNITING GLOBAL PTY LTD	CLEANING AND MAINTENANCE SERVICES	87,421.53
14/12/2022	92189	VEOLIA RECYCLING & RECOVERY PTY LTD	WASTE MANAGEMENT SERVICES	4,186.77
14/12/2022	92117	VIBE HOTEL SUBIACO DRADGIN PTE LTD	ACCOMMODATION	730.95
14/12/2022	92061	VOIDED	VOIDED	-
21/12/2022	92229	VORGEE PTY LTD	GYM GOODS	1,709.40
14/12/2022	92162	W.A. BOILER SPARES AND SERVICE	PLANT PURCHASES / SERVICES / PARTS	1,221.00
14/12/2022	92191	WA RANGERS ASSOCIATION	MEMBERSHIP FEES	750.00
15/12/2022	91889	WA SHIRE COUNCILS	UNION FEES	218.50
29/12/2022	92428	WA SHIRE COUNCILS	UNION FEES	218.50
23/12/2022	92418	WA TREASURY CORPORATION	LOAN REPAYMENT	1,155,421.86
21/12/2022	92317	WANT SAFETY & INDUSTRIAL SUPPLIES	SAFETY EQUIPMENT	1,989.54
21/12/2022	92235	WAVES ENVIRONMENTAL PTY LTD	BUSSELTON GROUNDWATER INVESTIGATION	2,965.55
23/12/2022	92401	WAYNE THIEL	TRANSPORT SERVICES	920.00
14/12/2022	92000	WE ARE FEEL GOOD AUSTRALIA PTY LTD	SUNSCREEN	2,184.00
21/12/2022	92222	WEATHERSAFE WA	SHADE SAILS - CAPE RISE & SPINNAKER DR	24,453.00
14/12/2022	92157	WESFARMERS - BLACKWOODS	FLEET CONSUMABLES & MAINTENANCE PARTS	466.17
14/12/2022	92168	WESFARMERS KHG	GAS SERVICES	2,498.51
14/12/2022	92006	WESTBOOKS	LIBRARY RESOURCES	462.66
21/12/2022	92261	WESTERN AUSTRALIAN REGIONAL CAPITALS ALL	ANNUAL MEMBERSHIP	16,500.00
14/12/2022	92044	WESTERN GROWERS FRESH	CATERING	340.00
21/12/2022	92243	WESTERN IRRIGATION PTY LTD	BORE AND IRRIGATION SERVICES	2,860.00
14/12/2022	92163	WESTRAC P/L	PLANT PURCHASES / SERVICES / PARTS	1,896.38
21/12/2022	92368	WESTRAC P/L	PLANT PURCHASES / SERVICES / PARTS	8,535.26
14/12/2022	92151	WINC AUSTRALIA PTY LTD	STATIONERY SUPPLIER	211.19
21/12/2022	92360	WINC AUSTRALIA PTY LTD	STATIONERY SUPPLIER	188.25

City of Busselton
Geographe Bay

LISTING OF PAYMENTS MADE
UNDER DELEGATED AUTHORITY
FOR THE MONTH OF DECEMBER 2022

CHEQUE PAYMENTS	119503 - 119547	125,316.77
ELECTRONIC FUNDS TRANSFER PAYMENTS	91849 - 92440	7,617,267.39
TRUST ACCOUNT PAYMENTS		-
PAYROLL PAYMENTS	01.12.2022 - 31.12.2022	1,726,750.53
INTERNAL PAYMENT VOUCHERS	DD 5109 - 5140	229,070.96
		9,698,405.65

14/12/2022	92194	WML CONSULTANTS PTY LTD	CONSULTANCY SERVICES	2,068.00
7/12/2022	91872	WOOLWORTHS GROUP LIMITED	GROCERIES	181.10
21/12/2022	92331	WOOLWORTHS GROUP LIMITED	GROCERIES	23.20
7/12/2022	91878	WORK CLOBBER	PROTECTIVE CLOTHING SUPPLIER	1,098.00
14/12/2022	92165	WORK CLOBBER	PROTECTIVE CLOTHING SUPPLIER	2,201.50
21/12/2022	92370	WORK CLOBBER	PROTECTIVE CLOTHING SUPPLIER	564.00
21/12/2022	92366	WORKFORCE INTERNATIONAL GROUP PTY LTD	WORKFORCE SERVICES	3,200.43
7/12/2022	91874	WORKMATE TRAILERS	TRAILER MANUFACTURE	8,850.00
14/12/2022	92188	WREN OIL	WASTE OIL SERVICES	16.50
7/12/2022	91879	WRIGHT EXPRESS AUSTRALIA PTY LTD (COLES)	COUNCIL & STAFF REFRESHMENTS	1,435.09
14/12/2022	92181	WRIGHT EXPRESS AUSTRALIA PTY LTD (COLES)	COUNCIL & STAFF REFRESHMENTS	392.68
21/12/2022	92375	WRIGHT EXPRESS AUSTRALIA PTY LTD (COLES)	COUNCIL & STAFF REFRESHMENTS	333.20
23/12/2022	92419	WRIGHT EXPRESS AUSTRALIA PTY LTD (COLES)	COUNCIL & STAFF REFRESHMENTS	379.50
14/12/2022	91954	YAHAVA KOFFEE WORKS WHOLESALE	CATERING	630.95
21/12/2022	92246	YAHAVA KOFFEE WORKS WHOLESALE	CATERING	395.60
21/12/2022	92282	YALLINGUP BOARDRIDERS INC	DONATION - NATIONAL FINAL ASSISTANCE	1,000.00
23/12/2022	92415	YALLINGUP RURAL BUSHFIRE BRIGADE	PETTY CASH REIMBURSEMENT	692.20
14/12/2022	92160	ZEMLA PTY LTD	ENGINEERING SERVICES	4,345.00
23/12/2022	92403	ZOHO CORPORATION PTY LTD	SOFTWARE LICENCES	5,318.50
				7,617,267.39

TRUST PAYMENTS DECEMBER 2022

DATE	REF #	NAME	DESCRIPTION	AMOUNT $
				-

INTERNAL PAYMENT VOUCHERS (DIRECT DEBITS) DECEMBER 2022

DATE	REF #	NAME	DESCRIPTION	AMOUNT $
15/12/2022	5132	A LEWIS	REFUND OF ANIMAL TRAP BOND	100.00
15/12/2022	5119	A WHITEHOUSE	REFUND OF RATE OVERPAYMENT	226.38
12/12/2022	5115	ACTON BELLE PROPERTY	REFUND OF RATE OVERPAYMENT	1,335.98
30/11/2022	5112	AMPOL AUSTRALIA PETROLEUM PTY LTD	FUEL SERVICES	134,378.44
15/12/2022	5124	ANSTEE EARTHMOVING	REFUND OF BOND	200.00
1/12/2022	5111	ANZ BANK	BANK FEES	15.00
1/12/2022	5118	ANZ BANK	BANK FEES	11615.93
7/12/2022	5127	ANZ BANK	BANK FEES	5243.67
7/12/2022	5128	ANZ BANK	BANK FEES	239.38
7/12/2022	5129	ANZ BANK	BANK FEES	898.92
7/12/2022	5130	ANZ BANK	BANK FEES	326.28
30/12/2022	5137	ANZ BANK	STOP CHEQUE FEE	15.00
7/12/2022	5140	ANZ BANK	ANZ VISA CARD	13156.63
		ECU -SHORT COURSE	HEALTH LAW & ETHICS. Cr PAINE	99.00
		DEPT OF LOCAL GOVERNMENT	HISTORIC INFORMATION FOR THE WARDANDI TRACK	251.70
		ARTEZEN CAFÉ	SITE MEETING -DUNSBOROUGH TOWNSCAPE UPGRADES	26.80
		MANTRA ON MURRAY	ACCOMMODATION FLEET MANAGEMNT WORKSHOP- L. KUSAL	192.09
		FEDEX EXPRESS	BOARDER FEES - OCEANOGRAPHIC DATA LOGGERS	2249.50
		DOMINOS	CATERING FOR DEPOT FUNCTION	106.50
		RAW HABITAT FLORIST	SYMPATHY FLOWERS	87.00
		Apple iCLOUD STORAGE	iCLOUD STORAGE -O.DARBY	4.49
		DEPT OF JUSTICE-ECOURTS	E COURTS PROSECUTION NOTICE	166.30
		THE GOOD EGG	COFFEE/ FOOD FOR MEETING	26.29
		THE VASSE TAVERN BUSSELTON	COUNCIL/SMG DINING EXPENSES	122.00
		THE VASSE TAVERN BUSSELTON	COUNCIL/SMG DINING EXPENSES	173.00
		CITY OF PERTH PARKING	PARKING-PIA AWARDS 5TH NOVEMBER	7.57
		AUSTRALIAN INSTITUTE OF BUILDING INSPECTORS	ONLINE TRAINING EVENT- R.GUZZOMI	140.00
		FIRE PROTECTION ASSOCIATION	BUSHFIRE ATTACK LEVEL SHORT COURSE- D.CASEY	3300.00
		DEPT. LANDS PLANNING & HERITAGE	FOI APPLICATION	30.00
		DOMINOS	CATERING- SATURDAY NIGHT PROGRAM	109.46
		DOMINOS	CATERING- SATURDAY NIGHT PROGRAM	101.95
		KMART	BJTP- CUTLERY	36.00
		CALLOWS OFFICE CHOICE	STAFF FAREWELL CARD- C. ARMSTRONG	7.50
		VIVA BOOKS	STAFF FAREWELL GIFT- C. ARMSTRONG	50.00
		MANO WRAPS	COUNCIL LUNCH 2/11/22	156.00
		SAFE FIRST	WHITE CARD TRAINING- YOUTH SERVICES	474.00
		SENDGRID	EMAIL PROGRAM FOR CUSTOMER RETENTION AND CONTACT-GLC	32.77
		DOMINOS	CATERING- SATURDAY NIGHT PROGRAM	100.91
		WESTERN GROWERS	CATERING FOR COUNCIL 9/11/22	212.00
		THAI LEMONGRASS BUSSELTON	COUNCIL DINNER 7/12/22	420.00
		CITY OF PERTH PARKING	PARKING FOR PLAWA CONFERENCE	9.09
		BCCI	NETWORKING LUNCH-C.MCMILLAN	40.12
		CALLOWS	STAFF LEAVING CARD- D. DOWLING	12.99
		DAN MURPHY'S	STAFF LEAVING GIFT- D. DOWLING	64.99
		MAILCHIMP	LIBRARY NEWSLETTER AND MARKETING	104.49
		DOMINOS	CATERING- SATURDAY NIGHT PROGRAM	101.91
		MESSAGEMEDIA	GLC - CUSTOMER RETENTION AND CONTACT SYSTEM	78.85
		COLES	STAFF FAREWELL MORNING TEA. D. DOWLING	48.03

City of Busselton
Geographe Bay

LISTING OF PAYMENTS MADE
UNDER DELEGATED AUTHORITY
FOR THE MONTH OF DECEMBER 2022

CHEQUE PAYMENTS	119503 - 119547	125,316.77
ELECTRONIC FUNDS TRANSFER PAYMENTS	91849 - 92440	7,617,267.39
TRUST ACCOUNT PAYMENTS		-
PAYROLL PAYMENTS	01.12.2022 - 31.12.2022	1,726,750.53
INTERNAL PAYMENT VOUCHERS	DD 5109 - 5140	229,070.96
		9,698,405.65

		SPOTIFY	MUSIC FOR YOUTH SERVICES EVENTS	18.99
		COLLABORATIVE SUMMER LIBRARY PROGAM	CSLP MEMBERSHIP	92.78
		SUBWAY	YOUTH FORUM CATERING	460.00
		MAILCHIMP	ELECTRONIC MARKETING -ARTGEO	91.63
		DOMINOS	CATERING- SATURDAY NIGHT PROGRAM	104.92
		WEST AUSTRALIAN	DIGITAL SUBSCRIPTION	28.00
		MAILCHIMP	ELECTRONIC NEWSLETTER PR	495.67
		MAILCHIMP	ELECTRONIC NEWSLETTER PR	14.87
		CROWN METROPOL PERTH	ACCOM, FOOD & PARKING-LPG ANNUAL STATE CONFERENCE- T. NOTTLE, T.ALLINGHAM & R.TROTT	955.55
		BODHI J WELLNESS SPA	STAFF FAREWELL- E. O'BRIEN	100.00
		CROWN PROMENADE	ACCOMODATION-LG PRO STATE CONFERENCE R. TROTT	342.89
		CROWN PROMENADE	ACCOMODATION-LG PRO STATE CONFERENCE T.ALLINGHAM	342.89
		DEPUTY	DEPUTY ROSTERING SYSTEM GLC	595.21
		MWAVE.COM	POWER CABLES	316.15
		ZOOM	MONTHLY SUBSCRIPTION	125.94
		ZOOM	MONTHLY SUBSCRIPTION	3.78
		ALI EXPRESS	10X RJ12 CABLES FOR TELEPHONES	19.06
		DEPARTMENT OF BIODIVERSITY	FAUNA LICENCE REFUND	-95.00
22/12/2022	5138	AWARE SUPER	CR LOVE SUPERANNUATION	333.60
12/12/2022	5115	BLAX BUILDINGS	REFUND OF PLANNING FEE	842.50
12/12/2022	5116	BUSSELTON JETTY INC	REFUND OF BOOKING FEE	72.00
14/12/2022	5114	C MACRI	REFUND OF PLANNING FEE	443.64
12/12/2022	5116	C RENSBURG	REFUND OF RATE OVERPAYMENT	2621.80
5/12/2022	5131	COMMONWEALTH BANK	BANK FEES	2021.43
15/12/2022	5136	COMMONWEALTH BANK	BANK FEES	91.19
20/12/2022	5133	D COSGROVE	REFUND OF ANIMAL TRAP BOND	100.00
8/12/2022	5110	D MCTAMINEY	REFUND OF ANIMAL TRAP BOND	100.00
23/12/2022	5134	D PAGANIN	REFUND OF HALL & KEY DEPOSITS	129.00
16/12/2022	5120	D WATKINS	REFUND OF ANIMAL TRAP BOND	100.00
12/12/2022	5115	G & J MCGRATH	REFUND OF BOND	54.00
2/12/2022	5109	J AYERS	REFUND OF RATE OVERPAYMENT	389.47
12/12/2022	5115	J YEATES	REFUND OF RATE OVERPAYMENT	2,716.32
12/12/2022	5115	JANAKA PTY LTD	REFUND OF RATE OVERPAYMENT	2,618.70
13/12/2022	5113	JENSEN NOMINEES	REFUND OF RATE OVERPAYMENT	3,420.15
12/12/2022	5116	K SHACKLETON	REFUND OF HALL & KEY DEPOSITS	200.00
12/12/2022	5116	K WATSON	REFUND OF RATE OVERPAYMENT	1896.36
1/12/2022	5125	LES MILLS ASIA PACIFIC	CONTRACT FEES	504.19
1/12/2022	5126	LES MILLS ASIA PACIFIC	CONTRACT FEES	605.03
23/12/2022	5134	LIVING CHURCH OF GOD	REFUND OF BOOKING FEE	936.00
23/12/2022	5134	LIVING CHURCH OF GOD	REFUND OF HALL & KEY DEPOSITS	200.00
23/12/2022	5134	M CRANE	REFUND OF BOND	500.00
23/12/2022	5139	PERTH INTERNATIONAL JAZZ FESTIVAL	REFUND OF BOND	100.00
14/12/2022	5114	QUBE PROPERTY GROUP	TOWN PLAN & ROAD BOND REFUND	30,183.91
24/11/2022	5122	R & L WHEELER	REFUND OF RATE OVERPAYMENT	656.00
19/12/2022	5123	R DRISCOLL	REFUND OF RATE OVERPAYMENT	392.06
7/12/2022	5117	S NULSEN	AIRPORT PARKING CARD REFUND	20.00
23/12/2022	5134	SELF MANAGED SOLUTIONS	REFUND OF BOND	500.00
16/12/2022	5121	SOUTH WEST REFUGE	REFUND OF BOOKING FEE	18.00
21/12/2022	5135	SOUTHWEST CORPORATE EVENTS	REFUND OF BOND	569.00
19/12/2022	5123	WORMALL CIVIL PTY LTD	TOWN PLAN & ROAD BOND REFUND	7985.00
				229,070.96

City of Busselton
Geographe Bay

REQUEST FOR PAYMENT

SUBSCRIPTIONS, TRAINING AND CONFERENCE REGISTRATION FEES, REFUNDS, DONATIONS

Please email this form along with the Tax Invoice/Receipts to accounts.payable@busselton.wa.gov.au to substantiate your claim. The physical receipts and forms are to be sent through to Records

CREDITOR NO: (if known) _____ **DATE:** 4 January 2023

PAYEES NAME: Tony Nottle

ABN NO: _____

ADDRESS: _____

Email Address: _____

EFT PAYMENT: NO

Banking details: BANK: _____ BRANCH: _____

BSB: _____ ACCOUNT: _____

ACCOUNT NAME: _____

Payee's Banking Details confirmation signature _____

PAYMENT DETAILS: Councillors Christmas Party Taxi Fee 22 December 2022

Project	Cost Centre	Natural Account	Activity Code	Description	Amount	GST
10830	1028	3582	0000	Cabcharge	168.00	8.00

PAYMENT TOTAL $ 168.00

AUTHORITY FOR PAYMENT

Is this payment in accordance with adopted budget? No

REQUESTING OFFICERS SIGNATURE: _____ **AUTHORISING OFFICERS SIGNATURE:** _____

Please print name: Tony Nottle **Please print name:** _____

DATE: 4 January 2023 DATE: _____

PLEASE TICK
- ☐ Post Cheque
- ☐ EFT Payment
- ☐ Attach correspondence then Post
- ☐ Return Cheque to Officer
- ☐ Other (specify)

Document Set ID: 1396578
Version: 19, Version Date: 20/10/2022

CABCHARGE
TAX INVOICE
EFTPOS

BSN 97522730
TAXI 1123 WA AU
MERCHANT ID: 95589750
TERMINAL ID: 967471
CLIENT ID: 54216
DRIVER ID: 121027
DRIVER ABN: 91801605742

PICK UP: CITY
DEST: WEST BUSSELTON
[illegible]C032 (C)
DEBIT MASTERCARD CRD (C)
AID A0000000041010
AUTH ID: 154720

FARE $160.00
OTHER $0.00
EXTRAS [illegible]

TOTAL FARE $160.00
INC. GST
SERVICE FEE $8.00
INC. GST

TOTAL AUD $168.00

APPROVED 00
AUTH NO 154720

ARN [illegible]1394600CC36616
VC [illegible] 2215 4710
00[illegible] 010002

*** CU[illegible] RECEIPT ***
22/12/22 15:17 000990

10:17am At this time, Tony Nottle entered the meeting.

6.2 FINANCIAL ACTIVITY STATEMENTS - YEAR TO DATE AS AT 31 DECEMBER 2022

STRATEGIC THEME	LEADERSHIP - A Council that connects with the community and is accountable in its decision making.
STRATEGIC PRIORITY	4.2 Deliver governance systems that facilitate open, ethical and transparent decision making.
SUBJECT INDEX	Financial Services
BUSINESS UNIT	Financial Services
REPORTING OFFICER	Manager Financial Services - Paul Sheridan
AUTHORISING OFFICER	Acting Director, Finance and Corporate Services - Sarah Pierson
NATURE OF DECISION	Executive: Substantial direction setting, including adopting budgets, strategies, plans and policies (excluding local planning policies); funding, donations and sponsorships; reviewing committee recommendations
VOTING REQUIREMENT	Simple Majority
ATTACHMENTS	Attachment A Loan Schedule - December 2022 Attachment B Investment Report - December 2022 Attachment C Financial Activity Statement - December 2022

COMMITTEE RECOMMENDATION

F2302/003 Moved Councillor S Riccelli, seconded Councillor P Carter

That the Council receives the statutory financial activity statement reports for the period ending 31 December 2022, pursuant to Regulation 34(4) of the *Local Government (Financial Management) Regulations 1996*.

CARRIED 5/0

OFFICER RECOMMENDATION

That the Council receives the statutory financial activity statement reports for the period ending 31 December 2022, pursuant to Regulation 34(4) of the *Local Government (Financial Management) Regulations 1996*.

EXECUTIVE SUMMARY

Pursuant to Section 6.4 of the *Local Government Act 1995* (the Act) and Regulation 34(4) of the *Local Government (Financial Management) Regulations 1996* (the Regulations), a local government is to prepare, on a monthly basis, a statement of financial activity that reports on the City's financial performance in relation to its adopted / amended budget.

This report has been compiled to fulfil the statutory reporting requirements of the Act and associated Regulations, whilst also providing the Council with an overview of the City's financial performance on a year to date basis, for the period ending 30 November 2022.

BACKGROUND

The Regulations detail the form and manner in which financial activity statements are to be presented to the Council on a monthly basis, and are to include the following:

- Annual budget estimates
- Budget estimates to the end of the month in which the statement relates
- Actual amounts of revenue and expenditure to the end of the month in which the statement relates

- Material variances between budget estimates and actual revenue/expenditure (including an explanation of any material variances)
- The net current assets at the end of the month to which the statement relates (including an explanation of the composition of the net current position)

Additionally, and pursuant to Regulation 34(5) of the Regulations, a local government is required to adopt a material variance reporting threshold in each financial year. At its meeting on 3rd August 2022, the Council adopted (C2208/198) the following material variance reporting threshold for the 2022/23 financial year:

That pursuant to Regulation 34(5) of the Local Government (Financial Management) Regulations, the Council adopts a material variance reporting threshold with respect to financial activity statement reporting for the 2022/23 financial year as follows:

- *Variances equal to or greater than 10% of the year to date budget amount as detailed in the Income Statement by Nature and Type/Statement of Financial Activity report, however variances due to timing differences and/or seasonal adjustments are to be reported only if not to do so would present an incomplete picture of the financial performance for a particular period; and*
- *Reporting of variances only applies for amounts greater than $50,000.*

OFFICER COMMENT

In order to fulfil statutory reporting requirements and to provide the Council with a synopsis of the City's overall financial performance on a year to date basis, the following financial reports are attached hereto:

Statement of Financial Activity

This report provides details of the City's operating revenues and expenditures on a year to date basis, by nature and type (i.e. description). The report has been further extrapolated to include details of non-cash adjustments and capital revenues and expenditures, to identify the City's net current position; which reconciles with that reflected in the associated Net Current Position report.

Net Current Position

This report provides details of the composition of the net current asset position on a full year basis, and reconciles with the net current position as per the Statement of Financial Activity.

Capital Acquisition Report

This report provides full year budget performance (by line item) in respect of the following capital expenditure activities:

- Land and Buildings
- Plant and Equipment
- Furniture and Equipment
- Infrastructure

Reserve Movements Report

This report provides summary details of transfers to and from reserve funds, and associated interest earnings on reserve funds, on a full year basis.

Additional reports and/or charts can be provided as required to further supplement the information comprised within the statutory financial reports.

Comments on Financial Activity to 31 December 2022

The Statement of Financial Activity (FAS) for the year to date (YTD) shows an overall Net Current Position of $28.4M as opposed to the YTD budget of $18.4M. This represents a positive variance of $10M YTD.

The following table summarises the major YTD variances that appear on the face of the FAS, which, in accordance with Council's adopted material variance reporting threshold, collectively make up the above difference. Each numbered item in this lead table is explained further in the report.

Description	2022/23 Actual YTD $	2022/23 Amended Budget YTD $	2022/23 Amended Budget $	2022/23 YTD Bud Variance %	2022/23 YTD Bud Variance $	Change in Variance Current Month $
Revenue from Ordinary Activities				***6.76%***	***4,798,951***	***1,122,172***
1. Operating Grants, Subsidies and Contributions	1,819,596	1,161,896	3,432,638	56.61%	657,700	597,991
2. Fees & Charges	14,661,043	11,528,865	19,894,021	27.17%	3,132,179	557,519
3. Other Revenue	256,880	178,632	351,906	43.80%	78,248	(29,563)
4. Interest Earnings	1,850,449	1,085,732	2,019,250	70.43%	764,716	216,518
Expenses from Ordinary Activities				***(10.52%)***	***(4,034,216)***	***288,484***
5. Materials & Contracts	(8,915,349)	(5,962,236)	(22,222,577)	(49.53%)	(2,953,112)	(279,096)
6. Utilities (Gas, Electricity, Water etc)	(1,253,145)	(1,097,128)	(2,876,680)	(14.22%)	(156,017)	(47,405)
7. Insurance Expenses	(869,528)	(636,226)	(652,369)	(36.67%)	(233,302)	(1,082)
8. Non-Operating Grants, Subsidies and Contributions	3,931,966	594,396	31,932,301	561.51%	3,337,570	1,104,000
Capital Revenue & (Expenditure)				***12.43%***	***3,515,164***	***4,907,266***
9. Land & Buildings	(7,559,393)	(8,413,190)	(40,350,690)	10.15%	853,796	931,095
Plant & Equipment	(776,859)	(17,273)	(3,711,873)	(4397.53%)	(759,586)	(78,218)
Infrastructure	(6,138,814)	(9,793,839)	(24,281,521)	37.32%	3,655,025	(1,180,774)
10. Proceeds from Sale of Assets	0	135,352	613,452	(100.00%)	(135,352)	(133,070)
11. Proceeds from New Loans	6,500,000	0	6,750,000	100.00%	6,500,000	6,500,000
12. Transfer to Restricted Assets	(16,208,317)	0	0	(100.00%)	(16,208,317)	(6,826,660)
13. Transfer from Restricted Assets	8,740,957	0	12,811,794	100.00%	8,740,957	5,290,521
14. Transfer from Reserves	3,190,034	2,125,441	38,235,518	50.09%	1,064,593	(7,850)

Revenue from Ordinary Activities

In total, revenue from Ordinary Activities is 6.76% ahead YTD. There are however material variance items contained within this category, on the face of the FAS, that require comment.

1. Operating Grants, Subsidies and Contributions

Ahead of YTD budget by $658K, or 56.6%, mainly due to the items listed in the table below:

Cost Centre Code	Cost Centre Code Description	Actual YTD $	Amended Budget YTD $	Variance YTD $	Variance YTD %	Change in Variance Current Month $
Finance and Corporate Services		***607,400***	***447,359***	***160,041***	***35.8%***	***12,962***
1028	Governance and Corporate Services	29,572	-	29,572	100.0%	5,525
Actuals relate to 2 x Parenting Leave Reimbursements which were not budgeted for. These are offset by the actual wages paid to the employee while on parental leave.						
1030	Human Resources	33,344	-	33,344	100.0%	264
The actuals relate primarily to Workcover wages reimbursement from LGIS. This is not something that can be reliably estimated, hence there is no budget figure for the year.						
1033	Financial Services	44,273	101,968	(57,695)	(56.6%)	(21,900)
The variance to budget relates to mainly Insurance Reimbursements. The total budget for the year is an estimate based on prior years, with monthly timing difficult to forecast accurately due to not knowing in advance when insurance claims will need to be made.						
1034	General Purpose Funding	373,328	277,076	96,252	34.7%	2,450
The annual Financial Assistance Grants from the state government are received each year in 4 instalments. At the time of setting the budget estimates were made based on prior years receipts, incremented by projected LGCI. Final FAGS distributions, finalised after the budget was set, were higher than initially forecast. As such there is higher than anticipated grant revenue in this area YTD, and this will continue through to the end of the financial year.						
1038	Customer Service	14,624	-	14,624	100.0%	4,712
Actuals relate to Parenting Leave Reimbursements which were not budgeted for. These are offset by the actual wages paid to the employee while on parental leave.						
1041	Land and Property Leasing	101,001	62,700	38,301	61.1%	20,022
$24K of the variance relates to Insurance Recoveries, with the budget estimated based on prior years. Actuals YTD are $53K, compared to a full year budget of $56K. The remaining portion of the positive variance relates to reimbursements for utility costs from the various tenants of City properties. This is reflective of the higher actual utility costs.						
Community and Commercial Services		***88,440***	***78,389***	***10,051***	***12.8%***	***(1,312)***
1005	Library Services	50,184	37,648	12,535	33.3%	6,618
$7K relates to unbudgeted Parenting Leave Reimbursements (offset in parental leave wages), and the remainder is a timing difference with all of the budgeted operating grants having been received ahead of budget.						
1007	Airport Operations	1,077	38,713	(37,636)	(97.2%)	(12,500)
This is a budget timing variance that relates mainly to the $50K RADS grant that will be received towards the end of the financial year. The budget has been spread.						
1009	Community and Recreation Management	19,242	-	19,242	100.0%	2,338
The variance relates to timing with budget allocated to June.						

Cost Centre Code	Cost Centre Code Description	Actual YTD $	Amended Budget YTD $	Variance YTD $	Variance YTD %	Change in Variance Current Month $
1011	Leisure Centres	12,873	-	12,873	100.0%	(267)
$7K relates to unbudgeted Parenting Leave Reimbursements (offset in parental leave wages), and the remainder relates to a grant for a JobSkills Trainee that was not budgeted for (also offset by slightly higher wages).						
Planning and Development Services		***363,140***	***302,821***	***60,319***	***19.9%***	***44,187***
1049	Strategic Planning Management	15,200	-	15,200	100.0%	-
This is the final grant payment as part of the Coastal Adaptation Strategy. It was expected in the 21/22 year, and was therefore not budgeted for in this FY.						
1051	Environmental Health Services	75,111	-	75,111	100.0%	39,305
This is a timing variance with budgets allocated to June and actuals already received.						
1054	Ranger and Emergency Management	266,221	302,821	(36,599)	(12.1%)	-
The variance is a combination of the cancellation of grant funding for the previous 0.5FTE Bushfire Risk Management Officer role (a new 1.0 FTE role has been created, but funded from the Ranger budget for the 21/22 FY), budget timing for the recognition of the ESL levy reimbursements, reallocation of the budget for the ESL Commission administration, and a misallocation of the partial repayment of the 21/22 MAFS grant. Ignoring misallocations (which will be rectified in coming months) it is expected that we will be under budget by approximately $80K.						
Engineering and Works Services		***710,876***	***333,142***	***377,734***	***113.4%***	***226,162***
1014	Engineering and Works Directorate	413,271	279,516	133,755	47.9%	133,755
This is a timing variance with the City receiving the first of two payment from Busselton Jetty Inc. in December while the budget has been assigned in both the December and January periods. This variance will disappear in the January reporting period.						
1015	Operations and Works Management	92,324	26,982	65,342	242.2%	35,180
Actuals and budget relate to Workers Compensation Insurance Reimbursements, which are difficult to predict with any degree of accuracy, and are usually based on historical trends.						
1016	Construction and Maintenance	72,691	-	72,691	100.0%	-
Actuals relate to unbudgeted insurance recoveries for Gale Road bridge repairs and maintenance, and reimbursements from RAC for the charging station costs in Busselton and Dunsborough.						
1017	Parks & Gardens	89,201	16,929	72,272	426.9%	46,869
Positive variance to budget relates to a misallocation of the Community Emergency Service Management grant. Will be rectified in January.						
1019	Facilities Maintenance	16,140	-	16,140	100.0%	2,507
The positive variance is due to the allocation of utilities reimbursements from tenants, which were budgeted in a different area. A review of that budget indicates that we are expecting to recover more than expected by year end overall.						
1025	Fleet Management	20,449	-	20,449	100.0%	8,748
Actuals relate to Fuel Rebates received, with the full year budget of $117K allocated to June. Due to the ATO cutting the excise rate, the fuel rebates will come in considerably less than budget by year end.						

2. Fees & Charges

Ahead of YTD budget by $3.1M, or 27.2%, mainly due to the items listed in the table below:

Cost Centre Code	Cost Centre Code Description	Actual YTD $	Amended Budget YTD $	Variance YTD $	Variance YTD %	Change in Variance Current Month $
Finance and Corporate Services		***627,200***	***510,504***	***116,696***	***22.9%***	***22,851***
1037	Customer Service	50,740	60,092	(9,352)	(15.6%)	(2,686)
This account relates to Cemetery Income; there has been less demand on this service year to date.						
1041	Land and Property Leasing	274,416	152,246	122,169	80.2%	20,408
$122K positive variance to YTD budget is mainly made up of: • Equinox Café $48K • Goose Café $8K • Micro Brewery $47K • Locke Estate $11K • Peel Tce Building & Surrounds ($42K) • Various other commercial lease payments $50K Variances are partly timing related due to the spread of the budget. Additionally, in relation to the Goose Café, Council agreed 50% rent relief for period up to 30 Oct. Council also agreed 12 month rent free period from 1 Nov 22 so actuals will be $43K behind budget by June. In relation to the CRC, lower estimates are likely based on previous void rent periods and no CPI rent reviews. The budget includes meeting room hire which fluctuates. Peel Terrace Building has been vacated by Central Queensland University with rent paid in advance pro rata refunded. Occupation by the new tenant has been delayed which will result in reduction in income.						
1042	Aged and Community Housing	270,428	259,876	10,553	4.1%	2,829
Income fluctuates depending on financial status of tenants and is difficult to predict accurately.						
Community and Commercial Services		***4,365,820***	***1,852,229***	***2,513,591***	***135.7%***	***469,902***
1001	Community & Commercial Directorate Administration	809,474	590,418	219,056	37.1%	70,858
Significantly ahead of budget YTD due to much higher levels of caravan park visitations than originally forecast.						
1003	Art Geo Complex	20,628	7,561	13,067	172.8%	2,432
Higher than forecast YTD retail and art sales have been achieved due to the successful Margaret River Open Studios event and commercial rent was also received earlier than forecast.						
1004	Events	17,240	-	17,240	100.0%	5,094
The variance relates to timing variances in terms of how the budget has been spread. We are on target to achieve full year budget.						
1007	Airport Operations	2,107,947	1,154,774	953,173	82.5%	240,475
Significantly ahead of budget YTD due to much higher levels of visitations than originally forecast, giving rise to increased passenger, landing and car parking fees at the airport.						
1009	Community and Recreation Management	69,553	-	69,553	100.0%	13,824
The variance relates to timing variances in terms of how the budget has been spread.						

Cost Centre Code	Cost Centre Code Description	Actual YTD $	Amended Budget YTD $	Variance YTD $	Variance YTD %	Change in Variance Current Month $
1011	Leisure Centres	1,298,623	68,312	1,230,311	1801.0%	129,187
The YTD variance relates to timing issues in terms of how the budget has been spread. Based on YTD actuals when compared to the full year budget we are at approximately 51% for both GLC and NCC in Fees & Charges. Overall however we are expected to be under by approximately $100K by the end of the financial year largely due to reduced vacation care, memberships, and swimming lesson revenue.						
Planning and Development Services		***1,379,579***	***1,253,576***	***126,003***	***10.1%***	***35,302***
1046	Building Services	347,576	337,480	10,096	3.0%	(13,612)
Fees income is determined by the volume and value of development activity. Fees income is budgeted on a best estimate basis based on a percent of construction value, but is inherently uncertain. Development activity has continued at elevated levels so far in 22/23.						
1048	Statutory Planning	485,241	379,436	105,804	27.9%	51,004
Fees income is determined by the volume and value of development activity. Fees income is budgeted on a best estimate basis, but is inherently uncertain. Development activity has continued at elevated levels so far in 22/23.						
1051	Environmental Health Services	314,005	296,447	17,559	5.9%	15,020
Fee income is determined by the volume of effluent applications and analytical services required, with higher sampling requested in summer months.						
1054	Ranger and Emergency Management	100,438	115,701	(15,263)	(13.2%)	(3,052)
Principally due to overdue animal registration fees.						
Engineering and Works Services		***8,292,255***	***7,912,556***	***379,698***	***4.8%***	***31,058***
1020	Engineering Technical Management	84,163	52,089	32,074	61.6%	22,196
The increase in revenue for the Engineering and Technical Management area can directly be attributed to the increase in development. This is specific to the increased number of Traffic Management Plans approved, as well as an increase in Sub-Division Supervision Fees.						
1024	Waste and Fleet Management	8,210,380	7,856,641	353,739	4.5%	10,090
Positive variance due to increased revenue from additional rateable properties coming online, as well as Waste Facilities receiving volumes above the forecasted amounts.						

3. Other Revenue

Ahead of YTD budget by $78K, or 43.8%, mainly due to the items listed in the table below:

Cost Centre Code	Cost Centre Code Description	Actual YTD $	Amended Budget YTD $	Variance YTD $	Variance YTD %	Change in Variance Current Month $
Finance & Corporate Services		***43,389***	***16,999***	***26,391***	***155.3%***	***2,013***
1034	General Purpose Funding	22,137	7,336	14,801	201.8%	-
Timing variance due to budget spread. The actual amount received is representative of prior year's ESL administration fees received.						

Cost Centre Code	Cost Centre Code Description	Actual YTD $	Amended Budget YTD $	Variance YTD $	Variance YTD %	Change in Variance Current Month $
1037	Customer Service	20,464	9,055	11,409	126.0%	1,701
This account relates to Cemetery Income, where there has been higher demand on this service year to date, and the Sale of Number plates which has also had much higher demand than anticipated.						
Community & Commercial Services		***46,099***	***1,312***	***44,787***	***3413.7%***	***501***
1007	Airport Operations	37,643	591	37,052	6264.6%	120
The City is the airfield representative for ABP and on occasion will process fuel sales on their behalf. The funds are then paid onto ABP. There has been higher activity levels in this area than initially anticipated.						
Planning & Development Services		***30,912***	***64,223***	***(33,311)***	***(51.9%)***	***(21,770)***
1051	Environmental Health Services					
This is a coding error within the budget that will be corrected.						
1054	Ranger & Emergency Management	17,041	60,011	(42,970)	(71.6%)	(1,633)
Main variances include: • Fire Prevention DFES – under $18K: Change in allocation in budget – ESL commission is now allocated to Finance due to the administration of this funding sitting within the responsibilities of this business area. • Parking Control – $14K under: income dependent on number of parking offences. There had been a decrease in scheduled patrols due to staff absences, also fewer patrols and infringements in Dunsborough due to road works resulting in temporary reduction in parking bays.						
Engineering & Works Services		***118,535***	***96,099***	***22,436***	***23.3%***	***(10,307)***
1024	Waste & Fleet Management	110,327	93,294	17,033	18.3%	(15,634)
Positive variance due to increased revenue from Waste Facilities receiving volumes above the forecasted amounts.						

4. Interest Earnings

$765K better than YTD budget due to much higher than expected interest rates, plus a higher than forecast cash on hand position in comparison to previous years. This is due mainly to the earlier than forecast application and receipt of the budgeted Saltwater construction project loans (due to rising rates).

Expenses from Ordinary Activities

Expenditure from ordinary activities is $4M, or 10.5%, more than expected when compared to the budget YTD. The expense line items on the face of the financial statement that have a YTD variance that meet the material reporting threshold are outlined below.

5. Materials & Contracts

$3M, or 50%, over the budget YTD. The main contributing items are listed below:

Cost Centre Code	Cost Centre Code Description	Actual YTD $	Amended Budget YTD $	Variance YTD $	Variance YTD %	Change in Variance Current Month $
Finance and Corporate Services		1,084,494	431,566	(652,928)	(151.3%)	(193,288)
1027	Finance & Corporate Services Directorate Administration	10,852	854	(9,999)	(1171.5%)	90
YTD budget figures are not reflective of actual spend, but it is expected that actuals for the year will come in under the full year budget (mainly linked to underspend in consultancy).						
1030	Human Resources	16,283	32,765	16,481	50.3%	(3,617)
The variance is timing related in terms of the spread of the consultancy budget, and the employee relations subscriptions which where budgeted to be paid in full by now, but are being spread over the full year.						
1034	General Purpose Funding	107,686	147,695	40,009	27.1%	7,442
This covers a variety of expenses in the Rates Administration area. Some costs are yet to be incurred and additionally budget timing does not match actual expenses in some cases (bank charges).						
1036	Information Technology	626,768	45,978	(580,790)	(1263.2%)	(153,039)
The variance size is timing related allocation due to the budget spread not matching actual expenditure. Actuals for the full year are however expected to come in approximately $100K over budget due to higher than expected computer software licencing and consultancy costs.						
1039	Legal & Property Management	101,921	1,277	(100,645)	(7881.9%)	(10,244)
The size of the variance is timing related due to the budget allocation not matching actual expenditure timing. Year to date actual expenditure is above year to date anticipated expenditure however as a result of the City's involvement in legal matters requiring external advisors. There is a reasonable possibility of the full year budget for legal consultancy expenses being exceeded by approximately $100K. A budget amendment is being looked at to address the funding shortfall.						
1042	Land & Property Leasing	13,531	25,066	11,534	46.0%	(2,096)
The inability to access contractors to complete the works has resulted in the program being behind schedule. However, works are still planned for this Financial year.						
Community and Commercial Services		1,078,677	496,601	(582,076)	(117.2%)	460
1002	Events and Cultural	18,958	40,383	21,425	53.1%	8,086
The majority of underspend is in the Cultural Planning contractors budget, which is for the outstanding Lotterywest funded interpretation work in the Ballarat Room. The works are capital in nature, so this operational variance against budget will be permanent as the spend will be assigned to the capital budget.						
1003	Art Geo Complex	7,798	25,815	18,017	69.8%	22,481
While underspent YTD, a cost overrun of approximately $14K by year end is expected due contractor works. This will be offset by underspends in other areas of the Events & Cultural budget.						
1007	Airport Operations	465,821	77,357	(388,463)	(502.2%)	(66,388)
The size of the variance is YTD is in part related to timing variances with some budget line items total expenditure being projected for months 11 and 12. Full year costs are however expected to exceed budget due to the higher than expected throughput at the airport, which is offset by the significantly higher fees & charges received for services.						
1008	Economic and Business Development	31,514	2,827	(28,687)	(1014.8%)	(4,210)
The variance is mainly due to timing of expenses in the Consultancy allocation and actual expense in Computer Software licences & cloud services for the Spendmapp expenditure (was allocated to IT budget in 2020/21 and not budgeted for in EBD).						
1011	Leisure Centres	218,302	29,267	(189,034)	(645.9%)	(17,338)
The variance is timing related in terms of how the budget has been spread. Actual expenditure to date totalling $218K when compared against the full year 22/23 budget of $423K, represents 52% expended to date, and is reflective of being half way through the FY.						

Cost Centre Code	Cost Centre Code Description	Actual YTD $	Amended Budget YTD $	Variance YTD $	Variance YTD %	Change in Variance Current Month $
Planning and Development Services		***452,427***	***277,257***	***(175,170)***	***(63.2%)***	***38,881***
1043	Planning and Development Directorate	61,579	23,555	(38,025)	(161.4%)	(24,597)
Actuals appear to be over budget YTD, however this is related to a timing variance, with full year actuals expected to come in on budget at approximately $152K.						
1048	Statutory Planning	26,803	1,805	(24,998)	(1384.6%)	(113)
Timing variance related to the spread of the budget. Overall expenses are tracking to expend budget by approximately $15K in consultancy.						
1049	Strategic Planning	37,131	338	(36,793)	(10876.1%)	(12,557)
Timing variance related to the spread of the budget. Expected to come in on budget by year end.						
1054	Emergency Management	206,547	129,923	(76,625)	(59.0%)	94,349
Timing variance related to the spread of the budget. When looking at the expenses versus the planned budget for the full year, budget is on track.						
Engineering and Works Services		***6,299,064***	***4,754,283***	***(1,544,781)***	***(32.5%)***	***(125,102)***
1015	Operations and Works Management	18,349	3,798	(14,551)	(383.2%)	(1,993)
This variance is due to both the spread of the budget across the year and posting allocation errors as staff adjust to the City's new Chart Of Accounts. A Journal will be processed in January to reassign sunscreen and other Employee Protection related costs from Material & Contractor costs thus reducing this unfavourable variance.						
1016	Construction and Maintenance	1,109,192	1,007,374	(101,818)	(10.1%)	(11,328)
Materials & Contract costs associated with Construction and Maintenance operations are reported at $102k over budget year to date. The expenditure patterns in this area are impacted by seasonal influences with outlays historically over YTD budget in the first half of the financial year. The rate of operational expenditure historically decreases as the civil construction season begins. Adding to the complexity are unbudgeted outlays representing storm damage related contractor costs. A reimbursement claim totalling $298k has been submitted in January via the Disaster Recovery program. The actual to budget position is also being offset by $500k in additional road maintenance works budgeted specifically to be funded from the Road Asset Renewal Reserve. With Reserve funded works taken into consideration YTD expenditure is $206k over budget when spread evenly.						
1017	Parks & Gardens	1,436,141	1,740,937	304,796	17.5%	(14,685)
Materials & Contract costs associated with Parks & Gardens Operations are reported at $304k under budget year to date; however this is being impacted by the Vasse River Ongoing Restoration project that will be moved in the January period to a more appropriate Cost Centre and other minor Reserve funded projects that are included in the variance. With these item excluded, expenditure is tracking at $16k over budget YTD. All the Parks & Gardens municipal budget will be fully utilised come June 30.						
1019	Facilities Maintenance	1,031,627	323,286	(708,341)	(219.1%)	(119,991)
Materials & Contract costs associated with Facilities Maintenance Operations are reported at $708k over expended to budget YTD. However this materially impacted by both the budget spread and various Reserve funded major maintenance projects totalling $273k, that are yet to record expenditure. With these items excluded and with the budget based on an even spread, expenditure is tracking in line to budget. With careful management it is anticipated that all of the Facility Services municipal budget will be fully utilised come June 30.						

Cost Centre Code	Cost Centre Code Description	Actual YTD $	Amended Budget YTD $	Variance YTD $	Variance YTD %	Change in Variance Current Month $
1024	Waste Management	1,456,948	1,306,644	(150,304)	(11.5%)	32,497
With the budget spread evenly across the financial year the adjusted YTD variance for Waste Management drops to only $41k over budget. The most significant YTD over-expenditure of $63k relates to the external waste disposal at Dardanup while landfill cell 2 is being constructed, $44k for the additional volumes of greenwaste processed and $43K relates to the processing of 15,500m3 of construction and demolition waste, which only occurs once every few years during the winter months. From a consolidated perspective any over expended items will be managed and offset by under expended items, such as Busselton Transfer Station External restoration costs that are forecast to come in under the amount estimated.						
1025	Fleet Management	1,032,698	-	(1,032,698)	100.0%	(103,241)
The YTD budget figure is not correctly reflected in the accounts; that aside 50% of the annual budget equals $1.082m and thus YTD costs are tracking $50k under budget at $1.032m. Fuel & Oil fleet costs have fluctuated throughout the year with an interim mid-year review indicating an estimated $40-$50k over budget position. Historically the amount of diesel used does increase in the second half of the year with the increase in civil construction activities so this variance may increase although the diesel costs seem to have moderated. Efforts are being made to plan and manage any over expenditure against other Fleet costs that could be deferred.						
1055	Rural Verge and Firebreak Maintenance	-	173,334	173,334	100.0%	28,889
$463k has been budgeted for a phased approach to the creation of an in-house Tree Care team over two financial years. This being the first year, $346k of the budget has been assigned to contractor based works until plant and equipment is procured. No costs have yet been incurred against the YTD budget of $173k.						

6. Utilities (Gas, Electricity, Water etc)

In total, over budget by $156K, broken down as follows:

Description	FY Budget Expense	YTD Budget Expenses	YTD Actual Expenses	YTD Variance
3500 - Electricity	1,814,016	700,343	912,751	(212,409)
3505 - Gas - Reticulated	4,971	1,905	1,169	736
3506 - Gas - LPG Bottled	16,041	0	10,919	(10,919)
3507 - Gas - Alinta Boiler Gas (BJTP)	5,843	1,644	1,660	(16)
3510 - Water Consumption	491,504	100,833	106,507	(5,675)
3511 - Water Meter Rental & Supply Charge	86,520	24,009	31,958	(7,950)
3513 - Sewerage Volume Charges	32,134	32,671	12,915	19,756
3514 - Sewerage Charge (Rates)	98,871	77,104	36,049	41,055
3520 - Office Telephones, Faxes & Internet	96,909	48,852	55,840	(6,987)
3521 - Public WIFI	40,693	21,446	21,520	(74)
3522 - Mobile Devices Costs	102,395	48,246	31,784	16,462
3524 - Other Telecommunication & Network Costs	86,783	40,075	32,290	7,785
	2,876,680	**1,097,128**	**1,255,364**	**(158,235)**

The electricity charges are significantly over budget YTD due to the entire year budgets for GLC and NCC being allocated to June (tracking well compared to full year budget of $223K), as well as budget timing for Street Lighting.

Between Water Consumption & Water Rental & Supply charges, the YTD overspend to budget is also attributable to budget timing, with actual charges YTD on track to coming in under the full year budget by year end.

Sewerage charges and rates are significantly under budget YTD due to delays in allocating the annual notices, which have in fact been received and paid. This variance will rectify in the subsequent months.

7. Insurance Expenses

The full year budget for all insurance is $1.32M, split $652K in Insurance Expenses and $672K in Employment Costs. All premium instalments have been paid for the year, with the totals coming in $10K more than budgeted (less than 1% variance). YTD however, the allocation of the budgeted instalments was not quite aligned with how the actual payments panned out, so there appears to be a YTD overspend variance.

Due to the new budget system, the split between the various general insurances and the work cover insurance was not correctly uploaded, hence the apparent YTD negative variance to budget of $233K in Insurance Expenses.

This is outlined in the table below:

Description	FY Budget Expense	YTD Budget Expenses	YTD Actual Expenses	Variance to FY Budget	Variance to YTD Budget
Insurance Expenses					
3565 - Art Works Insurance	1,969	1,801	8,547	(6,578)	(6,746)
3566 - Building Insurance	140,111	131,807	308,288	(168,177)	(176,481)
3568 - Electronic Equipment Insurance	1,298	1,298	4,036	(2,738)	(2,738)
3569 - Insurance Excess	0	0	1,000	(1,000)	(1,000)
3570 - Machinery Breakdown Insurance	796	796	22,139	(21,343)	(21,343)
3571 - Marine Crafts Insurance	251	0	1,654	(1,403)	(1,654)
3572 - Motor Vehicle & Plant Insurance	40,127	38,996	102,598	(62,471)	(63,602)
3573 - Multi Risk Insurance	21,747	16,846	35,989	(14,242)	(19,143)
3575 - Public Liability Insurance	398,824	399,321	339,962	58,862	59,359

3576 - Other General Insurance Costs	45,948	44,063	29,547	16,401	14,516
3577 - Cyber Liability	1,298	1,298	15,769	(14,471)	(14,471)
	652,369	**636,226**	**869,528**	**(217,159)**	**(233,302)**
Employee Costs					
3076 - Workers Compensation	635,185	387,159	435,603	199,582	(48,443)
3078 - Journey/Practices & Officers Liability	36,951	35,250	28,998	7,954	6,252
	672,136	**422,409**	**464,600**	**207,536**	**(42,191)**
Total Insurance Costs	**1,324,505**	**1,058,635**	**1,334,129**	**(9,623)**	**(275,493)**
				-0.73%	-26.02%

8. Non-Operating Grants, Subsidies & Contributions

The positive variance of $3.3M is mainly due to the items in the table below. It should be noted that any negative variance in this area will approximately correlate to an offsetting positive underspend variance in a capital project tied to these funding sources. This can be seen in the section below that outlines the capital expenditure variances. Where this is not the case, the reconciliation of the projects and the required funding to be recognised in revenue is not completed until closer to year end.

The overall positive variance however, due to certain projects in the table below, is due to a reimbursement of the municipal fund required for cashflow purposes a lot earlier than was initially budgeted.

Revenue Code	Revenue Code Description	Actual YTD $	Amended Budget YTD $	Variance YTD $	Variance YTD %	Change in Variance Current Month $
Finance and Corporate Services		***72,801***	***-***	***72,801***	***100.0%***	***52,000***
1033	Financial Services	7,801	-	7,801	100.0%	-
1041	Land and Property Leasing	65,000	-	65,000	100.0%	52,000
Community and Commercial Services		***1,094,243***	***-***	***1,094,243***	***100.0%***	***1,052,000***
1007	Airport Operations	1,052,000	-	1,052,000	100.0%	1,052,000
1011	Leisure Centres	42,243	-	42,243	100.0%	-
Planning and Development Services		***-***	***45,392***	***(45,392)***	***(100.0%)***	***-***
1049	Strategic Planning Management	-	45,392	(45,392)	(100.0%)	-
Engineering and Works Services		***2,764,921***	***549,004***	***2,215,917***	***403.6%***	***-***
1016	Construction and Maintenance	583,300	549,004	34,296	6.2%	-
1018	Major Projects Management	2,170,185	-	2,170,185	100.0%	-

9. Capital Expenditure

YTD there is an underspend variance of 20%, or $3.7M, in total capital expenditure, with YTD actual at $14.9M against the YTD budget of $18.7M. A large portion of this positive underspend variance is offset by the negative variances in Non-Operating Grants, Contributions & Subsidies outlined above, with the remainder offset by the negative variances in Transfers From Reserves and Restricted Assets related to funds held aside for these projects. The attachments to this report include detailed listings of all capital expenditure (project) items, however the main areas of YTD variance are summarised as follows:

Project Code	Project Code Description	Actual YTD $	Amended Budget YTD $	Variance YTD $	Variance YTD %	Change in Variance Current Month $
Buildings		***7,559,393***	***8,413,190***	***853,796***	***10%***	***931,095***
10016	Civic and Administration Centre Minor Upgrades(C)	3,300	17,500	14,200	81%	2,917
Variance is due to timing. The budget is expected to be expended by the end of the financial year.						
10585	BMRA Hangars(C)	-	303,790	303,790	100%	303,790
This funding was originally to build three hangars however with price escalation, only 2 hangars are likely to be achieved. With current resourcing and lead times for construction the hangars will not be achieved in this financial year.						
10589	Airport Construction, Existing Terminal Upgrade(C)	260,199	-	(260,199)	(100%)	(51,411)
This includes the terminal departures lounge expansion and office / training room transportable projects. The total costs of these projects will be larger than budgeted and subject to a Budget Amendment report.						
10622	Bovell Construction of Change rooms(C)	49,451	72,394	22,943	32%	(21,460)
Project was completed in Dec. 2022. Currently awaiting final invoice. It is expected that project will go over by approximately $15K.						
10642	Dunsborough Lakes Sporting Precinct-Pavilion/Changeroom F(C)	11,652	1,284,775	1,273,123	99%	393,320
Variance attributable to the Pavilion being re-scoped and is currently on hold. A funding decision is due in Feb/Mar, at which time the position going forward will be better understood. It is unlikely however that this budget will be spent by the end of the financial year.						
10688	Depot Washdown Facility Upgrades(C)	-	76,700	76,700	100%	-
The YTD variance related to infrastructure upgrades to the City's Barlee St. Depot vehicle and plant wash-down bay, whereby new equipment will be purchased to treat and improve post wash-down water quality. We will be going out to market next month with the aim of delivering this FY.						
10788	GLC Building Improvements(C)	51,679	306,619	254,940	83%	50,967
This is a timing issue – the funds will be fully expended by EOFY.						
10972	Churchill Park Renew Sports Lights(C)	215,392	188,252	(27,140)	(14%)	62,750
This project is now complete with a small budget overrun.						

Project Code	Project Code Description	Actual YTD $	Amended Budget YTD $	Variance YTD $	Variance YTD %	Change in Variance Current Month $
12231 / 12233 / 12234	Aged Housing Capital Improvements	101,994	49,000	(52,994)	(108%)	(38,616)
The size of YTD overspend is due to timing of budget allocations, however the end of year budget will be over spent by approximately $85K. This is due to more refurbishments required than budgeted for, with this difficult to predict given its reliance on vacancies, plus the increased cost of labour and materials.						
12440	Energy Efficiency Initiatives (Various Buildings) (C)	31,814	79,258	47,444	60%	8,996
Variance is due to timing. The budget is expected to be expended by the end of the financial year.						
12457	Busselton Jetty Tourist Park Upgrade (C)	-	45,686	45,686	100%	-
These are electrical compliance works that are in progress and works will continue on from February once the Park is not at 100% capacity.						
Various	Saltwater	6,774,852	5,776,302	(998,550)	(17%)	221,933
The variance in construction is a timing issue, with predicted cash flows being slightly misaligned. Professional fees are overspent YTD, again this can be viewed as a timing issue and it is anticipated that this will be on track by the end of the financial year. Budgets for large projects such as Saltwater a very hard to predict with accuracy. At this stage forecasts show that the project may have some cost overruns, but at this time it is difficult to quantify as strategies may be developed to mitigate this. The variance in construction is a timing issue, with predicted cash flows being slightly misaligned. Professional fees are overspent YTD, again this can be viewed as a timing issue and it is anticipated that this will be on track by the end of the financial year.						
12791	Naturaliste Community Centre Fire Indicator Panel Renewal(C)	4,965	15,000	10,035	67%	2,500
Variance is due to timing. The budget is expected to be expended by the end of the financial year.						
12795	Busselton Depot CCTV & Electronic Gate(C)	-	27,500	27,500	100%	4,583
Timing is variance related. The CCTV component of the total project budget ($55K) is expected to be completed by the end of April, with $30K committed. The remaining budget for the gate component is expected to be expended.						
12797	Dunsborough Hall Renewals(C)	68	13,373	13,305	99%	2,229
Variance is due to timing. The budget is expected to be expended by the end of the financial year.						
12800	Old Courthouse and Jail Cells (C)	-	30,500	30,500	100%	5,083
Variance is due to timing. The budget is expected to be expended by the end of the financial year.						
12801	Old Police Quarters - Roof Renewal(C)	-	30,000	30,000	100%	5,000
Variance is due to timing. The budget is expected to be expended by the end of the financial year.						
12804	Airport Terminal Building(C)	4,836	15,894	11,058	70%	(2,187)
Variance is due to timing. The budget is expected to be expended by the end of the financial year.						
12942	Asbestos Removal & Replacement(C)	-	16,500	16,500	100%	2,750
Variance is due to timing. The budget is expected to be expended by the end of the financial year.						

Project Code	Project Code Description	Actual YTD $	Amended Budget YTD $	Variance YTD $	Variance YTD %	Change in Variance Current Month $
Plant & Equipment		***776,859***	***17,273***	***(759,586)***	***(4398%)***	***(78,218)***
Plant and equipment items that may be purchased in the FY have generally occurred. Current variance is mostly associated to the plant items that that were purchased earlier in the FY, and whether equipment manufacturers were intending on opening up orders later in the FY. Some of these plant and equipment have been delivered, while others will occur towards the end of the year or even during 23/24 FY, depending on manufacturers production schedules. Items that can realistically only be purchased in 23/24 will be relisted.						
Furniture & Office Equipment		***474,917***	***463,573***	***(11,344)***	***(2%)***	***251,017***
12876	ICT Services - Equipment & Software Purchases(C)	279,368	219,845	(59,523)	(27%)	36,640
YTD variance is attributable to $110k for procurement of 50 laptops in 2021/22 financial year, that were only delivered in the 2022/23 financial year. By year end however, other planned spends will be deferred so that we meet budget.						
14729	Events Furniture & Equipment(C)	108,000	200,000	92,000	46%	200,000
Invoicing of this project is in line with agreed milestones, the remaining balance will be invoiced over Jan - Mar with the project to be completed by March 2023. This project is on budget.						
14730	Geographe Leisure Centre Fitness Equipment(C)	-	18,160	18,160	100%	18,160
Capital funds planned to be expended in April for the purchase and installation of shade structure in the outdoor pool area.						
14731	Cultural Planning Furniture & Equipment(C)	40,578	25,568	(15,010)	(59%)	-
The expenses relate to the Ballaarat Interpretation works, funded by a Lotterywest grant. The expenses were budgeted in contractors and require a budget amendment to move $14,850 into the capital furniture and equipment budget.						
14764	Christmas Decorations (C)	39,870	-	(39,870)	0%	-
This new project represents an allocation from the Council's operational discretion budget, for a large statement Christmas tree. A budget amendment will be forthcoming to re-allocate a portion of that budget to this capital expenditure line.						
Infrastructure		***1,467,859***	***4,331,375***	***2,863,516***	***66%***	***72,545***
Various	Roads	1,467,859	4,331,375	2,863,516	66%	72,545
There remain some budget timing variances within this item, with delivery behind schedule due to Dunsborough Townscape and Sugarloaf Road projects taking longer than planned. The $2.8M YTD variance includes: • $930k Bussell Highway (11199) – tender to be advertised February/ March • $591k Acton Park Road (12824) – scheduled to commence in April • $339k Queen Elizabeth Avenue (12838) – to be completed largely during the January and Easter school holidays • $276k Payne Road (12005) - scheduled to commence in February • $227k Chapman Hill Road (11989) – project complete						
Various	Car Parks	135,259	183,373	48,114	26%	12,552
Delivery of projects within this item are on track for completion this financial year. The tender for Carpark Hotel Site 2 is being advertised in January.						

Project Code	Project Code Description	Actual YTD $	Amended Budget YTD $	Variance YTD $	Variance YTD %	Change in Variance Current Month $
Various	Footpaths & Cycleways	18,899	751,217	732,318	97%	(54,036)
There remain some budget timing variances within this item. With delivery on schedule the $751k YTD variance includes: • $193k Causeway Road Shared Path (11986) – tender awarded to contractor • $127k Carey Street Footpath Construction (10742) – scheduled to commence in March • $100k Busselton CBD Footpath Renewal (10741) – scheduled to commence in May • $71k Arnup Drive Footpath Construction (10736) – completed in January • $70k Prince Regent Drive (12817) - scheduled to commence in May						
Parks, Gardens & Reserves		2,646,300	3,860,236	1,213,937	31%	(482,365)
This category comprises 107 projects with a combined budgeted value totalling $6.9m. There remain some budget timing variances within this item, with the $1.2M YTD variance including: • $583k Dunsborough Lakes Sporting Precinct (Stage 1) • $322k Sport Oval Lighting - Vasse Ovals (12849) • $100k Shade Sail Program (10967)						
Various	Waste Services Capital Works	579,996	187,330	(392,666)	(210%)	(27,978)
This variance is attributable to stage 2 of the lined landfill / cell development. The stage 2 budget totalling $1.950m was loaded into the month of June 2023. Expenditure to the end of December totals $557K. The budget timing will be adjusted on this project to align it to works, scheduled to be completed by the end of April 2023.						
10818	Jetty Capital Works	193,577	140,316	(53,261)	(38%)	(5,954)
This is a timing issue – a capital upgrade on two timber piles on the Jetty that was programmed for later in the year was brought forward due to earlier than expected approval from DPLH.						
Various	Drainage	99,079	337,492	238,413	71%	49,802
The City has four Drainage related capital projects planned for the year budgeted for $705K in total. All projects are currently in the planning phase. The budget will be adjusted to align to the schedule of works.						
Various	Regional Airport & Industrial Park Infrastructure	997,847	2,500	(995,347)	(39814%)	(745,340)
The Airfield Stage 2 account includes the public car park expenditure ($251K) and project expenses ($750K) - both are a timing issue compared to YTD budget allocations. It is expected that total actual expenditure for the year will come in very close to the budgeted full year amount for this area of $1.37M.						

10. Transfer to Restricted Assets

There is an YTD variance in transfers to Restricted Assets of $16.2M because there is no budget at all for this item. The transfers are not possible to predict, and are fully reconciled only at year end.

At the time of budgeting it is not possible to predict what grants, contributions or developer bonds will be received, and in what timeframe, nor when they will be spent and hence potentially transferred to Restricted Assets (or unspent portions thereof).

Transfers to restricted assets are offset by the incoming receipt, be it a grant, contribution, subsidy or even loan proceeds, so the net impact on the Net Current Position is always nil (once full reconciliation has occurred at year end).

YTD, loans of $8.5M were restricted for BPACC (following receipt of grant funds and the final tranche of borrowing), until utilized, as well as $5.9M in various government grants, plus $1.2M in Roadwork Bonds, $207K in BJTP deposits, and $393K in various other developer contributions, deposits and bonds.

11. Transfer from Restricted Assets

YTD, there has been $8.7M transferred from Restricted Assets into the Municipal Account. The transfers are usually not possible to predict, and are fully reconciled only at year end. This was attributable to $4.1M of the BPACC loan funding utilised, $3.9M of grant money for works completed and reconciled, $687K of Roadwork Bonds, and $13K of various other bonds and deposits returned or utilised.

12. Transfer from Reserves

YTD, there has been $1.1M more transferred from reserves than budgeted YTD, due to reconciliation of completed reserve funded works occurring earlier than forecast (usually done at year end), for some particularly large projects.

Investment Report

Pursuant to the Council's Investment Policy, a report is to be provided to the Council on a monthly basis, detailing the investment portfolio in terms of performance and counterparty percentage exposure of total portfolio. The report is also to provide details of investment income earned against budget, whilst confirming compliance of the portfolio with legislative and policy limits.

As at 31ST December 2022 the value of the City's invested funds decreased from $113.7M as at 30th November 2022 to $112.9M.

As at 31st December 2022 the 11AM (an intermediary account which offers immediate access to the funds compared to the term deposits) account balance is $7.0M, with no change from 30th November 2022.

As at 31st December 2022 the WATC (City Airport Redevelopment Account WA Treasury Commission) was reduced by $1.05M with the funds being restricted in Government Grants Liability.

During the month of December three term deposits totalling the amount of $9.0M matured. These were renewed for a further 121 days at 3.2% on average.

The official cash rate increased during the month of December by a further 0.25% from 2.85 % to 3.10%. Further increases are expected in the coming months further increasing the cash rate. This will result in higher interest earnings for the City, although future borrowings will incur higher rates also.

Borrowings Update

During the month the final tranche of the budgeted borrowings for the Saltwater construction project was drawn for $6.5M, with $805K paid off the principal and $351K in interest on existing loans. The attached Loan Schedule outlines the status of all existing loans YTD.

Chief Executive Officer – Corporate Credit Card

Details of transactions made on the Chief Executive Officer's corporate credit card during December 2022 are provided below to ensure there is appropriate oversight and awareness.

Date	Payee	Description	$ Amount
30/11/22	MAILCHIMP	ELECTRONIC NEWSLETTER	491.23
30/11/22	PEACE PIZZA	CATERING FOR LATE NIGHT WORK – DUNSBROUGH TOWNSCAPE UPGRADES	64.00
30/11/22	OCCYS DUNSBOROUGH	COUNCILLOR/SMG DISTRICT TOUR LUNCH	418.37
7/12/22	THE FIRE STATION BUSSELTON	COUNCIL DINNER	425.90
14/12/22	LA BOTANIC ALBANY	SYMPATHY FLOWERS	75.00
16/12/22	NICOLA'S RISTORANTE BUNBURY	SW CEO'S CHRISTMAS LUNCH	34.44
28/12/22	WEST AUSTRALIAN	DIGITAL SUBSCRIPTION	28.00
		TOTAL	**$2,019.80**

Donations & Contributions Received

During the month no non-infrastructure asset (bridges, roads, POS etc), donations or contributions were received.

Statutory Environment

Section 6.4 of the Act and Regulation 34 of the Regulations detail the form and manner in which a local government is to prepare financial activity statements.

Relevant Plans and Policies

There are no relevant plans or policies to consider in relation to this matter.

Financial Implications

Any financial implications are detailed within the context of this report.

Stakeholder Consultation

No external stakeholder consultation was required or undertaken in relation to this matter.

Risk Assessment

An assessment of the potential implications of implementing the officer recommendation has been undertaken using the City's risk management framework, with risks assessed taking into account any controls already in place. No risks of a medium or greater level have been identified.

Options

The Statements of Financial Activity are presented in accordance with Section 6.4 of the Act and Regulation 34 of the Regulations and are to be received by Council. Council may wish to make additional resolutions as a result of having received these reports.

CONCLUSION

As at 31st December 2022, the City's net current position stands at $28.4M. The City's financial performance is considered satisfactory, and cash reserves remain strong.

TIMELINE FOR IMPLEMENTATION OF OFFICER RECOMMENDATION

Not applicable.

City of Busselton
Loan Schedule - as at 31 December 2022

Purpose	Loan Number	Institut-ion	Budgeted Interest Rate	Term (Years)	Expiry	Actual Interest Rate	2022/23 Actual New Loans	2022/23 Actual Principal Repayments	2022/23 Balance of Principal Owing	2022/23 Actual Interest Repayments	Budget Principal 1 July 2022	2022/23 Budget New Loans	2022/23 Budget Principal Repayments	Budget Principal Outstanding 30 June 2023	2022/23 Budget Interest Repayments
			%			%	$	$	$	$	$	$	$	$	$
Council Loans															
Administration															
Civic and Administration Centre	207	WATC	4.51	20	Jun-34	4.51		400,660	12,194,383	281,772	12,595,043		810,406	11,784,637	554,459
Other Property and Services															
Lot 40 Vasse Highway	210	WATC	3.61	10	Dec-25	3.61			850,000	15,343	850,000		-	850,000	30,685
Recreation and Culture															
Geothermal Heating GLC	202	WATC	3.98	10	Jun-23	3.98		31,396	32,024	1,107	63,421		63,421	(0)	1,585
Busselton Foreshore	204	WATC	4.36	15	Jun-29	4.36		37,370	567,293	12,979	604,663		75,559	529,104	25,139
GLC Extensions	205	WATC	3.92	10	Jun-24	3.92		67,927	211,913	5,154	279,840		137,191	142,649	8,969
Busselton Foreshore	209	WATC	3.45	12	Jun-27	3.45		282,290	2,778,910	53,239	3,061,200		569,628	2,491,572	101,430
Busselton Foreshore	211	WATC	2.55	8	Oct-24	2.55		195,693	808,124	12,177	1,003,817		393,889	609,928	21,851
Busselton Foreshore Jetty Precinct	215	WATC	3.25	10	Apr-28	3.25		121,488	1,473,991	25,927	1,595,480		244,951	1,350,529	49,879
Tennis Club Facility	216	WATC	3.25	10	Apr-28	3.25		133,637	1,621,390	28,519	1,755,027		269,446	1,485,581	54,867
Lot 10 Commonage Road	217	WATC	3.25	10	Apr-28	3.25		77,753	943,354	16,593	1,021,107		156,769	864,338	31,923
Busselton Tennis Club	218	WATC	2.21	10	Jun-29	2.21		60,203	846,112	9,849	906,314		121,072	785,242	19,031
Performing Arts / Convention Centre	225	WATC	1.46	10	Dec-31	2.10		228,301	4,545,775	49,506	4,774,076		459,005	4,315,071	96,611
Performing Arts / Convention Centre	226	WATC	2.02	15	Dec-36	2.39		141,198	4,719,274	57,553	4,860,472		284,085	4,576,387	113,418
Performing Arts / Convention Centre	228	WATC	3.86	20	Jun-42	3.86		83,883	4,916,117	129,101	5,000,000		169,393	4,830,607	190,515
Performing Arts / Convention Centre	229	WATC	3.77	17	Jun-39	3.77		106,121	4,893,879	125,949	5,000,000		214,251	4,785,749	185,387
Performing Arts / Convention Centre	230	Unknown	3.25	20	Dec-42	4.42	6,500,000				-	6,500,000	175,426	6,324,574	157,020
Transport															
Airport Jet A1 Installation	206	WATC	3.92	10	Jun-24	3.92		19,812	61,808	1,503	81,620		40,014	41,606	2,616
Airport Freight Hub Stage 1	219	WATC	2.21	10	Jun-29	2.21		71,280	1,001,796	11,661	1,073,076		143,350	929,726	22,532
							6,500,000	**2,059,012**	**42,466,143**	**837,932**	**44,525,155**	**6,500,000**	**4,327,853**	**46,697,301**	**1,667,916**
Self-Supporting Loans															
Recreation and Culture															
Busselton Bowling Club	199	WATC	5.98		Dec-20	5.98			-		-			-	
Busselton Football and Sportsman's Club	208	WATC	2.93	10.25	Apr-25	2.93		1,559	8,146	136	9,705		3,141	6,564	250
Dunsborough and Districts Country Club	212	WATC	3.04	10	May-27	3.04		5,721	55,570	932	61,291		11,530	49,761	1,776
Geographe Bay Yacht Club	213	WATC	3.04	10	May-27	3.04		5,019	48,745	817	53,764		10,114	43,650	1,558
Dunsborough and Districts Country Club	214	WATC	3.19	10	Sep-27	3.19		5,434	59,343	1,033	64,777		10,955	53,822	1,980
Busselton Tennis Club	220	WATC	1.37	7	Sep-26	1.37		3,542	27,348	206	30,889		7,107	23,782	387
Busselton Hockey Club Stadium	221	WATC	1.31	10	Jun-30	1.31		2,172	34,345	236	36,517		4,358	32,158	457
Busselton Golf Club	222	WATC	1.45	10	Jun-31	1.45		5,205	94,499	714	99,703		10,447	89,256	1,390
Dunsborough Bay Yacht Club	223	WATC	2.77	5	Dec-26	1.57		2,432	20,155	172	22,587		4,883	17,704	325
Geographe Bay Yacht Club	224	WATC	2.77	10	Dec-31	2.42		2,251	45,525	571	47,776		4,530	43,246	1,114
Community Groups 22/23 $250K	New	Unknown	1.55	10	New				-		-	250,000	11,603	238,397	1,915
Economic Services															
MRBTA - Ancient Lands Discovery Park	227	WATC	2.77	10	Mar-32	2.77		55,021	1,167,752	16,753	1,222,773		110,808	1,111,965	32,742
							-	**88,356**	**1,561,426**	**21,570**	**1,649,782**	**250,000**	**189,475**	**1,710,307**	**43,895**
Total - Council and Self-supporting Loans							**6,500,000**	**2,147,368**	**44,027,569**	**859,502**	**46,174,937**	**6,750,000**	**4,517,329**	**48,407,608**	**1,711,811**

City of Busselton
Geographe Bay

CITY OF BUSSELTON - INVESTMENT PERFORMANCE REPORT
For the month of December 2022

City of Busselton
Geographe Bay

11am Bank Account — As at 31 December 2022

INSTITUTION	RATE	AMOUNT
ANZ 11am At Call Deposit	3.00%	$ 7,000,000

Term Deposits - Miscellaneous Funds — As at 31 December 2022

INSTITUTION	RATING	DAYS	MATURITY	RATE	AMOUNT
ANZ	AA	247	16-Jan-23	2.03%	$ 3,500,000
WBC	AA	245	22-Feb-23	2.55%	$ 1,500,000
WBC	AA	212	17-Jun-23	4.20%	$ 1,500,000
Bendigo	BBB	180	22-Mar-23	3.80%	$ 3,000,000
WBC	AA	212	06-Mar-23	3.46%	$ 5,000,000
NAB	AA	180	19-Jun-23	4.25%	$ 4,000,000
NAB	AA	211	27-Jan-23	3.10%	$ 2,000,000
WBC	AA	243	24-Apr-23	3.74%	$ 3,000,000
WBC	AA	215	24-Feb-23	3.47%	$ 2,000,000
WBC	AA	212	29-Apr-23	4.33%	$ 4,000,000
NAB	AA	180	15-Mar-23	3.80%	$ 4,000,000
ANZ	AA	90	25-Mar-23	2.23%	$ 3,000,000
ANZ	AA	212	25-May-23	3.59%	$ 2,000,000
ANZ	AA	212	26-Mar-23	2.63%	$ 4,000,000
WBC	AA	215	10-Feb-23	2.58%	$ 4,000,000
NAB	AA	181	03-Apr-23	4.05%	$ 3,000,000
NAB	AA	181	29-May-23	4.10%	$ 3,000,000
NAB	AA	210	27-Feb-23	3.29%	$ 4,000,000
ANZ	AA	90	10-Mar-23	3.13%	$ 2,000,000
ANZ	AA	215	10-Feb-23	2.46%	$ 3,000,000
CBA	AA	211	28-Apr-23	4.10%	$ 5,000,000
MeBank	BBB	182	24-Apr-23	4.20%	$ 2,000,000
BoQ	BBB	181	02-May-23	4.20%	$ 2,000,000
BoQ	BBB	181	30-May-23	4.15%	$ 2,000,000
ANZ	AA	214	29-Jan-23	2.44%	$ 4,000,000
ANZ	AA	181	29-May-23	3.82%	$ 2,000,000
CBA	AA	239	28-Jun-23	4.19%	$ 3,000,000
WBC	AA	212	20-Apr-23	4.14%	$ 4,000,000
WBC	AA	242	20-May-23	4.22%	$ 4,000,000
WBC	AA	273	20-Jun-23	4.30%	$ 4,000,000
CBA	AA	272	19-Jun-23	4.11%	$ 5,000,000
CBA	AA	240	18-May-23	4.04%	$ 5,000,000
			Total of Term Deposits		**103,500,000.00**
			Weighted Average Annual Rate of Return		**3.60%**

Airport Redevelopment Funds — As at 31 December 2022

WA Treasury Corp. - Overnight Cash Deposit Facility				3.05%	$ 603,493
			Total of Airport Redevelopment Funds - WATC		$ 603,493
					Nil
			Total of Airport Redevelopment Funds - Bank Term Deposits		$0
ANZ Cash Account	AA	NA	NA	3.00%	$ 784,422
			Total of Airport Redevelopment Funds - Other		$ 784,422
			Total of Airport Redevelopment Funds		**$ 1,387,915**
			Interest Received 2015/16		$ 609,666
			Interest Received 2016/17		$ 1,158,623
$ 1,217,057.77			Interest Received 2017/18		$ 631,835
			Interest Received 2018/19		$ 121,836
			Interest Received 2019/20		$ 43,093
			Interest Received 2020/21		$ 2,267
			Interest Received 2021/22		$ 1,626
			Interest Received 2022/23		$ 24,001
			Interest Accrued but not yet Received		$ 12,026
			Total Interest Airport Funds (Non-Reserve) at month's end		**$ 2,604,973**
			Interest Transferred out and held in City Reserve Account 136		$ 1,085,630
			Interest Transferred out to Municipal Funds		$ 33,418
			Interest Earnt (incl. Accrued) on Funds Held in City Reserve A/c 136		$ 95,000

(Note: Funds held with the WATC are in accordance with the Airport Redevelopment Funding Contract and the Foreshore Development Contract and are not held within the requirements of the City's Investment Policy 218)

SUMMARY OF ALL INVESTMENTS HELD	As at 1 year ago	As at 30 June 2022	As at 31 December 2022
11am Bank Account	$ 4,000,000	$ 11,500,000	$ 7,000,000
11am Bank Account Interest - not yet fully processed	$ 85,501,572	$ -	$ -
Term Deposits - Misc. Funds	$ -	$ 81,500,000	$ 103,500,000
Term Deposit Interest - not yet fully processed	$ 1,639,393	$ -	$ -
Airport Redevelopment - WATC Deposits	$ -	$ 1,640,116	$ 603,493
Airport Redevelopment - ANZ Cash A/c	$ 784,422	$ 784,422	$ 784,422
Total of all Investments Held	$ 91,925,387	$ 95,424,539	$ 111,887,915
TOTAL INTEREST RECEIVED AND ACCRUED	**$ 104,941**	**$ 319,405**	**$ 1,144,932**
INTEREST BUDGET	**$ 117,438**	**$ 200,000**	**$ 826,679**

(Note: Interest figures relate to City general funds only and does not include interest allocated to specific areas such as the Airport Redevelopment)

Statement of Compliance with Council's Investment Policy 218

1. All funds are to be invested within legislative limits.	**Fully Compliant**
2. All individual funds held within the portfolio are not to exceed a set percentage of the total portfolio value.	**Fully Compliant**
3. The amount invested based upon the Fund's Rating is not to exceed the set percentages of the total portfolio.	**Fully Compliant**
4. The amount invested based upon the Investment Horizon is not to exceed the set percentages of the total portfolio.	**Fully Compliant**

Investment Graphs

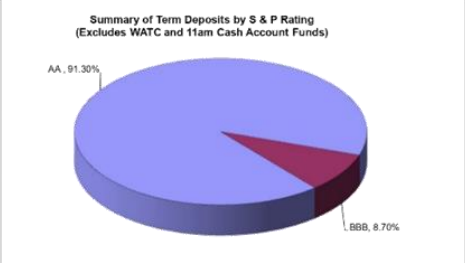

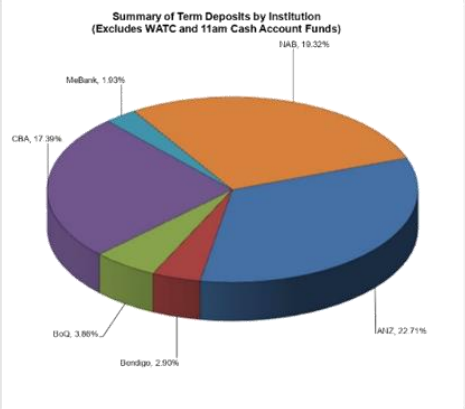

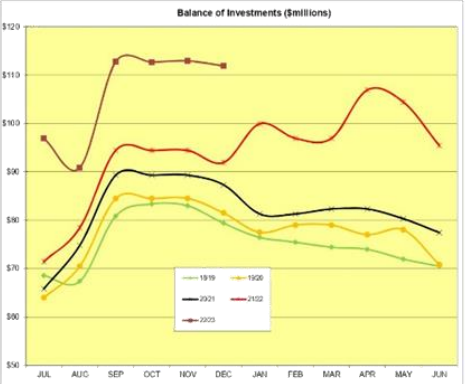

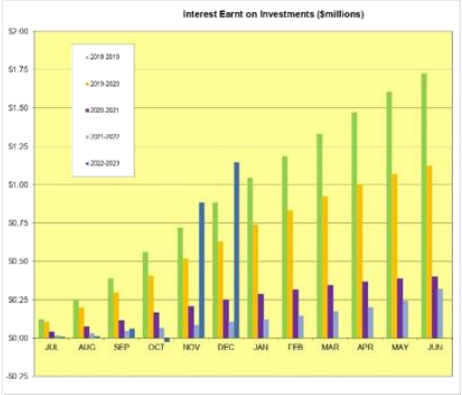

City of Busselton

Statement of Financial Activity

Year to Date As At 31 December 2022

	2022/2023 Actual YTD	2022/2023 Amended Budget YTD	2022/2023 Original Budget YTD	2022/2023 Amended Budget	2022/2023 Original Budget	2022/23 YTD Bud (A) Variance
	$	$	$	$	$	%
Revenue from Ordinary Activities						
Rates	57,167,409	57,001,301	57,001,301	57,741,408	57,741,408	0.29%
Operating Grants, Subsidies and Contributions	1,819,596	1,161,896	1,477,887	3,432,638	3,432,638	56.61%
Fees & Charges	14,661,043	11,528,865	11,528,865	19,894,021	19,894,021	27.17%
Other Revenue	256,880	178,632	178,632	351,906	351,906	43.80%
Interest Earnings	1,850,449	1,085,732	1,085,732	2,019,250	2,019,250	70.43%
Gain on Sale of Non-Current Asset	0	0	0	0	0	100.00%
Fair Value Adjustment to Assets	0	0	0	0	0	100.00%
	75,755,376	**70,956,425**	**71,272,417**	**83,439,223**	**83,439,223**	**6.76%**
Expenses from Ordinary Activities						
Employee Costs	(17,810,267)	(16,403,961)	(16,366,694)	(36,307,918)	(36,307,918)	-8.57%
Materials & Contracts	(8,915,349)	(5,962,236)	(5,662,373)	(22,222,577)	(22,164,077)	-49.53%
Utilities (Gas, Electricity, Water etc)	(1,253,145)	(1,097,128)	(1,097,128)	(2,876,680)	(2,876,680)	-14.22%
Depreciation on non current assets	(12,992,085)	(13,832,717)	(13,832,717)	(27,439,900)	(27,439,900)	6.08%
Insurance Expenses	(869,528)	(636,226)	(636,226)	(652,369)	(652,369)	-36.67%
Other Expenditure	(1,347,176)	(1,473,914)	(1,106,090)	(7,677,546)	(7,677,546)	8.60%
Allocations	800,114	1,052,963	1,052,963	2,132,924	2,132,924	24.01%
	(42,387,436)	**(38,353,219)**	**(37,648,265)**	**(95,044,066)**	**(94,985,566)**	**-10.52%**
Borrowings Cost Expense						
Interest Expenses	(769,109)	(848,319)	(848,319)	(1,722,673)	(1,722,673)	9.34%
	(769,109)	**(848,319)**	**(848,319)**	**(1,722,673)**	**(1,722,673)**	**9.34%**
Non-Operating Grants, Subsidies and Contributions	3,931,966	594,396	594,396	31,932,301	31,102,583	561.51%
Profit on Asset Disposals	0	1,251	1,251	23,632	23,632	-100.00%
Loss on Asset Disposals	0	(17,919)	(17,919)	(45,550)	(45,550)	100.00%
	3,931,966	**577,728**	**577,728**	**31,910,383**	**31,080,665**	**580.59%**
Net Result	**36,530,798**	**32,332,615**	**33,353,561**	**18,582,867**	**17,811,649**	**12.98%**
Adjustments for Non-cash Revenue & Expenditure						
Depreciation	12,992,085	13,832,717	13,832,717	27,439,900	27,439,900	
Donated Assets	0	0	0	(5,740,000)	(5,740,000)	
(Profit)/Loss on Sale of Assets	0	16,667	16,667	21,918	21,918	
Allocations & Other Adjustments	(242,550)	0	0	0	0	
Deferred Pensioner Movements (Non-current)	(42,243)	0	0	0	0	
Recording of Employee Benefit and Other Provisions (NC)	0	0	0	0	0	
Deposit & Bonds Movements (cash backed NC)	684,717	0	0	0	0	
Future Obligations Net Movements (NC)	2,734,753	0	0	0	0	
Fair value and Gain on Sale Adjustment	0	0	0	0	0	
Capital Revenue & (Expenditure)						
Land & Buildings	(7,559,393)	(8,413,190)	(8,442,802)	(40,350,690)	(40,359,914)	10.15%
Plant & Equipment	(776,859)	(17,273)	(17,273)	(3,711,873)	(2,451,873)	-4397.53%
Furniture & Equipment	(474,917)	(463,573)	(463,573)	(1,088,664)	(1,048,664)	-2.45%
Infrastructure	(6,138,814)	(9,793,839)	(10,460,296)	(24,281,521)	(22,600,157)	37.32%
Proceeds from Sale of Assets	0	135,352	135,352	613,452	613,452	-100.00%
Proceeds from New Loans	6,500,000	0	0	6,750,000	6,750,000	100.00%
Self Supporting Loans - Repayment of Principal	88,356	88,356	88,356	189,476	189,476	0.00%
Total Loan Repayments - Principal	(2,147,368)	(2,205,371)	(2,205,371)	(4,517,329)	(4,517,329)	2.63%
Repayment Capital Lease	(213,351)	(208,824)	(208,824)	(250,974)	(250,974)	-2.17%
Advances to Community Groups	0	0	0	(250,000)	(250,000)	0.00%
Transfer to Restricted Assets	(16,208,317)	0	0	0	0	-100.00%
Transfer from Restricted Assets	8,740,957	0	0	12,811,794	12,811,794	100.00%
Transfer to Reserves	(9,753,876)	(9,515,790)	(9,515,790)	(24,477,257)	(24,477,257)	-2.50%
Transfer from Reserves	3,190,034	2,125,441	2,125,441	38,235,518	35,886,464	50.09%
Opening Funds Surplus/ (Deficit)	507,353	507,353	507,353	507,353	507,353	
Net Current Position - Surplus / (Deficit)	**28,411,366**	**18,420,641**	**18,745,518**	**483,970**	**335,838**	

City of Busselton

Net Current Position

Year to Date As At 31 December 2022

	2022/23 Actual	2022/23 Amended Budget	2022/23 Original Budget	2021/22 Actual
	$	$	$	$
NET CURRENT ASSETS				
CURRENT ASSETS				
Cash - Unrestricted	11,952,599	207,657	59,525	0
Cash - Restricted	111,991,414	71,390,158	73,739,212	97,960,213
Sundry Debtors	1,726,801	2,779,261	2,779,261	4,245,922
Rates Outstanding - General	16,196,380	120,739	120,739	120,738
Stock on Hand	926,708	900,000	900,000	935,800
	142,793,902	**75,397,815**	**77,598,737**	**103,262,673**
LESS: CURRENT LIABILITIES				
Bank Overdraft	0	0	0	304,759
Sundry Creditors	2,391,123	3,523,687	3,523,687	4,490,348
Obligations Liability (C)	2,734,753	2,800,000	2,800,000	2,999,485
Performance Bonds	4,754,155	4,069,438	4,069,438	4,069,438
	9,880,030	**10,393,125**	**10,393,125**	**11,864,030**
Current Position (inclusive of Restricted Funds)	132,913,872	65,004,690	67,205,612	91,398,643
Add: Cash Backed Obligations Liability (C)	2,734,753	2,800,000	2,800,000	2,999,485
Add: Cash Backed Liabilities (Deposits & Bonds)	4,754,155	4,069,438	4,069,438	4,069,438
Less: Cash - Restricted Funds	(111,991,414)	(71,390,158)	(73,739,212)	(97,960,213)
NET CURRENT ASSET POSITION	**28,411,366**	**483,970**	**335,838**	**507,353**

City of Busselton
Capital Acquisition & Construction Report
For Period Ended 31 December 2022

Project Code	Project Description	Actual YTD	Amended Budget YTD	Original Budget YTD	Amended Budget	Budget Original
		$	$	$	$	$
Land						
12847	Purchase Sues Road(C)	-	-	-	500,000	500,000
12936	Property Services Administration(C)	-	-	-	50,000	50,000
		-	-	-	550,000	550,000
Buildings						
Aged Housing						
12231	Aged Housing Capital Improvements - Harris Road(C)	7,089	-	-	12,608	12,608
12233	Aged Housing Capital Improvements - Winderlup(C)	70,485	-	-	25,215	25,215
12234	Aged Housing Capital Improvements - Winderlup Court (City(C)	24,420	49,000	49,000	49,000	49,000
		101,994	49,000	49,000	86,823	86,823
Saltwater						
10024	Performing Arts Convention Centre(C)	1,316	-	-	-	-
12471	BPACC - Construction(C)	6,119,752	5,726,952	5,726,952	11,453,899	11,453,899
12652	BPACC - Design of Structure / Professional Fees(C)	303,315	49,350	49,350	98,700	98,700
12779	BPACC - Contingency (C)	291,252	-	-	-	-
12780	BPACC - Landscaping (C)	472	-	-	-	-
12782	BPACC - Utility Costs (C)	16,313	-	-	-	-
12783	BPACC - IT Hardware & Software (C)	42,766	-	-	-	-
12916	BPACC - Construction(C)	-	-	-	550,000	550,000
12917	BPACC - Loose Furniture & Fittings(C)	982	-	-	250,000	250,000
12918	BPACC - Construction(C)	-	-	-	1,642,703	1,642,703
12919	BPACC - Construction - Funded Federal Government Grant(C)	-	-	-	2,799,000	2,799,000
12920	BPACC - Construction - Funded Loan(C)	-	-	-	6,500,000	6,500,000
12921	BPACC - Construction - Funded RA Unspent Loans(C)	-	-	-	7,187,000	7,187,000
12922	BPACC - Contingency - Funded RA Unspent Loans(C)	-	-	-	2,000,000	2,000,000
12923	BPACC - Design of Structure / Professional Fees - Funded (C)	-	-	-	670,000	670,000
12924	BPACC - Utility Costs - Funded RA Unspent Loans(C)	-	-	-	143,000	143,000
12925	BPACC - Construction - Funded Grant Community Program Pha(C)	-	-	-	1,923,000	1,923,000
12926	BPACC - Construction - Funded RIO Sponsorship(C)	-	-	-	250,000	250,000
12927	BPACC - Construction - Funded Building Asset Renewal Rese(C)	-	-	-	130,000	130,000
12928	BPACC - IT Hardware & Software - Funded Corporate IT Syst(C)	-	-	-	75,000	75,000
12929	BPACC - Landscaping - Funded Parks, Gardens & Reserve Res(C)	-	-	-	500,000	500,000
		6,776,168	5,776,302	5,776,302	36,172,302	36,172,302
10016	Civic and Administration Centre Minor Upgrades(C)	3,300	17,500	17,500	35,000	35,000
10585	BMRA Hangars(C)	-	303,790	303,790	303,790	303,790
10589	Airport Construction, Existing Terminal Upgrade(C)	260,199	-	-	287,000	287,000
10622	Bovell Construction of Change rooms(C)	49,451	72,394	72,394	72,394	72,394
10642	Dunsborough Lakes Sporting Precinct-Pavilion/Changeroom F(C)	11,652	1,284,775	1,284,775	1,284,775	1,284,775
10688	Depot Washdown Facility Upgrades(C)	-	76,700	76,700	76,700	76,700
10788	GLC Building Improvements(C)	51,679	306,619	306,619	423,934	423,934
10789	GLC CCTV Installation(C)	-	-	25,000	-	50,000
10972	Churchill Park Renew Sports Lights(C)	215,392	188,252	188,252	188,252	188,252
12331	Smiths Beach New Public Toilet(C)	318	-	-	-	-
12400	Art Geo(C)	211	-	-	-	-
12429	Busselton Waste Transfer Station - Buildings(C)	811	-	-	-	-
12435	Dunsborough Youth Centre Building Construction(C)	43,973	36,147	36,147	36,147	36,147
12440	Energy Efficiency Initiatives (Various Buildings) (C)	31,814	79,258	79,258	133,234	133,234
12456	Bsn Jetty Tourist Park Home(C)	473	-	-	-	-
12457	Busselton Jetty Tourist Park Upgrade(C)	-	45,686	45,686	45,686	45,686
12510	Foreshore East-Youth Precinct Community Youth Building/SL(C)	196	-	-	-	-
12789	Busselton Library -Lighting Improvements(C)	1,689	-	4,612	-	9,224
12791	Naturaliste Community Centre Fire Indicator Panel Renewal(C)	4,965	15,000	15,000	30,000	30,000
12792	Dunsborough Hall - Asbestos Management Allocation (C)	205	8,500	8,500	17,000	17,000
12793	Bunker Bay Ablution - Improvments(C)	-	8,500	8,500	17,000	17,000
12795	Busselton Depot CCTV & Electronic Gate(C)	-	27,500	27,500	105,000	55,000
12796	Depot Training Room - Roof Renewal(C)	-	5,300	5,300	10,600	10,600
12797	Dunsborough Hall Renewals(C)	68	13,373	13,373	26,746	26,746
12798	High Street Hall (C)	-	3,000	3,000	6,000	6,000
12800	Old Courthouse and Jail Cells (C)	-	30,500	30,500	61,000	61,000
12801	Old Police Quarters - Roof Renewal(C)	-	30,000	30,000	60,000	60,000
12803	Seymour Park Toilets(C)	-	2,700	2,700	5,400	5,400
12804	Airport Terminal Building(C)	4,836	15,894	15,894	31,787	31,787
12868	Busselton Jetty Tourist Park - Replace Cabin 2 (C)	-	-	-	205,000	205,000
12869	Busselton Jetty Tourist Park - Renewal Works Park 1 Ablut(C)	-	-	-	46,120	46,120
12942	Asbestos Removal & Replacement(C)	-	16,500	16,500	33,000	33,000
		7,559,393	8,413,190	8,442,802	39,800,690	39,809,914
Plant and Equipment						
10700	Dunsborough Cemetery(C)	10,073	17,273	17,273	17,273	17,273
12870	Busselton Jetty Tourist Park- Replace Holden Colorado 4x4(C)	-	-	-	35,000	35,000
12871	Busselton Jetty Tourist Park - Replace Stihl FS110 Brushc(C)	-	-	-	1,000	1,000
12872	Busselton Jetty Tourist Park - Battery Powered Mule(C)	-	-	-	35,000	35,000
12879	Plant Purchases (P11) - Spit water heavy duty high pressu(C)	-	-	-	14,000	14,000
12880	Plant Purchases (P11) - Water Tank 4,500 LT with Pump & (C)	-	-	-	15,000	15,000
12881	Plant Purchases (P11) - HINO FD1024 Beavertail Truck (tur(C)	-	-	-	110,000	110,000

City of Busselton
Capital Acquisition & Construction Report
For Period Ended 31 December 2022

Project Code	Project Description	Actual YTD	Amended Budget YTD	Original Budget YTD	Amended Budget	Budget Original
		$	$	$	$	$
12882	Plant Purchases (P11) - Isuzu NPR65-190 Single Cab (Turf (C)	-	-	-	90,000	90,000
12883	Plant Purchases (P11) - Kubota F3690 Outfront Mower (C)	-	-	-	33,000	33,000
12884	Plant Purchases (P11) - Kubota F3690 Outfront Mower (C)	-	-	-	33,000	33,000
12885	Plant Purchases (P11) - Kubota F3690 Outfront Mower (C)	-	-	-	33,000	33,000
12886	Plant Purchases (P11) - Brush / Tree Chipper(C)	-	-	-	100,000	100,000
12887	Plant Purchases (P11) - Redexim Easyspread 1600 Sand Spre(C)	-	-	-	20,000	20,000
12888	Plant Purchases (P12) - HINO FS2848 Tipper Truck (Constr/(C)	-	-	-	230,000	230,000
12889	Plant Purchases (P12) - Speed Display/VMB single axle tra(C)	-	-	-	25,000	25,000
12890	Plant Purchases (P12) - Caterpillar CS56 Rollwe (Constru(C)	-	-	-	180,000	180,000
12891	Plant Purchases (P12) - Ditchwitch Cable Locator(C)	-	-	-	8,000	8,000
12892	Plant Purchases (P12) - ISUZU FVZ1400 Tipper Truck (Const(C)	-	-	-	230,000	230,000
12893	Planning and Development Services - Replacement Complianc(C)	43,000	-	-	41,000	41,000
12894	Plan and Dev - Replacement Comp - Nissan X-trail(C)	-	-	-	35,000	35,000
12895	Engineering and Works Services - Replacement Asset Manage(C)	-	-	-	35,000	35,000
12896	Engineering and Works Services - Replacement Building Fac(C)	-	-	-	42,000	42,000
12897	Engineering and Works Services - Replacement Isuzu D-Max (C)	-	-	-	42,000	42,000
12898	Engineering and Works Services - Replacement Mitsubishi G(C)	-	-	-	42,000	42,000
12899	Engineering and Works Services - Replacement Isuzu D-Max (C)	-	-	-	42,000	42,000
12900	Engineering and Works Services - Replacement Toyota Hilux(C)	-	-	-	42,000	42,000
12901	Engineering and Works Services - Replacement Toyota Hilux(C)	-	-	-	42,000	42,000
12902	Finance and Corporate Services - Replacement Manager Gove(C)	-	-	-	40,000	40,000
12903	Finance and Corporate Services - Replacement IT Coordinat(C)	-	-	-	35,000	35,000
12904	Plant Purchases (P11) - Minor Plant (Capital)(C)	-	-	-	20,000	20,000
12905	Plant Purchases (P11) - Minor Plant (Non-Capital)(C)	-	-	-	40,000	40,000
12906	Plant Purchases (P12) - Minor Plant (Capital)(C)	-	-	-	15,000	15,000
12907	Plant Purchases (P12) - Minor Plant (Non-Capital)(C)	-	-	-	15,000	15,000
12908	Transport - Workshop - Minor Plant(C)	-	-	-	10,000	10,000
12909	Busselton Jetty - Replacement Stihl MS381 Chainsaw(C)	-	-	-	2,000	2,000
12910	Busselton Jetty - Replacement Honda EU20 Generator (Jetty(C)	-	-	-	3,000	3,000
12911	Waste Management - Replacement of Volvo FE320 6x4 Dual Co(C)	-	-	-	440,000	440,000
12912	Waste Management - Plant Replacement Grab bucket and atta(C)	-	-	-	30,000	30,000
12913	Waste Management - Plant Replacement Trailer for bin clea(C)	8,045	-	-	20,000	20,000
12914	Waste Management - Plant Replacement Minor (Capital)(C)	-	-	-	10,000	10,000
12915	Waste Management - Plant Replacement Minor (Non Capital)(C)	-	-	-	10,000	10,000
12930	Airport Operations - Replacement Ute - Airport Operations(C)	-	-	-	35,000	35,000
12931	Airport Operations - Replacement Deutz/able 75KVA Generat(C)	-	-	-	25,000	25,000
12932	Airport Operations - Replacement Toro Groundmaster 7200 M(C)	-	-	-	30,000	30,000
12933	Airport Operations - Replacement Stihl FS94R CE Brushcutt(C)	-	-	-	700	700
12934	Airport Operations - Replacement Bar Pertol 3000PSI Press(C)	-	-	-	1,500	1,500
12935	Airport Operations - Replacement Blower(C)	-	-	-	400	400
12948	Environmental Health Serv Admin-Health Ute(C)	-	-	-	42,000	42,000
14727	Baggage handling system injector belt(C)	-	-	-	55,000	55,000
14753	FLOODRITE 10,000L WATER TANK (CONST) REPL.P198111(C)	40,270	-	-	-	-
14763	FORD ESCAPE ST LINE 2WD (FLEET COOR) Repl.P194126(C)	34,128	-	-	-	-
14765	MITSUBISHI PAJERO SPORT 4X4 SUV REP P196110(C)	39,931	-	-	-	-
14766	NISSAN X-TRAIL AWD (EVENTS COORD) REP P192024(C)	36,642	-	-	-	-
14767	TOYOTA HILUX 4WD DUAL CAB UTILITY (RANGER SER)RepP196102(C)	53,364	-	-	-	-
14768	TOYOTA HILUX SR 4X4 DUAL CAB U (G STEWART) REPL.P196098(C)	49,508	-	-	-	-
14770	VOLVO FE320 6X4 RUBBISH COMPA Repl. P166020(C)	426,679	-	-	-	-
14805	TOYOTA RAV4 HYBRID 4X2 SUV (REP P194120)(C)	35,217	-	-	-	-
14818	Wheeled 20t excavator Inc. Accessories(C)	-	-	-	485,000	-
14819	Positrak (Cat 299) with Accessories (C)	-	-	-	250,000	-
14820	Trailer for Towing Positrak & Traffic Lights(C)	-	-	-	40,000	-
14821	Trailer Traffic Lights x 2 (and Sign Cones)(C)	-	-	-	45,000	-
14823	Bin Truck Replacement (Side Arm)(C)	-	-	-	440,000	-
		776,859	17,273	17,273	3,711,873	2,451,873
Furniture and Equipment						
10965	P&E - P&G Smart Technologies(C)	507	-	-	100,000	100,000
12876	ICT Services - Equipment & Software Purchases(C)	279,368	219,845	219,845	594,845	594,845
12878	Naturaliste Community Centre (NCC) - Purchase Office Furn(C)	-	-	-	20,000	20,000
12937	Community Resource Centre(C)	3,993	-	-	20,000	20,000
12938	YCAB (Youth Precinct Foreshore)(C)	-	-	-	5,091	5,091
12939	Administration Building- 2-16 Southern Drive(C)	3,550	-	-	15,000	15,000
12940	Depot Building-Busselton((C)	-	-	-	50,000	50,000
14729	Events Furniture & Equipment(C)	108,000	200,000	200,000	200,000	200,000
14730	Geographe Leisure Centre Fitness Equipment(C)	-	18,160	18,160	18,160	18,160
14731	Cultural Planning Furniture & Equipment(C)	40,578	25,568	25,568	25,568	25,568
14764	Christmas Decorations (C)	39,870	-	-	-	-
14824	Barnard Park New Hot Water System(C)	-	-	-	40,000	-
	Variance between PJ & GL	- 950				
		474,917	463,573	463,573	1,088,664	1,048,664
Roads Infrastructure ***						
10610	Forth Street Groyne Carpark - Formalise and Seal(C)	24,271	-	-	-	-
10673	Peel & Queen Street Roundabout Service Relocation(C)	543	19,941	19,941	19,941	19,941
10760	Barnard Park East Foreshore Stage 2 Capital Works(C)	-	-	-	-	-
11135	Carey Street - Asphalt Overlay & Kerb(C)	356	-	-	-	-

City of Busselton
Capital Acquisition & Construction Report
For Period Ended 31 December 2022

Project Code	Project Description	Actual YTD	Amended Budget YTD	Original Budget YTD	Amended Budget	Budget Original
		$	$	$	$	$
11145	Sayers Street Asphalt Overlay(C)	-	-	-	-	-
11149	Barracks Drive Spray Seal(C)	-	-	-	-	-
11150	Causeway Road - Molloy Street Intersection(C)	-	-	-	-	-
11151	Chapman Crescent Spray Seal(C)	1,373	-	-	-	-
11152	Donnelly Court Reseal(C)	180	-	-	-	-
11186	Jacka Road Resheet(C)	-	-	-	-	-
11193	Wilyabrup Road Resheet(C)	42,869	65,000	65,000	130,000	130,000
11199	Bussell Highway(C)	24,793	955,145	955,145	1,330,145	1,330,145
11204	Eastern Link - Busselton Traffic Study(C)	1,200	-	-	-	-
11207	Georgette Street Reconstruction(C)	-	-	-	-	-
11210	Ludlow-Hithergreen Stage 2 Reconstruct & Widen(C)	-	-	-	-	-
11980	Boallia Road Reconstruct and Widen(C)	-	-	-	-	-
11982	Cape Naturaliste Road - School Warden Crossing Upgrade(C)	249	-	-	-	-
11985	Causeway Road Duplication(C)	415	-	-	-	-
11987	Caves Road - Median Crossing(C)	-	17,960	17,960	17,960	17,960
11989	Chapman Hill Road(C)	154,394	381,951	381,951	381,951	381,951
11991	Commonage & Hayes Road instersection Safety works(C)	-	38,951	38,951	38,951	38,951
11996	Geographe Bay Road Quindalup(C)	-	-	-	-	-
11997	Gifford Road Reconstruction(C)	28,845	111,053	111,053	111,053	111,053
11998	Kaloorup Road(C)	60,730	79,690	79,690	79,690	79,690
11999	Kaloorup Road - Reconstruct and Seal Shoulders(C)	-	25,472	25,472	25,472	25,472
12000	Kaloorup Road (Stage 1)(C)	1,322	69,412	69,412	69,412	69,412
12005	Payne Road(C)	8,772	285,000	285,000	570,000	570,000
12006	Piggot Road - Second Coat Seal(C)	-	-	-	-	-
12007	Rendezvous Road Spray Seals(C)	7,772	-	75,000	-	150,000
12008	Road Safety Signage Infrastructure(C)	15,231	-	-	-	-
12009	Seascape Rise - Road Safety Upgrade(C)	3,400	-	-	-	-
12010	Sugarloaf Road(C)	743,786	751,509	751,509	751,509	751,509
12012	Wildwood Road(C)	232,672	-	-	540,000	-
12013	Wonnerup South Road(C)	88	-	-	-	-
12018	Yoongarillup Road - Second Coat Seal(C)	-	-	-	-	-
12444	Queen Street Upgrade - Duchess to Kent Street(C)	-	-	-	-	-
12446	Dunsborough Road Access Improvements Stage 1(C)	1,575	-	-	-	-
12570	O'Byrne Road(C)	64	-	-	-	-
12574	Cape Naturaliste Road(C)	790	-	-	-	-
12575	Smiths Beach Rd asphalt overlay between slk 0.22-0.62(C)	-	-	-	-	-
12591	Yoongarillup Road - Reconstruct Intersection at Vasse H/W(C)	-	-	-	-	-
12592	Eastern Link Shared Path & Environmental Offsets(C)	282	-	-	-	-
12602	Gale Street(C)	647	-	-	-	-
12603	Harris Road(C)	1,033	-	-	-	-
12604	Lindberg Road(C)	-	-	-	-	-
12605	Queen Elizabeth Avenue(C)	-	-	-	-	-
12606	Quininup Road(C)	-	-	-	-	-
12607	Wilyabrup Road(C)	470	-	-	-	-
12609	Geographe Bay Road - Gifford Road to Elmore Road(C)	291	-	-	-	-
12611	North Jindong Road(C)	3,220	-	-	770,000	-
12617	Bussell Highway - Norman Road Broadwater Intersection(C)	41	-	-	-	-
12620	Jasper Road(C)	713	-	-	-	-
12643	Vasse Yallingup Siding Road(C)	62	-	-	-	-
12645	Marine Terrace(C)	7,408	-	-	-	-
12672	Chapman Hill Road(C)	-	-	-	-	-
12676	Barracks Drive Reseal and Reconstruction(C)	-	-	-	-	-
12677	Cook Street Reseal(C)	69	-	-	-	-
12695	Kent Street(C)	744	-	-	-	-
12739	Tuart Drive(C)	-	-	-	-	-
12823	Ludlow-Hithergreen Second Coat Seal (C)	-	15,000	15,000	30,000	30,000
12824	Acton Park Road(C)	389	591,500	591,500	1,183,000	1,183,000
12825	Farquar Road Resheet(C)	48,386	37,500	37,500	75,000	75,000
12826	Glendon Road Resheet(C)	20,306	14,673	14,673	29,347	29,347
12827	Commonage Road(C)	800	140,000	140,000	280,000	280,000
12835	Ludlow-Hithergreen Road(C)	-	165,000	165,000	330,000	330,000
12836	Metricup(C)	6,091	60,000	60,000	120,000	120,000
12837	Pre-emptive Design Works (C)	14,908	25,000	25,000	50,000	50,000
12838	Queen Elizabeth Avenue(C)	5,264	345,000	345,000	690,000	690,000
12839	Seista Park Road(C)	-	-	99,000	-	198,000
12840	Sheens Road Apron(C)	-	4,000	4,000	8,000	8,000
12841	Strelly Street (C)	-	30,000	30,000	60,000	60,000
12842	Nuttman Road (C)	-	27,617	27,617	55,235	55,235
12851	Bussell Highway(C)	1,045	75,000	75,000	150,000	150,000
14817	Road Access Seal - Busselton Animal care facility(C)	-	-	-	50,000	-
		1,467,859	4,331,375	4,505,375	7,946,666	6,934,666
Bridges Infrastructure ***						
12377	Gale Road Bridge 3408A(C)	-	-	-	90,000	90,000
12379	Roy Road - Bridge Construction - Bridge 3373A(C)	-	-	-	87,000	87,000
12545	Layman Road Bridge - 3438(C)	-	-	-	234,000	234,000
		-	-	-	411,000	411,000

City of Busselton
Capital Acquisition & Construction Report
For Period Ended 31 December 2022

Project Code	Project Description	Actual YTD	Amended Budget YTD	Original Budget YTD	Amended Budget	Budget Original
		$	$	$	$	$
Car Parks Infrastructure ***						
10606	Dunsborough Lakes Sporting Precinct (Stage 1) - Carparkin(C)	122,135	183,373	183,373	183,373	183,373
10607	Dunsborough Town Centre Carparking(C)	295	-	-	-	-
10608	Dunsborough Yacht Club Carpark(C)	1,503	-	-	-	-
12537	Geographe Bay Road - Milne Street (Parking Upgrade)(C)	11,326	-	-	-	-
12806	Margaret Street Beach Carpark(C)	-	-	55,844	-	111,687
14813	Geo Bay Road Carpark (10 bays East SLK 0.3 - 0.38)(C)	-	-	-	70,000	-
14815	Carpark Hotel Site 2(C)	-	-	-	230,000	-
		135,259	183,373	239,217	483,373	295,060
Footpaths & Cycleways Infrastructure ***						
10698	Buayanyup Drain Shared Path(C)	3,206	49,446	49,446	49,446	49,446
10736	Arnup Drive Footpath Construction(C)	439	72,172	72,172	74,672	74,672
10741	Busselton CBD Footpath Renewal(C)	-	100,000	100,000	100,000	100,000
10742	Carey Street Footpath Construction(C)	8,559	135,862	135,862	271,724	271,724
10744	End of Trip Footpath Construction(C)	-	5,000	5,000	10,000	10,000
10746	Micro Brewery - Footpath and Landscaping(C)	42	-	-	-	-
10903	DAIP - Disability Access(C)	-	-	-	30,000	-
10960	Dunsborough Centennial Park Project(C)	-	-	99,384	-	99,384
11148	Webb Street(C)	771	-	-	-	-
11986	Causeway Road Shared Path(C)	1,088	194,455	194,455	320,000	194,455
12552	College Avenue(C)	566	-	-	-	-
12665	Estuary Waters Drive(C)	88	-	-	-	-
12727	Valley Road Footpath(C)	436	-	-	-	-
12731	Busselton Bypass - Fairway to Kangaroo Gully(C)	454	-	-	-	-
12733	Busselton Bypass - Country Road Footpath(C)	851	-	-	-	-
12816	Coastal Principled Shares Path (C)	1,800	72,282	103,167	72,288	206,333
12817	Prince Regent Drive (C)	-	70,500	70,500	141,000	141,000
12818	Kaloorup Road (C)	600	39,000	39,000	78,000	78,000
12877	Principle Shared Path (PSP) Development Approvals (C)	-	12,500	12,500	25,000	25,000
14814	Townscape Works Busselton(C)	-	-	-	100,000	-
		18,899	751,217	881,485	1,272,130	1,250,014
Parks, Gardens and Reserves ***						
Coastal & Boating						
10613	Meelup Coastal Parking & Landscaping(C)	818	89,119	89,119	178,238	178,238
10643	Coastal Adaptation: Forth St (Stage 1)(C)	76	-	-	-	-
10645	Coastal Adaptation: Mitigation of Coastal Flooding (Drain(C)	42,744	-	-	-	-
10777	Coastal Structures (West Busselton Seawall - Stage 2)(C)	57,684	146,560	146,560	146,560	146,560
12812	Coastal Adaptation : Forth St (Stage 2)(C)	-	62,500	62,500	125,000	125,000
12813	Coastal Adaptation : Dunsborough Dunnbay Road to Highview(C)	-	-	-	964,798	964,798
14737	Coastal Flood Risk Mitigation(C)	-	-	-	-	-
14738	Wave and Tide Sensor Monitoring Buoys(C)	46,175	-	-	-	-
12476	Abbey Boat Ramp Upgrade(C)	111	-	-	-	-
		147,607	298,179	298,179	1,414,596	1,414,596
Townscapes						
12267	Townscape Street Furniture Replacement - Busselton(C)	-	-	-	-	-
12333	Townscape Works Dunsborough(C)	1,658,846	1,298,490	1,298,490	1,748,490	1,298,490
		1,658,846	1,298,490	1,298,490	1,748,490	1,298,490
Other P&G Infrastructure						
10674	Dunsborough Lakes Sporting Precinct - Outdoor Courts(C)	451,302	531,497	531,497	531,497	531,497
10675	Lou Weston Oval - Courts(C)	194	-	-	-	-
10762	Busselton Foreshore - Exercise Equipment(C)	2,606	-	-	-	-
10764	Dunsborough Foreshore Lighting(C)	24	-	-	-	-
10765	Foreshore Busselton - High Street to Carey Street(C)	3,002	5,000	5,000	10,000	10,000
10767	Port Geographe General Improvements/ Foreshore(C)	22,962	56,339	56,339	82,285	82,285
10820	Barnard East Landscaping(C)	155	-	-	-	-
10821	Barnard Park East Foreshore Landscaping(C)	17,203	-	-	-	-
10831	Rotary Park / War Memorial Relocation(C)	-	-	-	525,000	525,000
10852	RBFS Various Grant Applications(C)	20,818	31,800	31,800	31,800	31,800
10950	King Street Reserve - Park Upgrade (Coastal Node)(C)	82	-	-	-	-
10951	Mitchell Park Upgrade(C)	-	37,491	37,491	37,491	37,491
10952	Possum Park Barnard East Upgrade(C)	563	-	-	30,000	-
10953	Youth Skate Park(C)	-	5,000	5,000	10,000	10,000
10966	Provence SAR Area General Improvements to the Area(C)	-	20,000	20,000	20,000	20,000
10967	Shade Sail Program(C)	46,268	146,414	146,414	196,414	196,414
10969	Vasse SAR Area General Improvements to the Area(C)	55,938	75,000	75,000	150,000	150,000
11033	Dunsborough Nature Based Playground(C)	259	-	-	-	-
11034	Dunsborough Non-Potable Water Network(C)	9,940	90,784	90,784	90,784	90,784
11035	Park Furniture Replacement - Replace aged & unsafe Equip(C)	-	15,000	15,000	30,000	30,000
11036	Playgrounds General - Replacement of playground equipment(C)	3,508	87,500	87,500	175,000	175,000
11109	BBQ Placement and Replacement(C)	-	7,500	7,500	15,000	15,000
11122	Tulloh St (Geographe Bay Road) - POS Upgrade(C)	238	-	-	-	-
12251	Cricket Wicket Renewal(C)	-	19,615	19,615	39,230	39,230
12382	Rails to Trails - Continuation of Implementation Plan(C)	2,560	88,243	88,243	88,243	88,243
12401	Barnard East Underground Power(C)	2,508	-	-	-	-

City of Busselton
Capital Acquisition & Construction Report
For Period Ended 31 December 2022

Project Code	Project Description	Actual YTD	Amended Budget YTD	Original Budget YTD	Amended Budget	Budget Original
		$	$	$	$	$
12402	Bovell - Connection of Services(C)	87,702	90,902	90,902	90,902	90,902
12407	Dunsborough Lakes Sporting Precinct (Stage 1)(C)	11,210	594,983	594,983	594,983	594,983
12523	Beach Access Improvements(C)	3,910	-	-	-	-
12526	Beach Access Improvements(C)	35,468	17,500	17,500	35,000	35,000
12530	Busselton Foreshore Jetty Precinct(C)	617	-	-	-	-
12697	Dunsborough Beach Enclosure Net Replacement(C)	195	-	-	-	-
12703	Elijah Circle POS(C)	614	-	-	-	-
12810	Churchill Park Main Oval redevelopment(C)	5,653	-	84,066	-	168,132
12819	Beach Enclosures(C)	4,023	-	-	100,491	100,491
12820	Bird Crescent Dunsborough POS- improvements(C)	-	5,500	5,500	11,000	11,000
12821	Churchill Park - Main Oval Renewal (C)	-	-	222,279	-	444,558
12846	Mitchell Park Landscape Upgrade Stage 2(C)	-	-	-	150,000	150,000
12849	Sport Oval Lighting - Vasse Ovals(C)	14,810	337,500	337,500	475,000	475,000
12850	Dunsborough Lakes Sporting Precinct (Stage 1) - Planning (C)	-	-	-	105,165	105,165
14806	Asphalt Process Pad at BTS for Vasse River Acid S soils(C)	35,517	-	-	-	-
14816	Carpark Hotel Site 2 Land Scaping(C)	-	-	-	150,000	-
		2,646,300	3,860,236	4,166,581	6,938,371	6,921,061
Waste Services						
12420	Vidler Road Waste Site Capital Improvements(C)	- 0	28,955	28,955	28,955	28,955
12421	City Lined Landfill Stage 2 - Preliminary Works(C)	556,980	-	-	1,950,000	1,950,000
12425	Busselton Landfill Post-closure Capping, Rehab & Remediat(C)	10,568	-	-	2,000,000	2,000,000
12428	Re-use shop Busselton Transfer Station(C)	12,449	158,375	158,375	550,000	308,375
12844	Dunsborough Landfill - Washdown Bay(C)	-	-	-	150,000	150,000
		579,996	187,330	187,330	4,678,955	4,437,330
Jetty Infrastructure ***						
10818	Busselton Jetty - Capital Expenditure(C)	193,045	140,316	140,316	480,632	280,632
	Variance between PJ & GL	532				
		193,577	140,316	140,316	480,632	280,632
Drainage Infrastructure ***						
10691	Busselton LIA - Geocatch Drain Partnership WSUD Improveme(C)	-	-	-	30,000	30,000
10692	Carey Street Drainage Upgrade(C)	1,241	110,185	110,185	220,369	220,369
12814	High View Road Drainage Works(C)	95,931	110,780	110,780	221,559	221,559
12815	North Street Drainage Works(C)	1,907	116,528	116,528	233,056	233,056
		99,079	337,492	337,492	704,984	704,984
Regional Airport and Industrial Park ***						
10583	Airport Construction Stage 2, Airfield(C)	995,802	-	-	1,350,000	1,350,000
10590	Airport Development - Project Expenses(C)	848	-	-	10,410	10,410
12941	Airport - Buildings(C)	1,197	2,500	2,500	5,000	5,000
		997,847	2,500	2,500	1,365,410	1,365,410
	Sub-Total Infrastructure ***	**6,138,814**	**9,793,839**	**10,460,296**	**24,281,521**	**22,600,157**
	Grand Total	**14,949,983**	**18,687,875**	**19,383,944**	**69,432,748**	**66,460,608**

City of Busselton
Reserve Movements
For Period Ended 31 December 2022

Project Number	Transaction Type	Project Description	YTD Actual	YTD Budget	Budget Original	YTD BudgetA	Budget Amended
1001 - Airport Existing Terminal Building Reserve							
10904	Opening Balance 1/7/2022	Other General Purpose Funding(O)	**(323,125)**	(323,125)	(323,125)	(323,125)	(323,125)
10904	Interest Earned	Other General Purpose Funding(O)	**(4,753)**	(3,683)	(7,381)	(3,683)	(7,381)
10027	Transfer To Reserve	Asset Management Administration(O)	**(66,810)**	(66,810)	(133,619)	(66,810)	(133,619)
12804	Transfer From Reserve	Airport Terminal Building(C)	**0**	0	31,787	0	31,787
12941	Transfer From Reserve	Airport Operations - Buildings(C)	**0**	0	5,000	0	5,000
		Airport Existing Terminal Building Reserve Closing Balance	**(394,688)**	(393,617)	(427,338)	(393,617)	(427,338)
1003 - Airport Marketing & Incentive Reserve							
10904	Opening Balance 1/7/2022	Other General Purpose Funding(O)	**(6,385,898)**	(6,385,898)	(6,385,898)	(6,385,898)	(6,385,898)
10904	Interest Earned	Other General Purpose Funding(O)	**(84,013)**	(62,010)	(124,024)	(62,010)	(124,024)
10594	Transfer To Reserve	Airport Operations(O)	**(153,846)**	(153,846)	(307,694)	(153,846)	(307,694)
10594	Transfer From Reserve	Airport Operations(O)	**0**	0	3,349,358	0	3,349,358
		Airport Marketing & Incentive Reserve Closing Balance	**(6,623,757)**	(6,601,755)	(3,468,258)	(6,601,755)	(3,468,258)
1005 - Barnard Park Sports Pavilion Building Reserve							
10904	Opening Balance 1/7/2022	Other General Purpose Funding(O)	**(105,990)**	(105,990)	(105,990)	(105,990)	(105,990)
10904	Interest Earned	Other General Purpose Funding(O)	**(1,530)**	(1,084)	(2,181)	(1,084)	(2,181)
10027	Transfer To Reserve	Asset Management Administration(O)	**(18,330)**	(18,330)	(36,658)	(18,330)	(36,658)
14824	Transfer From Reserve	Barnard Park New Hot Water System(C)	**0**	0	0	0	40,000
		Barnard Park Sports Pavilion Building Reserve Closing Balance	**(125,849)**	(125,404)	(144,829)	(125,404)	(104,829)
1006 - Building Asset Renewal Reserve Fund - General Buildings							
10904	Opening Balance 1/7/2022	Other General Purpose Funding(O)	**(2,691,453)**	(2,691,453)	(2,691,453)	(2,691,453)	(2,691,453)
10904	Interest Earned	Other General Purpose Funding(O)	**(38,380)**	(23,705)	(47,425)	(23,705)	(47,425)
10027	Transfer To Reserve	Asset Management Administration(O)	**(433,212)**	(433,212)	(866,428)	(433,212)	(866,428)
10175	Transfer From Reserve	Yallingup Hall(O)	**0**	0	0	0	10,000
11801	Transfer From Reserve	Old Butter Factory(O)	**0**	0	0	0	26,000
12792	Transfer From Reserve	Dunsborough Hall - Asbestos Management Allocation (C)	**0**	0	17,000	0	17,000
12793	Transfer From Reserve	Bunker Bay Ablution - Improvments(C)	**0**	0	17,000	0	17,000
12794	Transfer From Reserve	Busselton Depot: Workshop (O)	**0**	0	30,000	0	30,000
12795	Transfer From Reserve	Busselton Depot CCTV & Electronic Gate(C)	**0**	0	55,000	0	55,000
12796	Transfer From Reserve	Depot Training Room - Roof Renewal(C)	**0**	0	10,600	0	10,600
12797	Transfer From Reserve	Dunsborough Hall Renewals(C)	**0**	0	26,746	0	26,746
12798	Transfer From Reserve	High Street Hall (C)	**0**	0	6,000	0	6,000
12799	Transfer From Reserve	High Street Hall - Roof Repairs(O)	**0**	0	12,000	0	12,000
12800	Transfer From Reserve	Old Courthouse and Jail Cells (C)	**0**	0	61,000	0	61,000
12801	Transfer From Reserve	Old Police Quarters - Roof Renewal(C)	**0**	0	60,000	0	60,000
12802	Transfer From Reserve	Old Police Quarters - Re-putty windows and Paint(O)	**0**	0	5,000	0	5,000
12803	Transfer From Reserve	Seymour Park Toilets(C)	**0**	0	5,400	0	5,400
12927	Transfer From Reserve	BPACC - Construction - Funded Building Asset Renewal Rese(C)	**0**	0	130,000	0	130,000
12942	Transfer From Reserve	Asbestos Removal & Replacement(C)	**0**	0	33,000	0	33,000
12943	Transfer From Reserve	Bay View Cres-Toilets(O)	**0**	0	9,500	0	9,500
12944	Transfer From Reserve	Bovell-Toilets & Change Rooms(O)	**0**	0	25,000	0	25,000
12945	Transfer From Reserve	Bunker Bay - Toilet(O)	**0**	0	5,600	0	5,600
12946	Transfer From Reserve	Seymour Park Toilet(O)	**0**	0	15,000	0	15,000
12947	Transfer From Reserve	Old Court House(O)	**0**	0	15,000	0	15,000
		Building Asset Renewal Reserve Fund - General Buildings Closing Balance	**(3,163,045)**	(3,148,370)	(3,066,460)	(3,148,370)	(3,030,460)
1007 - Busselton Area Drainage and Waterways Improvement Reserve							
10904	Opening Balance 1/7/2022	Other General Purpose Funding(O)	**(130,608)**	(130,608)	(130,608)	(130,608)	(130,608)
10904	Interest Earned	Other General Purpose Funding(O)	**(1,281)**	(673)	(1,362)	(673)	(1,362)
			0	0	0	0	0
			0	0	0	0	0
		Busselton Area Drainage and Waterways Improvement Reserve Closing Balance	**(131,889)**	(131,281)	(131,970)	(131,281)	(131,970)
1008 - Busselton Community Resource Centre Reserve							
10904	Opening Balance 1/7/2022	Other General Purpose Funding(O)	**(422,705)**	(422,705)	(422,705)	(422,705)	(422,705)
10904	Interest Earned	Other General Purpose Funding(O)	**(5,919)**	(4,487)	(8,983)	(4,487)	(8,983)
10027	Transfer To Reserve	Asset Management Administration(O)	**(52,392)**	(52,392)	(104,779)	(52,392)	(104,779)
12937	Transfer From Reserve	Community Resource Centre(C)	**0**	0	20,000	0	20,000
		Busselton Community Resource Centre Reserve Closing Balance	**(481,016)**	(479,584)	(516,467)	(479,584)	(516,467)
1009 - Busselton Foreshore Maintenance Reserve							
10904	Opening Balance 1/7/2022	Other General Purpose Funding(O)	**(12,690)**	(12,690)	(12,690)	(12,690)	(12,690)
10904	Interest Earned	Other General Purpose Funding(O)	**(165)**	(150)	(296)	(150)	(296)
			0	0	0	0	0
			0	0	0	0	0
		Busselton Foreshore Maintenance Reserve Closing Balance	**(12,855)**	(12,840)	(12,986)	(12,840)	(12,986)
1010 - Busselton Jetty Tourist Park Reserve							
10904	Opening Balance 1/7/2022	Other General Purpose Funding(O)	**(1,241,104)**	(1,241,104)	(1,241,104)	(1,241,104)	(1,241,104)
10904	Interest Earned	Other General Purpose Funding(O)	**(18,323)**	(9,123)	(18,237)	(9,123)	(18,237)
10297	Transfer To Reserve	Busselton Jetty Tourist Park(O)	**(202,394)**	(202,394)	(404,788)	(202,394)	(404,788)
10297	Transfer From Reserve	Busselton Jetty Tourist Park(O)	**0**	0	170,367	0	170,367
12457	Transfer From Reserve	Busselton Jetty Tourist Park Upgrade(C)	**0**	0	45,686	0	45,686
12805	Transfer From Reserve	Busselton Jetty Tourist Park Upgrade(O)	**0**	0	25,000	0	25,000
12868	Transfer From Reserve	Busselton Jetty Tourist Park - Replace Cabin 2 (C)	**0**	0	205,000	0	205,000
12869	Transfer From Reserve	Busselton Jetty Tourist Park - Renewal Works Park 1 Ablut(C)	**0**	0	46,120	0	46,120
12870	Transfer From Reserve	Busselton Jetty Tourist Park- Replace Holden Colorado 4x4(C)	**0**	0	25,430	0	25,430
12871	Transfer From Reserve	Busselton Jetty Tourist Park - Replace Stihl FS110 Brushc(C)	**0**	0	1,000	0	1,000
12872	Transfer From Reserve	Busselton Jetty Tourist Park - Battery Powered Mule(C)	**0**	0	35,000	0	35,000
		Busselton Jetty Tourist Park Reserve Closing Balance	**(1,461,821)**	(1,452,621)	(1,110,526)	(1,452,621)	(1,110,526)
1011 - Busselton Library Building Reserve							
10904	Opening Balance 1/7/2022	Other General Purpose Funding(O)	**(88,925)**	(88,925)	(88,925)	(88,925)	(88,925)
10904	Interest Earned	Other General Purpose Funding(O)	**(1,422)**	(935)	(1,879)	(935)	(1,879)
10027	Transfer To Reserve	Asset Management Administration(O)	**(31,056)**	(31,056)	(62,114)	(31,056)	(62,114)
12789	Transfer From Reserve	Busselton Library -Lighting Improvements(C)	**0**	0	9,224	0	0
		Busselton Library Building Reserve Closing Balance	**(121,404)**	(120,916)	(143,694)	(120,916)	(152,918)
1012 - CBD Enhancement Reserve							
10904	Opening Balance 1/7/2022	Other General Purpose Funding(O)	**(1,333,421)**	(1,333,421)	(1,333,421)	(1,333,421)	(1,333,421)
10904	Interest Earned	Other General Purpose Funding(O)	**(17,475)**	(3,720)	(7,422)	(3,720)	(7,422)
10438	Transfer To Reserve	Fire Station Surrounds(O)	**(28,242)**	(28,242)	(56,478)	(28,242)	(56,478)
12333	Transfer From Reserve	Townscape Works Dunsborough(C)	**0**	0	1,298,490	0	1,397,321
		CBD Enhancement Reserve Closing Balance	**(1,379,138)**	(1,365,384)	(98,831)	(1,365,384)	(0)

City of Busselton
Reserve Movements
For Period Ended 31 December 2022

Project Number	Transaction Type	Project Description	YTD Actual	YTD Budget	Budget Original	YTD BudgetA	Budget Amended
1013 - Cemetery Reserve							
10904	Opening Balance 1/7/2022	Other General Purpose Funding(O)	**(242,001)**	(242,001)	(242,001)	(242,001)	(242,001)
10904	Interest Earned	Other General Purpose Funding(O)	**(3,730)**	(897)	(1,810)	(897)	(1,810)
10157	Transfer To Reserve	Busselton Cemetery(O)	**(59,502)**	(59,502)	(119,000)	(59,502)	(119,000)
10158	Transfer From Reserve	Dunsborough Cemetery(O)	**0**	0	17,273	0	17,273
12807	Transfer From Reserve	Pioneer Cemetery - Implement Conservation Plan (Reserve (O)	**0**	0	20,757	0	20,757
12808	Transfer From Reserve	Dunsborough Cemetery (Reserve Funded)(O)	**0**	0	20,757	0	20,757
12809	Transfer From Reserve	Memorial Relocation(O)	**0**	0	50,000	0	50,000
		Cemetery Reserve Closing Balance	**(305,233)**	(302,401)	(254,024)	(302,401)	(254,024)
1014 - City Car Parking and Access Reserve							
10904	Opening Balance 1/7/2022	Other General Purpose Funding(O)	**(1,213,889)**	(1,213,889)	(1,213,889)	(1,213,889)	(1,213,889)
10904	Interest Earned	Other General Purpose Funding(O)	**(16,351)**	(8,319)	(16,626)	(8,319)	(16,626)
10027	Transfer To Reserve	Asset Management Administration(O)	**(82,566)**	(82,566)	(165,137)	(82,566)	(165,137)
10904	Transfer To Reserve	Close Debt Reserve and Transfer Balance to City Car Parking Reserve (Council Meet	**0**	0	0	0	(104,773)
12806	Transfer From Reserve	Margaret Street Beach Carpark(C)	**0**	0	111,687	0	0
14815	Transfer From Reserve	Carpark Hotel Site 2(C)	**0**	0	0	0	230,000
		City Car Parking and Access Reserve Closing Balance	**(1,312,806)**	(1,304,774)	(1,283,965)	(1,304,774)	(1,270,425)
1015 - Civic and Administration Building Reserve							
10904	Opening Balance 1/7/2022	Other General Purpose Funding(O)	**(497,009)**	(497,009)	(497,009)	(497,009)	(497,009)
10904	Interest Earned	Other General Purpose Funding(O)	**(8,215)**	(4,636)	(9,279)	(4,636)	(9,279)
10027	Transfer To Reserve	Asset Management Administration(O)	**(216,924)**	(216,924)	(433,850)	(216,924)	(433,850)
10016	Transfer From Reserve	Civic and Administration Centre Minor Upgrades(C)	**0**	0	35,000	0	35,000
12790	Transfer From Reserve	Administration Building- 2-16 Southern Drive - Major Main(O)	**0**	0	65,000	0	65,000
		Civic and Administration Building Reserve Closing Balance	**(722,148)**	(718,569)	(840,138)	(718,569)	(840,138)
1016 - Coastal and Climate Adaptation Reserve							
10904	Opening Balance 1/7/2022	Other General Purpose Funding(O)	**(566,908)**	(566,908)	(566,908)	(566,908)	(566,908)
10904	Interest Earned	Other General Purpose Funding(O)	**(11,397)**	(1,440)	(2,882)	(1,440)	(2,882)
10027	Transfer To Reserve	Asset Management Administration(O)	**(550,452)**	(550,452)	(1,100,911)	(550,452)	(1,100,911)
10180	Transfer To Reserve	Locke Estate(O)	**(31,998)**	(31,998)	(64,000)	(31,998)	(64,000)
10705	Transfer From Reserve	Engineering Services Administration(O)	**0**	0	133,380	0	133,380
10777	Transfer From Reserve	Coastal Structures (West Busselton Seawall - Stage 2)(C)	**0**	0	146,560	0	146,560
11034	Transfer From Reserve	Dunsborough Non-Potable Water Network(C)	**0**	0	45,392	0	45,392
12811	Transfer From Reserve	Sand Re-Nourishment(O)	**0**	0	100,000	0	100,000
12812	Transfer From Reserve	Coastal Adaptation : Forth St (Stage 2)(C)	**0**	0	125,000	0	125,000
12813	Transfer From Reserve	Coastal Adaptation : Dunsborough Dunnbay Road to Highview(C)	**0**	0	783,750	0	783,750
12873	Transfer From Reserve	Coast Protection - Beach Monitoring Program(O)	**0**	0	51,250	0	51,250
12874	Transfer From Reserve	Coastal Protection - Busselton Jetty Wave Monitoring(O)	**0**	0	60,000	0	60,000
12875	Transfer From Reserve	Coastal Protection - Coastal Structures Inspections and R(O)	**0**	0	30,000	0	30,000
		Coastal and Climate Adaptation Reserve Closing Balance	**(1,160,756)**	(1,150,798)	(259,370)	(1,150,798)	(259,370)
1017 - Commonage Community Facilities Dunsborough Lakes SR							
10904	Opening Balance 1/7/2022	Other General Purpose Funding(O)	**(74,507)**	(74,507)	(74,507)	(74,507)	(74,507)
10904	Interest Earned	Other General Purpose Funding(O)	**(962)**	(879)	(1,739)	(879)	(1,739)
			0	0	0	0	0
			0	0	0	0	0
		Commonage Community Facilities Dunsborough Lakes SR Closing Balance	**(75,468)**	(75,385)	(76,245)	(75,385)	(76,245)
1018 - Commonage Community Facilities South Biddle Precinct Reserve							
10904	Opening Balance 1/7/2022	Other General Purpose Funding(O)	**(908,566)**	(908,566)	(908,566)	(908,566)	(908,566)
10904	Interest Earned	Other General Purpose Funding(O)	**(11,729)**	(10,600)	(21,197)	(10,600)	(21,197)
			0	0	0	0	0
			0	0	0	0	0
		Commonage Community Facilities South Biddle Precinct Reserve Closing Balance	**(920,295)**	(919,166)	(929,763)	(919,166)	(929,763)
1019 - Commonage Precinct Bushfire Facilities Reserve							
10904	Opening Balance 1/7/2022	Other General Purpose Funding(O)	**(58,746)**	(58,746)	(58,746)	(58,746)	(58,746)
10904	Interest Earned	Other General Purpose Funding(O)	**(758)**	(692)	(1,371)	(692)	(1,371)
			0	0	0	0	0
			0	0	0	0	0
		Commonage Precinct Bushfire Facilities Reserve Closing Balance	**(59,505)**	(59,438)	(60,117)	(59,438)	(60,117)
1020 - Commonage Precinct Infrastructure Road Reserve							
10904	Opening Balance 1/7/2022	Other General Purpose Funding(O)	**(817)**	(817)	(817)	(817)	(817)
10904	Interest Earned	Other General Purpose Funding(O)	**(10)**	(19)	(19)	(19)	(19)
			0	0	0	0	0
			0	0	0	0	0
		Commonage Precinct Infrastructure Road Reserve Closing Balance	**(827)**	(836)	(836)	(836)	(836)
1021 - Community Facilities - Airport North							
10904	Opening Balance 1/7/2022	Other General Purpose Funding(O)	**(3,176,663)**	(3,176,663)	(3,176,663)	(3,176,663)	(3,176,663)
10904	Interest Earned	Other General Purpose Funding(O)	**(41,508)**	(38,380)	(76,761)	(38,380)	(76,761)
11026	Transfer To Reserve	Planning Administration(O)	**0**	(57,906)	(115,809)	(57,906)	(115,809)
			0	0	0	0	0
		Community Facilities - Airport North Closing Balance	**(3,218,171)**	(3,272,949)	(3,369,232)	(3,272,949)	(3,369,232)
1022 - Community Facilities - Broadwater							
10904	Opening Balance 1/7/2022	Other General Purpose Funding(O)	**(197,732)**	(197,732)	(197,732)	(197,732)	(197,732)
10904	Interest Earned	Other General Purpose Funding(O)	**(38,684)**	(2,356)	(4,696)	(2,356)	(4,696)
11026	Transfer To Reserve	Planning Administration(O)	**0**	(7,932)	(15,866)	(7,932)	(15,866)
			0	0	0	0	0
		Community Facilities - Broadwater Closing Balance	**(236,416)**	(208,019)	(218,293)	(208,019)	(218,293)
1023 - Community Facilities - Busselton							
10904	Opening Balance 1/7/2022	Other General Purpose Funding(O)	**(71,708)**	(75,058)	(75,058)	(75,058)	(75,058)
10904	Interest Earned	Other General Purpose Funding(O)	**(23,484)**	(710)	(1,427)	(710)	(1,427)
11026	Transfer To Reserve	Planning Administration(O)	**0**	(10,782)	(21,558)	(10,782)	(21,558)
			0	0	0	0	0
		Community Facilities - Busselton Closing Balance	**(95,192)**	(86,551)	(98,043)	(86,551)	(98,043)

City of Busselton
Reserve Movements
For Period Ended 31 December 2022

Project Number	Transaction Type	Project Description	YTD Actual	YTD Budget	Budget Original	YTD BudgetA	Budget Amended
1024 - Community Facilities - City District							
10904	Opening Balance 1/7/2022	Other General Purpose Funding(O)	**(1,083,901)**	(1,116,044)	(1,116,044)	(1,116,044)	(1,116,044)
10904	Interest Earned	Other General Purpose Funding(O)	**(17,692)**	(7,927)	(15,862)	(7,927)	(15,862)
10904	Transfer To Reserve	Other General Purpose Funding(O)	**(132,448)**	0	0	0	0
11026	Transfer To Reserve	Planning Administration(O)	**0**	(225,000)	(450,000)	(225,000)	(450,000)
10972	Transfer From Reserve	Churchill Park Renew Sports Lights(C)	**0**	0	11,831	0	11,831
12849	Transfer From Reserve	Sport Oval Lighting - Vasse Ovals(C)	**0**	0	100,000	0	100,000
12850	Transfer From Reserve	Dunsborough Lakes Sporting Precinct (Stage 1) - Planning (C)	**0**	0	105,165	0	105,165
12916	Transfer From Reserve	BPACC - Construction(C)	**0**	0	550,000	0	550,000
		Community Facilities - City District Closing Balance	**(1,234,040)**	(1,348,970)	(814,910)	(1,348,970)	(814,910)
1025 - Community Facilities - Dunsborough							
10904	Opening Balance 1/7/2022	Other General Purpose Funding(O)	**(465,445)**	(465,445)	(465,445)	(465,445)	(465,445)
10904	Interest Earned	Other General Purpose Funding(O)	**(45,812)**	(3,029)	(6,038)	(3,029)	(6,038)
11026	Transfer To Reserve	Planning Administration(O)	**0**	(17,076)	(34,155)	(17,076)	(34,155)
			0	0	0	0	0
		Community Facilities - Dunsborough Closing Balance	**(511,257)**	(485,550)	(505,638)	(485,550)	(505,638)
1026 - Community Facilities - Dunsborough Lakes							
10904	Opening Balance 1/7/2022	Other General Purpose Funding(O)	**(712,436)**	(712,436)	(712,436)	(712,436)	(712,436)
10904	Interest Earned	Other General Purpose Funding(O)	**(8,901)**	(75)	(165)	(75)	(165)
			0	0	0	0	0
10606	Transfer From Reserve	Dunsborough Lakes Sporting Precinct (Stage 1) - Carparkin(C)	**0**	0	423,111	0	423,111
		Community Facilities - Dunsborough Lakes Closing Balance	**(721,336)**	(712,510)	(289,490)	(712,510)	(289,490)
1027 - Community Facilities - Geographe							
10904	Opening Balance 1/7/2022	Other General Purpose Funding(O)	**(137,435)**	(139,274)	(139,274)	(139,274)	(139,274)
10904	Interest Earned	Other General Purpose Funding(O)	**(1,882)**	(1,458)	(2,913)	(1,458)	(2,913)
10904	Transfer To Reserve	Other General Purpose Funding(O)	**(1,458)**	0	0	0	0
11026	Transfer To Reserve	Planning Administration(O)	**0**	(5,316)	(10,637)	(5,316)	(10,637)
			0	0	0	0	0
		Community Facilities - Geographe Closing Balance	**(140,775)**	(146,048)	(152,824)	(146,048)	(152,824)
1028 - Community Facilities - Port Geographe							
10904	Opening Balance 1/7/2022	Other General Purpose Funding(O)	**(352,422)**	(352,422)	(352,422)	(352,422)	(352,422)
10904	Interest Earned	Other General Purpose Funding(O)	**(4,550)**	(4,113)	(8,223)	(4,113)	(8,223)
			0	0	0	0	0
			0	0	0	0	0
		Community Facilities - Port Geographe Closing Balance	**(356,971)**	(356,534)	(360,644)	(356,534)	(360,644)
1029 - Community Facilities - Vasse							
10904	Opening Balance 1/7/2022	Other General Purpose Funding(O)	**(175,154)**	(175,154)	(175,154)	(175,154)	(175,154)
10904	Interest Earned	Other General Purpose Funding(O)	**(2,291)**	(4,281)	(8,575)	(4,281)	(8,575)
10904	Transfer To Reserve	Other General Purpose Funding(O)	**(2,888)**	0	0	0	0
12849	Transfer From Reserve	Sport Oval Lighting - Vasse Ovals(C)	**0**	0	275,000	0	275,000
		Community Facilities - Vasse Closing Balance	**(180,333)**	(179,435)	91,272	(179,435)	91,272
1030 - Corporate IT Systems Reserve							
10904	Opening Balance 1/7/2022	Other General Purpose Funding(O)	**(378,520)**	(378,520)	(378,520)	(378,520)	(378,520)
10904	Interest Earned	Other General Purpose Funding(O)	**(5,466)**	(4,001)	(7,998)	(4,001)	(7,998)
10027	Transfer To Reserve	Asset Management Administration(O)	**(68,808)**	(68,808)	(137,614)	(68,808)	(137,614)
12876	Transfer From Reserve	ICT Services - Equipment & Software Purchases(C)	**0**	0	375,000	0	375,000
12928	Transfer From Reserve	BPACC - IT Hardware & Software - Funded Corporate IT Syst(C)	**0**	0	75,000	0	75,000
		Corporate IT Systems Reserve Closing Balance	**(452,794)**	(451,329)	(74,132)	(451,329)	(74,132)
1031 - Debt Default Reserve							
10904	Opening Balance 1/7/2022	Other General Purpose Funding(O)	**(102,371)**	(102,371)	(102,371)	(102,371)	(102,371)
10904	Interest Earned	Other General Purpose Funding(O)	**(1,322)**	(1,196)	(2,402)	(1,196)	(2,402)
10904	Transfer From Reserve	Close Debt Reserve and Transfer Balance to City Car Parking Reserve (Council Meet	**0**	0	0	0	104,773
			0	0	0	0	0
		Debt Default Reserve Closing Balance	**(103,693)**	(103,568)	(104,773)	(103,568)	0
1032 - Election, Value and Corporate Expense Reserve							
10904	Opening Balance 1/7/2022	Other General Purpose Funding(O)	**(254,330)**	(254,330)	(254,330)	(254,330)	(254,330)
10904	Interest Earned	Other General Purpose Funding(O)	**(3,311)**	(2,561)	(5,104)	(2,561)	(5,104)
10830	Transfer To Reserve	Members of Council(O)	**(71,820)**	(71,820)	(143,640)	(71,820)	(143,640)
11126	Transfer From Reserve	Rates Administration(O)	**0**	0	80,000	0	80,000
		Election, Value and Corporate Expense Reserve Closing Balance	**(329,461)**	(328,711)	(323,074)	(328,711)	(323,074)
1033 - Emergency Disaster Recovery Reserve							
10904	Opening Balance 1/7/2022	Other General Purpose Funding(O)	**(74,954)**	(74,954)	(74,954)	(74,954)	(74,954)
10904	Interest Earned	Other General Purpose Funding(O)	**(979)**	(1,589)	(3,163)	(1,589)	(3,163)
10007	Transfer To Reserve	Emergency Contingency Costs (Other)(O)	**(10,002)**	(10,002)	(20,000)	(10,002)	(20,000)
			0	0	0	0	0
		Emergency Disaster Recovery Reserve Closing Balance	**(85,936)**	(86,546)	(98,117)	(86,546)	(98,117)
1034 - Energy Sustainability Reserve							
10904	Opening Balance 1/7/2022	Other General Purpose Funding(O)	**(168,407)**	(168,407)	(168,407)	(168,407)	(168,407)
10904	Interest Earned	Other General Purpose Funding(O)	**(2,571)**	(1,664)	(3,334)	(1,664)	(3,334)
12440	Transfer To Reserve	Energy Efficiency Initiatives (Various Buildings) (C)	**(53,898)**	(53,898)	(107,793)	(53,898)	(107,793)
12440	Transfer From Reserve	Energy Efficiency Initiatives (Various Buildings) (C)	**0**	0	133,234	0	133,234
		Energy Sustainability Reserve Closing Balance	**(224,876)**	(223,968)	(146,299)	(223,968)	(146,299)

City of Busselton
Reserve Movements
For Period Ended 31 December 2022

Project Number	Transaction Type	Project Description	YTD Actual	YTD Budget	Budget Original	YTD BudgetA	Budget Amended
1035 - Footpath and Cycleways Reserve							
10904	Opening Balance 1/7/2022	Other General Purpose Funding(O)	**(1,246,636)**	(1,246,636)	(1,246,636)	(1,246,636)	(1,246,636)
10904	Interest Earned	Other General Purpose Funding(O)	**(21,413)**	(2,711)	(5,421)	(2,711)	(5,421)
10027	Transfer To Reserve	Asset Management Administration(O)	**(638,526)**	(638,526)	(1,277,057)	(638,526)	(1,277,057)
10698	Transfer From Reserve	Buayanyup Drain Shared Path(C)	**0**	0	31,897	0	31,897
10736	Transfer From Reserve	Arnup Drive Footpath Construction(C)	**0**	0	74,672	0	74,672
10741	Transfer From Reserve	Busselton CBD Footpath Renewal(C)	**0**	0	100,000	0	100,000
10742	Transfer From Reserve	Carey Street Footpath Construction(C)	**0**	0	271,724	0	271,724
10744	Transfer From Reserve	End of Trip Footpath Construction(C)	**0**	0	10,000	0	10,000
10903	Transfer From Reserve	DAIP - Disability Access(C)	**0**	0	0	0	30,000
10960	Transfer From Reserve	Dunsborough Centennial Park Project(C)	**0**	0	99,384	(99,384)	0
11986	Transfer From Reserve	Causeway Road Shared Path(C)	**0**	0	95,955	0	160,000
12382	Transfer From Reserve	Rails to Trails - Continuation of Implementation Plan(C)	**0**	0	88,243	0	88,243
12816	Transfer From Reserve	Coastal Principled Shares Path (C)	**0**	0	206,333	0	72,288
12817	Transfer From Reserve	Prince Regent Drive (C)	**0**	0	141,000	0	141,000
12818	Transfer From Reserve	Kaloorup Road (C)	**0**	0	78,000	0	78,000
12877	Transfer From Reserve	Principle Shared Path (PSP) Development Approvals (C)	**0**	0	25,000	0	25,000
14813	Transfer From Reserve	Geo Bay Road Carpark (10 bays East SLK 0.3 - 0.38)(C)	**0**	0	0	0	70,000
14814	Transfer From Reserve	Townscape Works Busselton(C)	**0**	0	0	0	100,000
		Footpath and Cycleways Reserve Closing Balance	**(1,906,575)**	(1,887,873)	(1,306,906)	(1,987,257)	(1,276,290)
1036 - Furniture and Equipment Reserve							
10904	Opening Balance 1/7/2022	Other General Purpose Funding(O)	**(516,181)**	(516,181)	(516,181)	(516,181)	(516,181)
10904	Interest Earned	Other General Purpose Funding(O)	**(7,054)**	(3,384)	(6,752)	(3,384)	(6,752)
10027	Transfer To Reserve	Asset Management Administration(O)	**(55,044)**	(55,044)	(110,091)	(55,044)	(110,091)
10461	Transfer From Reserve	Geographe Leisure Centre(O)	**0**	0	0	0	0
12876	Transfer From Reserve	ICT Services - Equipment & Software Purchases(C)	**0**	0	219,845	0	219,845
12878	Transfer From Reserve	Naturaliste Community Centre (NCC) - Purchase Office Furn(C)	**0**	0	20,000	0	20,000
12917	Transfer From Reserve	BPACC - Loose Furniture & Fittings(C)	**0**	0	250,000	0	250,000
12938	Transfer From Reserve	YCAB (Youth Precinct Foreshore)(C)	**0**	0	5,091	0	5,091
12939	Transfer From Reserve	Administration Building- 2-16 Southern Drive(C)	**0**	0	15,000	0	15,000
12940	Transfer From Reserve	Depot Building-Busselton((C)	**0**	0	50,000	0	50,000
14730	Transfer From Reserve	Geographe Leisure Centre Fitness Equipment(C)	**0**	0	18,160	0	18,160
		Furniture and Equipment Reserve Closing Balance	**(578,279)**	(574,609)	(54,928)	(574,609)	(54,928)
1037 - Geographe Leisure Centre Building (GLC) Reserve							
10904	Opening Balance 1/7/2022	Other General Purpose Funding(O)	**(314,128)**	(314,128)	(314,128)	(314,128)	(314,128)
10904	Interest Earned	Other General Purpose Funding(O)	**(5,434)**	(1,458)	(2,910)	(1,458)	(2,910)
10027	Transfer To Reserve	Asset Management Administration(O)	**(157,980)**	(157,980)	(315,962)	(157,980)	(315,962)
10788	Transfer From Reserve	GLC Building Improvements(C)	**0**	0	423,934	0	423,934
		Geographe Leisure Centre Building (GLC) Reserve Closing Balance	**(477,543)**	(473,566)	(209,066)	(473,566)	(209,066)
1038 - Jetty Maintenance Reserve							
10904	Opening Balance 1/7/2022	Other General Purpose Funding(O)	**(6,320,301)**	(6,320,301)	(6,320,301)	(6,320,301)	(6,320,301)
10904	Interest Earned	Other General Purpose Funding(O)	**(84,429)**	(68,011)	(136,007)	(68,011)	(136,007)
10027	Transfer To Reserve	Asset Management Administration(O)	**(171,530)**	(171,532)	(343,064)	(171,532)	(343,064)
10048	Transfer To Reserve	Busselton Jetty(O)	**0**	0	(826,541)	0	(826,541)
10160	Transfer To Reserve	Equinox Cafe(O)	**(46,164)**	(46,164)	(92,327)	(46,164)	(92,327)
10161	Transfer To Reserve	Goose Café(O)	**(25,590)**	(25,589)	(51,178)	(25,589)	(51,178)
10162	Transfer To Reserve	Micro Brewery Building(O)	**(46,542)**	(46,542)	(93,085)	(46,542)	(93,085)
11704	Transfer To Reserve	Busselton Tennis Club Building (Old)(O)	**(12,498)**	(12,500)	(25,000)	(12,500)	(25,000)
11798	Transfer To Reserve	Hotel Site 2(O)	**(18,240)**	(18,237)	(36,474)	(18,237)	(36,474)
10048	Transfer From Reserve	Busselton Jetty(O)	**0**	39,149	509,398	39,149	509,398
10818	Transfer From Reserve	Busselton Jetty - Capital Expenditure(C)	**0**	0	280,632	0	480,632
12909	Transfer From Reserve	Busselton Jetty - Replacement Stihl MS381 Chainsaw(C)	**0**	0	1,891	0	1,891
12910	Transfer From Reserve	Busselton Jetty - Replacement Honda EU20 Generator (Jetty(C)	**0**	0	2,827	0	2,827
		Jetty Maintenance Reserve Closing Balance	**(6,725,294)**	(6,669,728)	(7,129,229)	(6,669,728)	(6,929,229)
1039 - Jetty Self Insurance Reserve							
10904	Opening Balance 1/7/2022	Other General Purpose Funding(O)	**(573,410)**	(573,410)	(573,410)	(573,410)	(573,410)
10904	Interest Earned	Other General Purpose Funding(O)	**(7,748)**	(6,693)	(13,376)	(6,693)	(13,376)
10048	Transfer To Reserve	Busselton Jetty(O)	**(39,150)**	(39,150)	(78,297)	(39,150)	(78,297)
			0	0	0	0	0
		Jetty Self Insurance Reserve Closing Balance	**(620,309)**	(619,253)	(665,084)	(619,253)	(665,084)
1040 - Joint Venture Aged Housing Reserve (Harris/Winderlup)							
10904	Opening Balance 1/7/2022	Other General Purpose Funding(O)	**(1,491,225)**	(1,491,225)	(1,491,225)	(1,491,225)	(1,491,225)
10904	Interest Earned	Other General Purpose Funding(O)	**(20,109)**	(15,386)	(30,784)	(15,386)	(30,784)
11684	Transfer To Reserve	Winderlup Court Aged Housing(O)	**(93,313)**	(93,313)	(186,626)	(93,313)	(186,626)
12231	Transfer From Reserve	Aged Housing Capital Improvements - Harris Road(C)	**0**	0	12,608	0	12,608
12233	Transfer From Reserve	Aged Housing Capital Improvements - Winderlup(C)	**0**	0	25,215	0	25,215
		Joint Venture Aged Housing Reserve (Harris/Winderlup) Closing Balance	**(1,604,647)**	(1,599,924)	(1,670,812)	(1,599,924)	(1,670,812)
1041 - Legal Expenses Reserve							
10904	Opening Balance 1/7/2022	Other General Purpose Funding(O)	**(638,294)**	(638,294)	(638,294)	(638,294)	(638,294)
10904	Interest Earned	Other General Purpose Funding(O)	**(8,195)**	(6,300)	(12,603)	(6,300)	(12,603)
			0	0	0	0	0
			0	0	0	0	0
		Legal Expenses Reserve Closing Balance	**(646,489)**	(644,595)	(650,898)	(644,595)	(650,898)
1042 - Locke Estate Reserve							
10904	Opening Balance 1/7/2022	Other General Purpose Funding(O)	**(6,589)**	(6,589)	(6,589)	(6,589)	(6,589)
10904	Interest Earned	Other General Purpose Funding(O)	**(10)**	(75)	(153)	(75)	(153)
			0	0	0	0	0
			0	0	0	0	0
		Locke Estate Reserve Closing Balance	**(6,598)**	(6,663)	(6,741)	(6,663)	(6,741)

City of Busselton
Reserve Movements
For Period Ended 31 December 2022

Project Number	Transaction Type	Project Description	YTD Actual	YTD Budget	Budget Original	YTD BudgetA	Budget Amended
1043 - Long Service Leave Reserve							
10904	Opening Balance 1/7/2022	Other General Purpose Funding(O)	**(4,054,581)**	(4,054,581)	(4,054,581)	(4,054,581)	(4,054,581)
10904	Interest Earned	Other General Purpose Funding(O)	**(54,250)**	(41,670)	(83,332)	(41,670)	(83,332)
10810	Transfer To Reserve	Human Resources & Payroll(O)	**(225,000)**	(225,000)	(450,000)	(225,000)	(450,000)
10041	Transfer From Reserve	Building Services(O)	**0**	0	19,332	0	19,332
10217	Transfer From Reserve	Busselton Library(O)	**0**	0	12,935	0	12,935
10461	Transfer From Reserve	Geographe Leisure Centre(O)	**0**	0	54,830	0	54,830
10462	Transfer From Reserve	Naturaliste Community Centre(O)	**0**	0	14,256	0	14,256
10652	Transfer From Reserve	Community & Commercial Services Support(O)	**0**	0	43,908	0	43,908
10678	Transfer From Reserve	Customer Services(O)	**0**	0	8,409	0	8,409
10704	Transfer From Reserve	Engineering & Works Services Support(O)	**0**	0	18,295	0	18,295
10710	Transfer From Reserve	Environmental Health Services Administration(O)	**0**	0	14,393	0	14,393
10711	Transfer From Reserve	Environmental Management Administration(O)	**0**	0	14,421	0	14,421
10790	Transfer From Reserve	Governance Support Services(O)	**0**	0	10,657	0	10,657
10810	Transfer From Reserve	Human Resources & Payroll(O)	**0**	0	11,964	0	11,964
10824	Transfer From Reserve	Legal and Compliance Services(O)	**0**	0	32,581	0	32,581
10900	Transfer From Reserve	Office of the CEO(O)	**0**	0	120,000	0	120,000
10901	Transfer From Reserve	Operations Services Administration(O)	**0**	0	45,697	0	45,697
10902	Transfer From Reserve	Operations Services Works(O)	**0**	0	137,631	0	137,631
10905	Transfer From Reserve	Other Law, Order & Public Safety(O)	**0**	0	18,435	0	18,435
11041	Transfer From Reserve	Property Services Administration(O)	**0**	0	5,212	0	5,212
11124	Transfer From Reserve	Public Relations(O)	**0**	0	5,982	0	5,982
11126	Transfer From Reserve	Rates Administration(O)	**0**	0	11,212	0	11,212
11128	Transfer From Reserve	Recreation Administration(O)	**0**	0	16,788	0	16,788
12225	Transfer From Reserve	Sanitation Waste Services Administration(O)	**0**	0	34,681	0	34,681
12258	Transfer From Reserve	Statutory Planning(O)	**0**	0	16,685	0	16,685
		Long Service Leave Reserve Closing Balance	**(4,333,831)**	(4,321,251)	(3,919,609)	(4,321,251)	(3,919,609)
1044 - Major Traffic Improvements Reserve							
10904	Opening Balance 1/7/2022	Other General Purpose Funding(O)	**(1,184,734)**	(1,184,734)	(1,184,734)	(1,184,734)	(1,184,734)
10904	Interest Earned	Other General Purpose Funding(O)	**(16,656)**	(11,647)	(23,309)	(11,647)	(23,309)
10027	Transfer To Reserve	Asset Management Administration(O)	**(172,020)**	(172,020)	(344,035)	(172,020)	(344,035)
10673	Transfer From Reserve	Peel & Queen Street Roundabout Service Relocation(C)	**0**	0	19,941	0	19,941
10831	Transfer From Reserve	Rotary Park / War Memorial Relocation(C)	**0**	0	375,000	0	375,000
12845	Transfer From Reserve	General Design / Modelling Works (O)	**0**	0	300,000	0	300,000
		Major Traffic Improvements Reserve Closing Balance	**(1,373,410)**	(1,368,401)	(857,137)	(1,368,401)	(857,137)
1045 - Marketing & Area Promotion Reserve							
10904	Opening Balance 1/7/2022	Other General Purpose Funding(O)	**(655,702)**	(655,702)	(655,702)	(655,702)	(655,702)
10904	Interest Earned	Other General Purpose Funding(O)	**(13,516)**	(2,561)	(5,138)	(2,561)	(5,138)
10188	Transfer To Reserve	Events(O)	**(666,402)**	(666,402)	(1,332,802)	(666,402)	(1,332,802)
10188	Transfer From Reserve	Events(O)	**0**	0	1,545,548	0	1,545,548
14729	Transfer From Reserve	Events Furniture & Equipment(C)	**0**	0	200,000	0	200,000
		Marketing & Area Promotion Reserve Closing Balance	**(1,335,621)**	(1,324,666)	(248,094)	(1,324,666)	(248,094)
1046 - Naturaliste Community Centre Building (NCC) Reserve							
10904	Opening Balance 1/7/2022	Other General Purpose Funding(O)	**(170,089)**	(170,089)	(170,089)	(170,089)	(170,089)
10904	Interest Earned	Other General Purpose Funding(O)	**(2,481)**	(1,140)	(2,287)	(1,140)	(2,287)
10027	Transfer To Reserve	Asset Management Administration(O)	**(36,210)**	(36,210)	(72,415)	(36,210)	(72,415)
12791	Transfer From Reserve	Naturaliste Community Centre Fire Indicator Panel Renewal(C)	**0**	0	30,000	0	30,000
12867	Transfer From Reserve	Naturaliste Community Centre - Maintenance External Work(O)	**0**	0	91,000	0	91,000
		Naturaliste Community Centre Building (NCC) Reserve Closing Balance	**(208,780)**	(207,439)	(123,791)	(207,439)	(123,791)
1047 - New Infrastructure Development Reserve							
10904	Opening Balance 1/7/2022	Other General Purpose Funding(O)	**(723,693)**	(723,693)	(723,693)	(723,693)	(723,693)
10904	Interest Earned	Other General Purpose Funding(O)	**(9,151)**	(3,010)	(6,026)	(3,010)	(6,026)
10904	Transfer To Reserve	Other General Purpose Funding(O)	**(4,257)**	0	0	0	0
12407	Transfer From Reserve	Dunsborough Lakes Sporting Precinct (Stage 1)(C)	**0**	0	453,487	0	453,487
12936	Transfer From Reserve	Property Services Administration(C)	**0**	0	50,000	0	50,000
		New Infrastructure Development Reserve Closing Balance	**(737,100)**	(726,703)	(226,232)	(726,703)	(226,232)
1048 - Other Infrastructure (Drainage, Signage Etc) Reserve							
10904	Opening Balance 1/7/2022	Other General Purpose Funding(O)	**(403,731)**	(403,731)	(403,731)	(403,731)	(403,731)
10904	Interest Earned	Other General Purpose Funding(O)	**(8,473)**	(4,674)	(9,360)	(4,674)	(9,360)
10027	Transfer To Reserve	Asset Management Administration(O)	**(378,438)**	(378,438)	(756,876)	(378,438)	(756,876)
10691	Transfer From Reserve	Busselton LIA - Geocatch Drain Partnership WSUD Improveme(C)	**0**	0	30,000	0	30,000
10692	Transfer From Reserve	Carey Street Drainage Upgrade(C)	**0**	0	220,369	0	220,369
10852	Transfer From Reserve	RBFS Various Grant Applications(C)	**0**	0	15,900	0	15,900
12786	Transfer From Reserve	Newtown Beach Boat Ramp (O)	**0**	0	17,255	0	17,255
12787	Transfer From Reserve	Dunsborough Boat Ramp(O)	**0**	0	17,382	0	17,382
12788	Transfer From Reserve	Quindalup Boat Ramp (Sea Rescue)(O)	**0**	0	17,255	0	17,255
12814	Transfer From Reserve	High View Road Drainage Works(C)	**0**	0	221,559	0	221,559
12815	Transfer From Reserve	North Street Drainage Works(C)	**0**	0	233,056	0	233,056
		Other Infrastructure (Drainage, Signage Etc) Reserve Closing Balance	**(790,642)**	(786,842)	(397,190)	(786,842)	(397,190)
1049 - Parks, Gardens and Reserves Reserve							
10904	Opening Balance 1/7/2022	Other General Purpose Funding(O)	**(633,227)**	(633,227)	(633,227)	(633,227)	(633,227)
10904	Interest Earned	Other General Purpose Funding(O)	**(13,592)**	(3,122)	(6,241)	(3,122)	(6,241)
10027	Transfer To Reserve	Asset Management Administration(O)	**(653,664)**	(653,664)	(1,307,332)	(653,664)	(1,307,332)
10765	Transfer From Reserve	Foreshore Busselton - High Street to Carey Street(C)	**0**	0	10,000	0	10,000
10951	Transfer From Reserve	Mitchell Park Upgrade(C)	**0**	0	37,491	0	37,491
10952	Transfer From Reserve	Possum Park Barnard East Upgrade(C)	**0**	0	0	0	30,000
10953	Transfer From Reserve	Youth Skate Park(C)	**0**	0	10,000	0	10,000
10965	Transfer From Reserve	P&E - P&G Smart Technologies(C)	**0**	0	100,000	0	100,000
10967	Transfer From Reserve	Shade Sail Program(C)	**0**	0	196,414	0	196,414
11035	Transfer From Reserve	Park Furniture Replacement - Replace aged & unsafe Equip(C)	**0**	0	30,000	0	30,000
11036	Transfer From Reserve	Playgrounds General - Replacement of playground equipment(C)	**0**	0	175,000	0	175,000
11109	Transfer From Reserve	BBQ Placement and Replacement(C)	**0**	0	15,000	0	15,000
12251	Transfer From Reserve	Cricket Wicket Renewal(C)	**0**	0	39,230	0	39,230
12526	Transfer From Reserve	Beach Access Improvements(C)	**0**	0	35,000	0	35,000
12819	Transfer From Reserve	Beach Enclosures(C)	**0**	0	100,491	0	100,491
12820	Transfer From Reserve	Bird Crescent Dunsborough POS- improvements(C)	**0**	0	11,000	0	11,000
12821	Transfer From Reserve	Churchill Park - Main Oval Renewal (C)	**0**	0	444,558	0	0
12929	Transfer From Reserve	BPACC - Landscaping - Funded Parks, Gardens & Reserve Res(C)	**0**	0	500,000	0	500,000
14816	Transfer From Reserve	Carpark Hotel Site 2 Land Scaping(C)	**0**	0	0	0	150,000
		Parks, Gardens and Reserves Reserve Closing Balance	**(1,300,483)**	(1,290,013)	(242,616)	(1,290,013)	(507,174)

City of Busselton
Reserve Movements
For Period Ended 31 December 2022

Project Number	Transaction Type	Project Description	YTD Actual	YTD Budget	Budget Original	YTD BudgetA	Budget Amended
1050 - Performing Arts and Convention Centre Reserve							
10904	Opening Balance 1/7/2022	Other General Purpose Funding(O)	**(2,386,293)**	(2,386,293)	(2,386,293)	(2,386,293)	(2,386,293)
10904	Interest Earned	Other General Purpose Funding(O)	**(32,078)**	(20,265)	(40,539)	(20,265)	(40,539)
12918	Transfer To Reserve	BPACC - Construction(C)	**0**	0	(1,800,000)	0	(1,800,000)
10022	Transfer From Reserve	BPACC Operations(O)	**0**	0	46,433	0	46,433
12918	Transfer From Reserve	BPACC - Construction(C)	**0**	0	1,642,703	0	1,642,703
		Performing Arts and Convention Centre Reserve Closing Balance	**(2,418,371)**	(2,406,558)	(2,537,696)	(2,406,558)	(2,537,696)
1051 - Plant Replacement Reserve							
10904	Opening Balance 1/7/2022	Other General Purpose Funding(O)	**(2,698,073)**	(2,698,073)	(2,698,073)	(2,698,073)	(2,698,073)
10904	Interest Earned	Other General Purpose Funding(O)	**(39,123)**	(22,284)	(44,562)	(22,284)	(44,562)
10027	Transfer To Reserve	Asset Management Administration(O)	**(550,458)**	(550,458)	(1,100,911)	(550,458)	(1,100,911)
12879	Transfer From Reserve	Plant Purchases (P11) - Spit water heavy duty high pressu(C)	**0**	0	13,500	0	13,500
12880	Transfer From Reserve	Plant Purchases (P11) - Water Tank 4,500 LT with Pump & (C)	**0**	0	14,200	0	14,200
12881	Transfer From Reserve	Plant Purchases (P11) - HINO FD1024 Beavertail Truck (tur(C)	**0**	0	61,500	0	61,500
12882	Transfer From Reserve	Plant Purchases (P11) - Isuzu NPR65-190 Single Cab (Turf (C)	**0**	0	65,000	0	65,000
12883	Transfer From Reserve	Plant Purchases (P11) - Kubota F3690 Outfront Mower (C)	**0**	0	27,000	0	27,000
12884	Transfer From Reserve	Plant Purchases (P11) - Kubota F3690 Outfront Mower (C)	**0**	0	27,000	0	27,000
12885	Transfer From Reserve	Plant Purchases (P11) - Kubota F3690 Outfront Mower (C)	**0**	0	27,000	0	27,000
12886	Transfer From Reserve	Plant Purchases (P11) - Brush / Tree Chipper(C)	**0**	0	100,000	0	100,000
12887	Transfer From Reserve	Plant Purchases (P11) - Redexim Easyspread 1600 Sand Spre(C)	**0**	0	19,200	0	19,200
12888	Transfer From Reserve	Plant Purchases (P12) - HINO FS2848 Tipper Truck (Constr/(C)	**0**	0	150,000	0	150,000
12889	Transfer From Reserve	Plant Purchases (P12) - Speed Display/VMB single axle tra(C)	**0**	0	22,500	0	22,500
12890	Transfer From Reserve	Plant Purchases (P12) - Caterpillar CS56 Rollwe (Constru(C)	**0**	0	114,000	0	114,000
12891	Transfer From Reserve	Plant Purchases (P12) - Ditchwitch Cable Locator(C)	**0**	0	7,500	0	7,500
12892	Transfer From Reserve	Plant Purchases (P12) - ISUZU FVZ1400 Tipper Truck (Const(C)	**0**	0	155,000	0	155,000
12893	Transfer From Reserve	Planning and Development Services - Replacement Complianc(C)	**0**	0	23,000	0	23,000
12894	Transfer From Reserve	Plan and Dev - Replacement Comp - Nissan X-trail(C)	**0**	0	18,000	0	18,000
12895	Transfer From Reserve	Engineering and Works Services - Replacement Asset Manage(C)	**0**	0	18,500	0	18,500
12896	Transfer From Reserve	Engineering and Works Services - Replacement Building Fac(C)	**0**	0	23,000	0	23,000
12897	Transfer From Reserve	Engineering and Works Services - Replacement Isuzu D-Max (C)	**0**	0	27,500	0	27,500
12898	Transfer From Reserve	Engineering and Works Services - Replacement Mitsubishi G(C)	**0**	0	27,500	0	27,500
12899	Transfer From Reserve	Engineering and Works Services - Replacement Isuzu D-Max (C)	**0**	0	27,000	0	27,000
12900	Transfer From Reserve	Engineering and Works Services - Replacement Toyota Hilux(C)	**0**	0	22,000	0	22,000
12901	Transfer From Reserve	Engineering and Works Services - Replacement Toyota Hilux(C)	**0**	0	22,000	0	22,000
12902	Transfer From Reserve	Finance and Corporate Services - Replacement Manager Gove(C)	**0**	0	20,000	0	20,000
12903	Transfer From Reserve	Finance and Corporate Services - Replacement IT Coordinat(C)	**0**	0	18,000	0	18,000
12904	Transfer From Reserve	Plant Purchases (P11) - Minor Plant (Capital)(C)	**0**	0	18,000	0	18,000
12905	Transfer From Reserve	Plant Purchases (P11) - Minor Plant (Non-Capital)(C)	**0**	0	36,000	0	36,000
12906	Transfer From Reserve	Plant Purchases (P12) - Minor Plant (Capital)(C)	**0**	0	13,500	0	13,500
12907	Transfer From Reserve	Plant Purchases (P12) - Minor Plant (Non-Capital)(C)	**0**	0	13,500	0	13,500
12908	Transfer From Reserve	Transport - Workshop - Minor Plant(C)	**0**	0	9,000	0	9,000
12948	Transfer From Reserve	Environmental Health Serv Admin-Health Ute(C)	**0**	0	22,000	0	22,000
14818	Transfer From Reserve	Wheeled 20t excavator Inc. Accessories(C)	**0**	0	0	0	485,000
14819	Transfer From Reserve	Positrak (Cat 299) with Accessories (C)	**0**	0	0	0	250,000
14820	Transfer From Reserve	Trailer for Towing Positrak & Traffic Lights(C)	**0**	0	0	0	40,000
14821	Transfer From Reserve	Trailer Traffic Lights x 2 (and Sign Cones)(C)	**0**	0	0	0	45,000
14822	Transfer From Reserve	Chainsaw and Polesaw (O)	**0**	0	0	0	2,500
		Plant Replacement Reserve Closing Balance	**(3,287,654)**	(3,270,816)	(2,681,646)	(3,270,816)	(1,859,146)
1052 - Port Geographe Development Reserve (Council)							
10904	Opening Balance 1/7/2022	Other General Purpose Funding(O)	**(126,996)**	(126,996)	(126,996)	(126,996)	(126,996)
10904	Interest Earned	Other General Purpose Funding(O)	**(1,866)**	(318)	(620)	(318)	(620)
10325	Transfer To Reserve	Port Geographe(O)	**(29,244)**	(29,244)	(58,485)	(29,244)	(58,485)
10086	Transfer From Reserve	Pedestrian Bridge (Port Geographe)(O)	**0**	0	64,152	0	64,152
10767	Transfer From Reserve	Port Geographe General Improvements/ Foreshore(C)	**0**	0	82,285	0	82,285
		Port Geographe Development Reserve (Council) Closing Balance	**(158,106)**	(156,557)	(39,664)	(156,557)	(39,664)
1053 - Port Geographe Waterways Management Reserve							
10904	Opening Balance 1/7/2022	Other General Purpose Funding(O)	**(3,060,602)**	(3,060,602)	(3,060,602)	(3,060,602)	(3,060,602)
10904	Interest Earned	Other General Purpose Funding(O)	**(40,546)**	(35,314)	(70,641)	(35,314)	(70,641)
10325	Transfer To Reserve	Port Geographe(O)	**(117,372)**	(117,372)	(234,744)	(117,372)	(234,744)
10325	Transfer From Reserve	Port Geographe(O)	**0**	0	390,547	0	390,547
		Port Geographe Waterways Management Reserve Closing Balance	**(3,218,520)**	(3,213,289)	(2,975,440)	(3,213,289)	(2,975,440)
1054 - Professional Development Reserve							
10904	Opening Balance 1/7/2022	Other General Purpose Funding(O)	**(156,214)**	(156,214)	(156,214)	(156,214)	(156,214)
10904	Interest Earned	Other General Purpose Funding(O)	**(1,978)**	(1,589)	(3,184)	(1,589)	(3,184)
			0	0	0	0	0
			0	0	0	0	0
		Professional Development Reserve Closing Balance	**(158,192)**	(157,803)	(159,398)	(157,803)	(159,398)
1055 - Provence Landscape Maintenance Reserve (SAR)							
10904	Opening Balance 1/7/2022	Other General Purpose Funding(O)	**(1,323,559)**	(1,323,559)	(1,323,559)	(1,323,559)	(1,323,559)
10904	Interest Earned	Other General Purpose Funding(O)	**(17,924)**	(14,451)	(28,911)	(14,451)	(28,911)
10966	Transfer To Reserve	Provence SAR Area General Improvements to the Area(C)	**(96,990)**	(96,990)	(193,983)	(96,990)	(193,983)
10966	Transfer From Reserve	Provence SAR Area General Improvements to the Area(C)	**0**	0	20,000	0	20,000
12999	Transfer From Reserve	Provence SAR Reserve Funding(O)	**0**	0	132,251	0	132,251
		Provence Landscape Maintenance Reserve (SAR) Closing Balance	**(1,438,473)**	(1,435,000)	(1,394,202)	(1,435,000)	(1,394,202)
1056 - Public Art Reserve							
10904	Opening Balance 1/7/2022	Other General Purpose Funding(O)	**(249,544)**	(46,666)	(46,666)	(46,666)	(46,666)
10904	Interest Earned	Other General Purpose Funding(O)	**(602)**	(542)	(1,091)	(542)	(1,091)
			0	0	0	0	0
			0	0	0	0	0
		Public Art Reserve Closing Balance	**(250,146)**	(47,208)	(47,756)	(47,208)	(47,756)
1057 - Railway House Building Reserve (50%)							
10904	Opening Balance 1/7/2022	Other General Purpose Funding(O)	**(63,088)**	(63,088)	(63,088)	(63,088)	(63,088)
10904	Interest Earned	Other General Purpose Funding(O)	**(919)**	(710)	(1,405)	(710)	(1,405)
10027	Transfer To Reserve	Asset Management Administration(O)	**(11,910)**	(11,910)	(23,814)	(11,910)	(23,814)
10904	Transfer From Reserve	Other General Purpose Funding(O)	**0**	0	0	0	0
		Railway House Building Reserve (50%) Closing Balance	**(75,918)**	(75,709)	(88,307)	(75,709)	(88,307)

City of Busselton
Reserve Movements
For Period Ended 31 December 2022

Project Number	Transaction Type	Project Description	YTD Actual	YTD Budget	Budget Original	YTD BudgetA	Budget Amended
1058 - Road Asset Renewal Reserve							
10904	Opening Balance 1/7/2022	Other General Purpose Funding(O)	**(1,920,213)**	(1,920,213)	(1,920,213)	(1,920,213)	(1,920,213)
10904	Interest Earned	Other General Purpose Funding(O)	**(22,933)**	(4,898)	(9,796)	(4,898)	(9,796)
10027	Transfer To Reserve	Asset Management Administration(O)	**(1,720,176)**	(1,720,176)	(3,440,347)	(1,720,176)	(3,440,347)
10256	Transfer From Reserve	Road Maintenance General(O)	**175,000**	0	175,000	0	175,000
11193	Transfer From Reserve	Wilyabrup Road Resheet(C)	**130,000**	0	130,000	0	130,000
11199	Transfer From Reserve	Bussell Highway(C)	**0**	0	443,465	0	443,465
11987	Transfer From Reserve	Caves Road - Median Crossing(C)	**0**	0	17,960	0	17,960
11991	Transfer From Reserve	Commonage & Hayes Road instersection Safety works(C)	**0**	0	38,951	0	38,951
11997	Transfer From Reserve	Gifford Road Reconstruction(C)	**0**	0	111,053	0	111,053
11999	Transfer From Reserve	Kaloorup Road - Reconstruct and Seal Shoulders(C)	**0**	0	25,472	0	25,472
12000	Transfer From Reserve	Kaloorup Road (Stage 1)(C)	**0**	0	23,137	0	23,137
12005	Transfer From Reserve	Payne Road(C)	**0**	0	190,000	0	190,000
12007	Transfer From Reserve	Rendezvous Road Spray Seals(C)	**0**	0	58,218	0	0
12010	Transfer From Reserve	Sugarloaf Road(C)	**0**	0	250,502	0	250,502
12012	Transfer From Reserve	Wildwood Road(C)	**0**	0	0	0	180,000
12333	Transfer From Reserve	Townscape Works Dunsborough(C)	**0**	0	0	0	351,169
12611	Transfer From Reserve	North Jindong Road(C)	**0**	0	0	0	270,000
12824	Transfer From Reserve	Acton Park Road(C)	**908,000**	0	908,000	0	908,000
12825	Transfer From Reserve	Farquar Road Resheet(C)	**0**	0	75,000	0	75,000
12826	Transfer From Reserve	Glendon Road Resheet(C)	**0**	0	29,347	0	29,347
12828	Transfer From Reserve	Rural road open drain maintenance - Reserve Funded(O)	**0**	0	100,000	0	100,000
12829	Transfer From Reserve	Rural Verge Maintenance - Reserve Funded(O)	**0**	0	150,000	0	150,000
12830	Transfer From Reserve	Urban Tree Management - Reserve Funded(O)	**0**	0	70,000	0	70,000
12831	Transfer From Reserve	Princefield Road - Reserve Funded(O)	**0**	0	40,000	0	40,000
12832	Transfer From Reserve	Urban Drainage - Reserve Funded(O)	**0**	0	40,000	0	40,000
12833	Transfer From Reserve	Prewinter stormwater drainage maintenance - Reserve Funde(O)	**0**	0	70,000	0	70,000
12834	Transfer From Reserve	Urban Compensation Basin Maintenance - Reserve Funded(O)	**0**	0	30,000	0	30,000
12835	Transfer From Reserve	Ludlow-Hithergreen Road(C)	**0**	0	110,000	0	110,000
12837	Transfer From Reserve	Pre-emptive Design Works (C)	**0**	0	50,000	0	50,000
12838	Transfer From Reserve	Queen Elizabeth Avenue(C)	**0**	0	230,000	0	230,000
12839	Transfer From Reserve	Seista Park Road(C)	**0**	0	198,000	0	0
12840	Transfer From Reserve	Sheens Road Apron(C)	**0**	0	8,000	0	8,000
12841	Transfer From Reserve	Strelly Street (C)	**0**	0	60,000	0	60,000
12842	Transfer From Reserve	Nuttman Road (C)	**0**	0	55,235	0	55,235
12851	Transfer From Reserve	Bussell Highway(C)	**0**	0	150,000	0	150,000
14817	Transfer From Reserve	Road Access Seal - Busselton Animal care facility(C)	**0**	0	0	0	50,000
		Road Asset Renewal Reserve Closing Balance	**(2,450,322)**	(3,645,287)	(1,533,016)	(3,645,287)	(938,065)
1059 - Sick Pay Incentive Reserve							
10904	Opening Balance 1/7/2022	Other General Purpose Funding(O)	**(79,477)**	(79,477)	(79,477)	(79,477)	(79,477)
10904	Interest Earned	Other General Purpose Funding(O)	**(992)**	(374)	(738)	(374)	(738)
			0	0	0	0	0
10810	Transfer From Reserve	Human Resources & Payroll(O)	**0**	0	15,000	0	15,000
		Sick Pay Incentive Reserve Closing Balance	**(80,468)**	(79,850)	(65,215)	(79,850)	(65,215)
1060 - Strategic Projects Reserve							
10904	Opening Balance 1/7/2022	Other General Purpose Funding(O)	**(2,909,578)**	(2,909,578)	(2,909,578)	(2,909,578)	(2,909,578)
10904	Interest Earned	Other General Purpose Funding(O)	**(37,678)**	(33,931)	(67,893)	(33,931)	(67,893)
10830	Transfer To Reserve	Members of Council(O)	**(12,498)**	(12,498)	(25,000)	(12,498)	(25,000)
12847	Transfer From Reserve	Purchase Sues Road(C)	**0**	0	500,000	0	500,000
		Strategic Projects Reserve Closing Balance	**(2,959,754)**	(2,956,007)	(2,502,471)	(2,956,007)	(2,502,471)
1061 - Vasse Newtown Landscape Maintenance Reserve (SAR)							
10904	Opening Balance 1/7/2022	Other General Purpose Funding(O)	**(668,099)**	(668,099)	(668,099)	(668,099)	(668,099)
10904	Interest Earned	Other General Purpose Funding(O)	**(9,356)**	(7,571)	(15,140)	(7,571)	(15,140)
10969	Transfer To Reserve	Vasse SAR Area General Improvements to the Area(C)	**(95,388)**	(95,388)	(190,775)	(95,388)	(190,775)
10969	Transfer From Reserve	Vasse SAR Area General Improvements to the Area(C)	**0**	0	150,000	0	150,000
12822	Transfer From Reserve	Vasse SAR Area General Improvements to the Area - Tree Re(O)	**0**	0	50,000	0	50,000
13000	Transfer From Reserve	Vasse SAR Reserve Funding(O)	**0**	0	140,536	0	140,536
		Vasse Newtown Landscape Maintenance Reserve (SAR) Closing Balance	**(772,843)**	(771,058)	(533,478)	(771,058)	(533,478)
1062 - Vasse Sports Pavilion Building Reserve							
10904	Opening Balance 1/7/2022	Other General Purpose Funding(O)	**(1,685)**	(1,685)	(1,685)	(1,685)	(1,685)
10904	Interest Earned	Other General Purpose Funding(O)	**(25)**	(19)	(41)	(19)	(41)
10027	Transfer To Reserve	Asset Management Administration(O)	**(324)**	(324)	(649)	(324)	(649)
			0	0	0	0	0
		Vasse Sports Pavilion Building Reserve Closing Balance	**(2,034)**	(2,028)	(2,375)	(2,028)	(2,375)
1063 - Waste Facilities and Plant Reserve							
10904	Opening Balance 1/7/2022	Other General Purpose Funding(O)	**(8,287,152)**	(8,287,152)	(8,287,152)	(8,287,152)	(8,287,152)
10904	Interest Earned	Other General Purpose Funding(O)	**(106,766)**	(76,237)	(152,487)	(76,237)	(152,487)
12225	Transfer To Reserve	Sanitation Waste Services Administration(O)	**0**	0	0	0	0
12412	Transfer To Reserve	Domestic & Commercial Waste Collection(O)	**0**	0	(2,032,658)	0	(2,032,658)
10688	Transfer From Reserve	Depot Washdown Facility Upgrades(C)	**0**	0	76,700	0	76,700
11130	Transfer From Reserve	Regional Waste Management Administration(O)	**0**	0	106,780	0	106,780
12420	Transfer From Reserve	Vidler Road Waste Site Capital Improvements(C)	**0**	0	28,955	0	28,955
12421	Transfer From Reserve	City Lined Landfill Stage 2 - Preliminary Works(C)	**0**	0	1,950,000	0	1,950,000
12425	Transfer From Reserve	Busselton Landfill Post-closure Capping, Rehab & Remediat(C)	**0**	0	2,000,000	0	2,000,000
12427	Transfer From Reserve	Dunsborough Waste Facility(O)	**0**	0	284,914	0	284,914
12428	Transfer From Reserve	Transfer Station Development(C)	**0**	0	158,375	0	400,000
12843	Transfer From Reserve	SW Regional Waste Group Funding - Regional Waste Hub Deve(O)	**0**	0	50,000	0	50,000
12844	Transfer From Reserve	Dunsborough Landfill - Washdown Bay(C)	**0**	0	150,000	0	150,000
12911	Transfer From Reserve	Waste Management - Replacement of Volvo FE320 6x4 Dual Co(C)	**0**	0	440,000	0	440,000
12912	Transfer From Reserve	Waste Management - Plant Replacement Grab bucket and atta(C)	**0**	0	30,000	0	30,000
12913	Transfer From Reserve	Waste Management - Plant Replacement Trailer for bin clea(C)	**0**	0	20,000	0	20,000
12914	Transfer From Reserve	Waste Management - Plant Replacement Minor (Capital)(C)	**0**	0	10,000	0	10,000
12915	Transfer From Reserve	Waste Management - Plant Replacement Minor (Non Capital)(C)	**0**	0	10,000	0	10,000
14823	Transfer From Reserve	Bin Truck Replacement (Side Arm)(C)	**0**	0	0	0	440,000
		Waste Facilities and Plant Reserve Closing Balance	**(8,393,919)**	(8,363,389)	(5,156,573)	(8,363,389)	(4,474,948)
1064 - Winderlup Aged Housing Reserve (City Controlled)							
10904	Opening Balance 1/7/2022	Other General Purpose Funding(O)	**(356,904)**	(356,904)	(356,904)	(356,904)	(356,904)
10904	Interest Earned	Other General Purpose Funding(O)	**(4,898)**	(3,085)	(6,154)	(3,085)	(6,154)
10027	Transfer To Reserve	Asset Management Administration(O)	**(31,446)**	(31,446)	(62,889)	(31,446)	(62,889)
12234	Transfer From Reserve	Aged Housing Capital Improvements - Winderlup Court (City(C)	**0**	0	49,000	0	49,000
		Winderlup Aged Housing Reserve (City Controlled) Closing Balance	**(393,248)**	(391,434)	(376,946)	(391,434)	(376,946)

City of Busselton
Reserve Movements
For Period Ended 31 December 2022

Project Number	Transaction Type	Project Description	YTD Actual	YTD Budget	Budget Original	YTD BudgetA	Budget Amended
1065 - Workers Compensation and Extended Sick Leave							
10904	Opening Balance 1/7/2022	Other General Purpose Funding(O)	**(194,219)**	(194,219)	(194,219)	(194,219)	(194,219)
10904	Interest Earned	Other General Purpose Funding(O)	**(2,476)**	(2,262)	(4,530)	(2,262)	(4,530)
			0	0	0	0	0
10810	Transfer From Reserve	Human Resources & Payroll(O)	**0**	0	193,000	0	193,000
		Workers Compensation and Extended Sick Leave Closing Balance	**(196,695)**	(196,481)	(5,750)	(196,481)	(5,750)
1066 - Youth and Community Activities Building Reserve							
10904	Opening Balance 1/7/2022	Other General Purpose Funding(O)	**(158,158)**	(158,158)	(158,158)	(158,158)	(158,158)
10904	Interest Earned	Other General Purpose Funding(O)	**(2,269)**	(1,664)	(3,315)	(1,664)	(3,315)
10027	Transfer To Reserve	Asset Management Administration(O)	**(25,980)**	(25,980)	(51,957)	(25,980)	(51,957)
			0	0	0	0	0
		Youth and Community Activities Building Reserve Closing Balance	**(186,407)**	(185,802)	(213,430)	(185,802)	(213,430)
1067 - Prepaid Grants and Deferred Works & Services Reserves							
10904	Opening Balance 1/7/2022	Other General Purpose Funding(O)	**(1,979,511)**	(1,979,511)	(1,979,511)	(1,979,511)	(1,979,511)
10904	Interest Earned	Other General Purpose Funding(O)	**1,698**	0	0	0	0
			0	0	0	0	0
10904	Transfer From Reserve	Other General Purpose Funding(O)	**1,977,034**	0	1,979,511	0	1,979,511
		Prepaid Grants and Deferred Works & Services Reserves Closing Balance	**(779)**	(1,979,511)	(0)	(1,979,511)	(0)
1069 - Airport Infrastructure Renewal and Replacement Reserve							
10904	Opening Balance 1/7/2022	Other General Purpose Funding(O)	**(1,259,815)**	(1,259,815)	(1,259,815)	(1,259,815)	(1,259,815)
10904	Interest Earned	Other General Purpose Funding(O)	**(15,989)**	(12,152)	(24,294)	(12,152)	(24,294)
10594	Transfer To Reserve	Airport Operations(O)	**0**	0	(642,013)	0	(642,013)
10585	Transfer From Reserve	BMRA Hangars(C)	**0**	0	182,891	0	182,891
12930	Transfer From Reserve	Airport Operations - Replacement Ute - Airport Operations(C)	**0**	0	35,000	0	35,000
12931	Transfer From Reserve	Airport Operations - Replacement Deutz/able 75KVA Generat(C)	**0**	0	19,000	0	19,000
12932	Transfer From Reserve	Airport Operations - Replacement Toro Groundmaster 7200 M(C)	**0**	0	22,000	0	22,000
12933	Transfer From Reserve	Airport Operations - Replacement Stihl FS94R CE Brushcutt(C)	**0**	0	600	0	600
12934	Transfer From Reserve	Airport Operations - Replacement Bar Pertol 3000PSI Press(C)	**0**	0	1,150	0	1,150
12935	Transfer From Reserve	Airport Operations - Replacement Blower(C)	**0**	0	350	0	350
		Airport Infrastructure Renewal and Replacement Reserve Closing Balance	**(1,275,803)**	(1,271,966)	(1,665,130)	(1,271,966)	(1,665,130)
1070 - Airport Noise Mitigation Reserve							
10904	Opening Balance 1/7/2022	Other General Purpose Funding(O)	**(683,694)**	(683,694)	(683,694)	(683,694)	(683,694)
10904	Interest Earned	Other General Purpose Funding(O)	**(8,807)**	(5,085)	(10,185)	(5,085)	(10,185)
			0	0	0	0	0
10586	Transfer From Reserve	Airport Development Operations(O)	**0**	0	98,238	0	98,238
		Airport Noise Mitigation Reserve Closing Balance	**(692,500)**	(688,779)	(595,641)	(688,779)	(595,641)
1071 - LED Street Lighting Replacement Program Reserve							
10904	Opening Balance 1/7/2022	Other General Purpose Funding(O)	**(38,098)**	(38,098)	(38,098)	(38,098)	(38,098)
10904	Interest Earned	Other General Purpose Funding(O)	**(697)**	0	(3)	0	(3)
10254	Transfer To Reserve	Street Lighting Installations(O)	**(25,002)**	(25,002)	(50,000)	(25,002)	(50,000)
10251	Transfer From Reserve	LED Street Light Replacement Program(O)	**0**	0	87,866	0	87,866
		LED Street Lighting Replacement Program Reserve Closing Balance	**(63,798)**	(63,100)	(235)	(63,100)	(235)
1072 - Lou Weston Oval Pavilion Reserve							
			0	0	0	0	0
10904	Interest Earned	Other General Purpose Funding(O)	**(54)**	0	0	0	0
10027	Transfer To Reserve	Asset Management Administration(O)	**(6,216)**	(6,216)	(12,431)	(6,216)	(12,431)
			0	0	0	0	0
		Lou Weston Oval Pavilion Reserve Closing Balance	**(6,270)**	(6,216)	(12,431)	(6,216)	(12,431)
1073 - Waterways Restoration Reserve							
10904	Opening Balance 1/7/2022	Other General Purpose Funding(O)	**(10)**	(10)	(10)	(10)	(10)
10904	Interest Earned	Other General Purpose Funding(O)	**(2,373)**	0	0	0	0
10711	Transfer To Reserve	Environmental Management Administration(O)	**(275,228)**	(275,228)	(550,455)	(275,228)	(550,455)
12848	Transfer From Reserve	Vasse River - Ongoing Restoration of River Habitat(O)	**0**	0	550,455	0	550,455
		Waterways Restoration Reserve Closing Balance	**(277,611)**	(275,238)	(10)	(275,238)	(10)
1078 - Post Office Tea Rooms Reserve							
			0	0	0	0	0
			0	0	0	0	0
10020	Transfer To Reserve	Art Geo Administration(O)	**0**	0	(121,028)	0	(121,028)
10020	Transfer From Reserve	Art Geo Administration(O)	**0**	0	60,514	0	60,514
10033	Transfer From Reserve	Art Geo Building(O)	**0**	0	60,514	0	60,514
12472	Transfer From Reserve	ArtGeo Building(C)	**0**	0	0	0	0
		Post Office Tea Rooms Reserve Closing Balance	**0**	0	0	0	0
1079 - Peel Tce/Causeway Rd Building Reserve							
			0	0	0	0	0
			0	0	0	0	0
10441	Transfer To Reserve	Peel Tce Building & Surrounds(O)	**0**	0	(23,429)	0	(23,429)
			0	0	0	0	0
		Peel Tce/Causeway Rd Building Reserve Closing Balance	**0**	0	(23,429)	0	(23,429)
		Grand Total	**(77,747,183)**	**(80,494,437)**	**(59,608,590)**	**(80,593,821)**	**(57,259,536)**
	Opening Balance 1/7/2022		**(71,183,341)**	(71,017,796)	(71,017,796)	(71,017,796)	(71,017,796)
	Interest Earned		**(1,046,030)**	(624,983)	(1,250,000)	(624,983)	(1,250,000)
	Transfer To Reserve		**(8,707,846)**	(8,890,806)	(23,227,258)	(8,890,806)	(23,227,258)
	Transfer From Reserve		**3,190,034**	39,149	35,886,464	(60,236)	38,235,518
		Grand Total	**(77,747,183)**	**(80,494,437)**	**(59,608,590)**	**(80,593,821)**	**(57,259,536)**

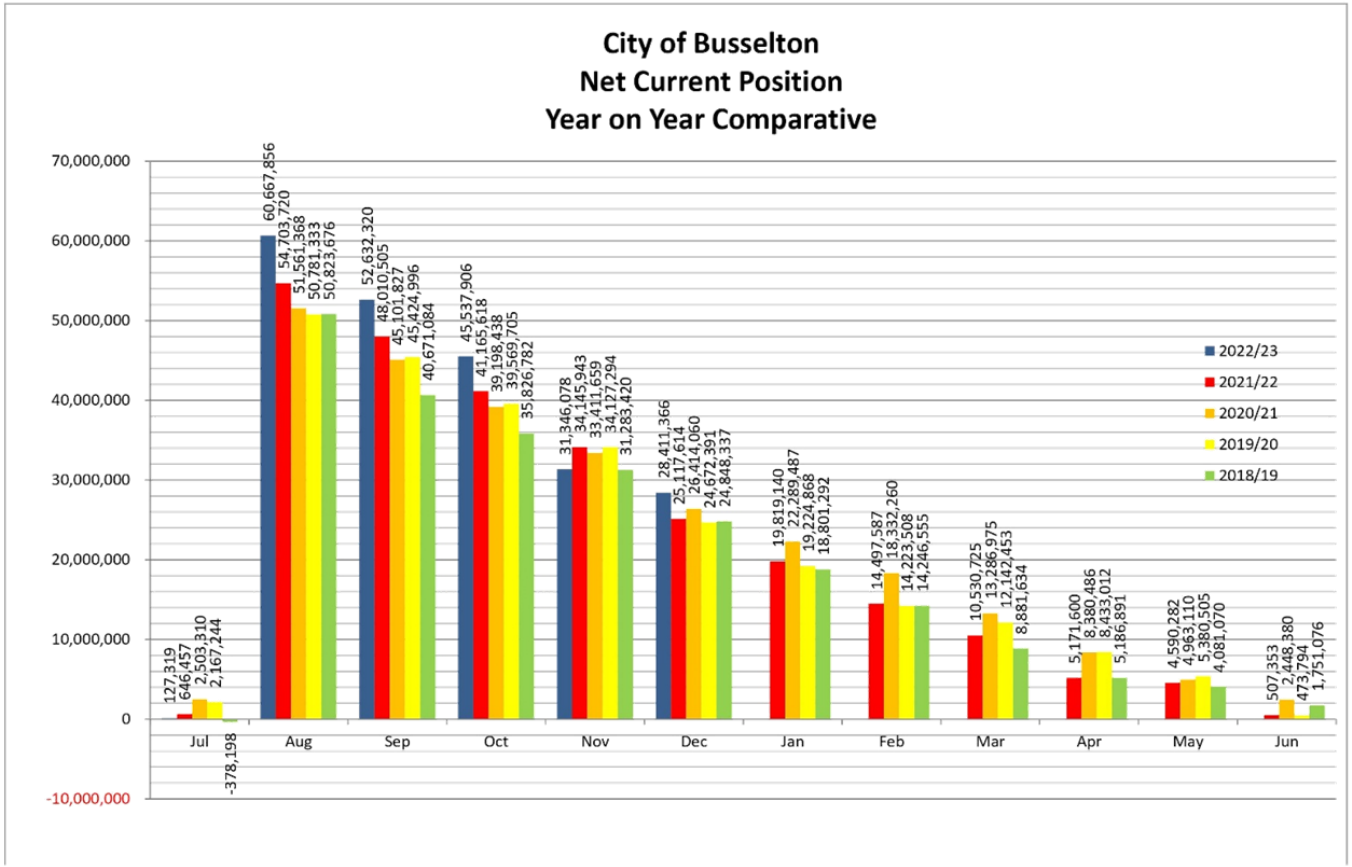
City of Busselton
Net Current Position
Year on Year Comparative
70,000,000
60,000,000
50,000,000
40,000,000
30,000,000
20,000,000
10,000,000
0
-10,000,000
Jul
Aug
Sep
Oct
Nov
Dec
Jan
Feb
Mar
Apr
May
Jun
2022/23
2021/22
2020/21
2019/20
2018/19
127,319
646,457
2,503,310
2,167,244
-378,198
60,667,856
54,703,720
51,561,368
50,781,333
50,823,676
52,632,320
48,010,505
45,101,827
45,424,996
40,671,084
45,537,906
41,165,618
39,198,438
39,569,705
35,826,782
31,346,078
34,145,943
33,411,659
34,127,294
31,283,420
28,411,366
25,117,614
26,414,060
24,672,391
24,848,337
19,819,140
22,289,487
19,224,868
18,801,292
14,497,587
18,332,260
14,223,508
14,246,555
10,530,725
13,286,975
12,142,453
8,881,634
5,171,600
8,380,486
8,433,012
5,186,891
4,590,282
4,963,110
5,380,505
4,081,070
507,353
2,448,380
473,794
1,751,076

7. NEXT MEETING DATE

Wednesday, 1 March 2023

8. CLOSURE

The meeting closed at 10:36am.

THESE MINUTES CONSISTING OF PAGES 1 TO 57 WERE CONFIRMED AS A TRUE AND CORRECT RECORD ON WEDNESDAY, 1 MARCH 2023.

DATE: 8/3/23 PRESIDING MEMBER: _____