


City of Busselton Annual Budget 2019-2020



*Where
environment
lifestyle and
opportunity
meet!*





2019/20 ANNUAL BUDGET
EXECUTIVE SUMMARY

It is with pleasure that the 2019/20 draft annual budget is presented for formal consideration by the Council.

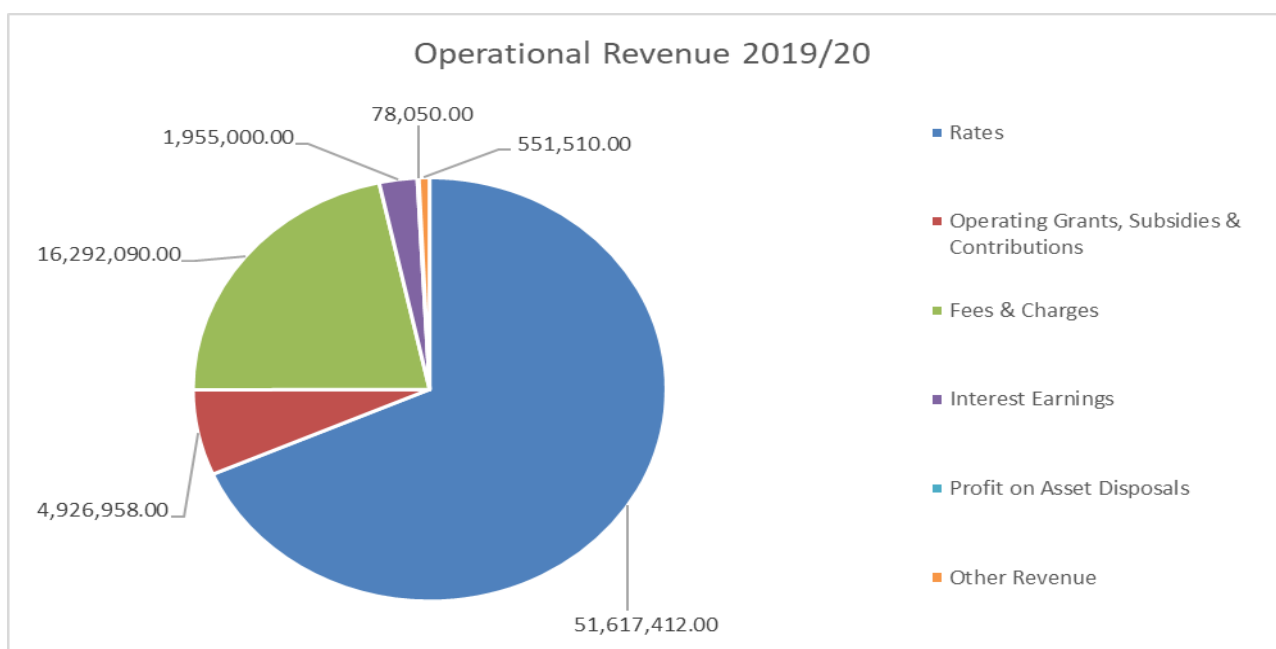
In its development, valuable guidance and direction has been provided by Elected Members to ensure that the draft budget is achievable and economical, whilst also being considerate of the community’s key goals and objectives; as reflected in the Council’s overarching strategic planning documents.

The draft budget has also been informed by a number of underpinning strategic documents, including the Long Term Financial Plan, the Asset Management Plan and the Workforce Plan. The decision to fund the associated financial implications associated with these plans affirms the Council’s intent that the annual budget should not only consider short term financial obligations, but is developed in a manner that recognises and makes provision for long term financial commitments.

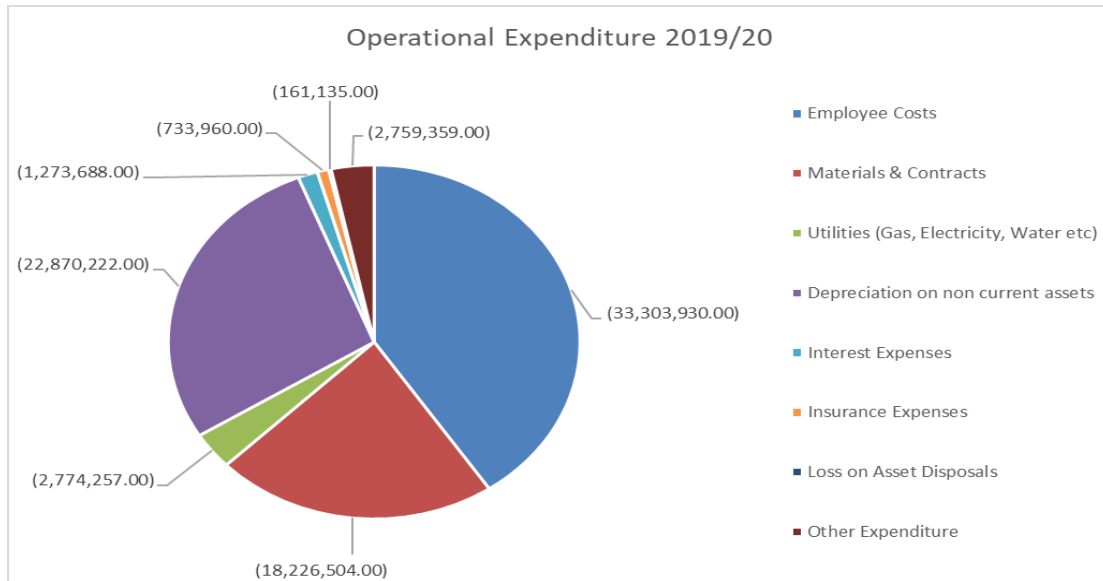
Consequently, it is considered that the draft budget as presented encapsulates the anticipated priorities and desires for the City and its residents over the next twelve months, whilst also continuing to provide a solid platform by which the City’s future financial sustainability can be further built upon.

Operations

The following provides a high level overview of operational Revenue and Expenditure included in the 2019/2020 draft Budget:



2019/20 ANNUAL BUDGET

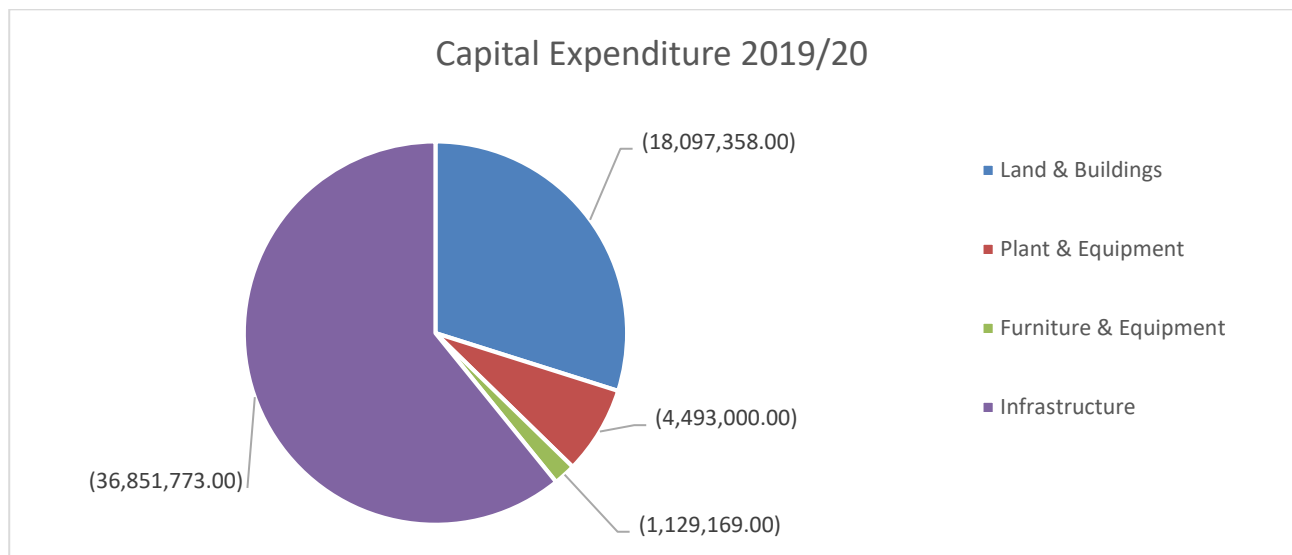


The following provides an overview of several draft budget highlights:

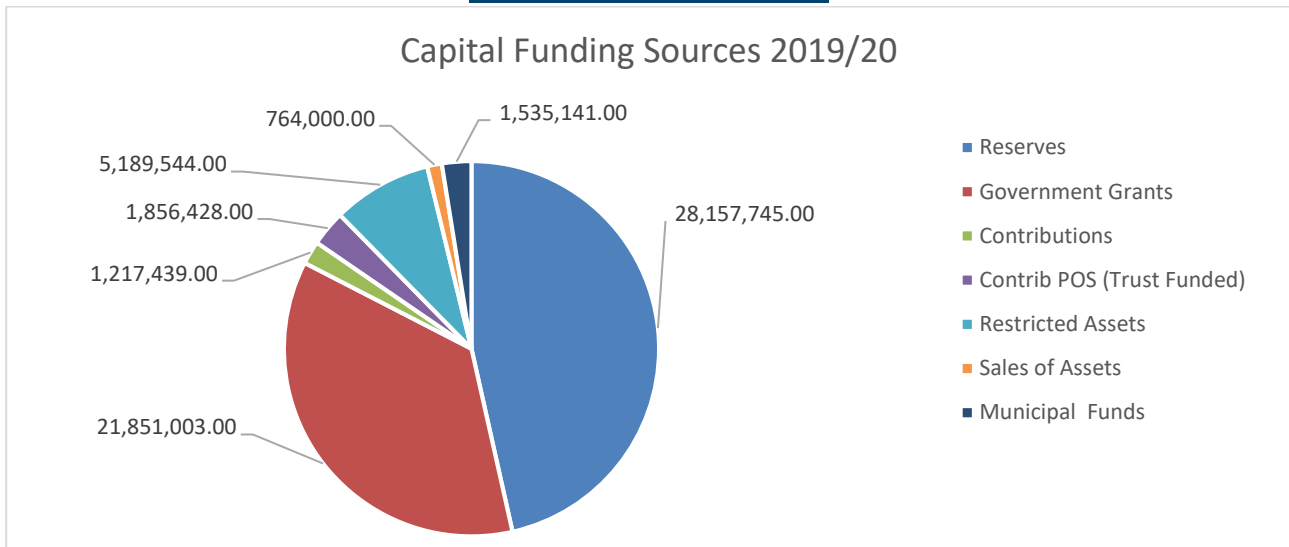
Capital Acquisitions and Construction

In addition to budgeted operating expenditure of \$82M, a further \$60.5M has been earmarked for capital activities in 2019/20. This is summarised by asset class as follows:

• Infrastructure	\$36.8M
• Land and Buildings	\$18.1M
• Plant and Equipment	\$4.5M
• Furniture and Office Equipment	\$1.1M
TOTAL	\$60.5M




2019/20 ANNUAL BUDGET



The draft capital acquisitions and construction budgets incorporate a number of significant projects, including the following:

Description	2019/20 Budget
Airport Terminal Stage 2 (B9716)	\$12,500,000
Busselton Senior Citizens (B9407)	\$1,163,450
Buildings – Other (Various)	\$4,233,908
Plant and Equipment (Various)	\$4,493,000
Furniture and Equipment (Various)	\$1,129,169
Busselton Foreshore (Various)	\$3,127,170
Lou Weston Oval – Courts (C3186)	\$1,883,400
Busselton Jetty (C3497)	\$1,700,000
Footpath & Cycle Ways Construction (Various)	\$1,572,615
Drainage (Various)	\$193,251
Car Parking Construction (Various)	\$719,342
Bridges Construction (Various)	\$1,720,000
Townscape Construction (Various)	\$836,221
Boat Ramps Construction (Various)	\$500,810
Beach Restoration (Various)	\$1,260,669
Parks, Gardens and Reserves (Various)	\$4,011,110
Cemetery Capital Works (Various)	\$204,425
Sanitation Infrastructure (Various)	\$3,342,990
Main Roads Projects (Various)	\$4,193,233



2019/20 ANNUAL BUDGET

<u>Description</u>	2019/20 Budget
Roads to Recovery Projects (Various)	\$2,312,635
Eastern Link Projects (Various)	\$3,150,000
Council Roads Initiative Road Projects (Various)	\$3,551,093

Borrowings

The 2019/20 draft annual budget includes \$150K in proposed new borrowing, for the following purposes:

⇒ **Community Groups Self Supporting Loan (\$150K)**


A Self Supporting Loan amount of \$150k has been included in the budget for provision of loan funding to other community groups, enabling them to borrow funds at lower interest rates through support of the City. Liability for the repayment of the loans remains with the community group. These loans are considered on request.

Rating

The Council has previously adopted its Long Term Financial Plan (LTFP) 2018/19 to 2027/28. The LTFP details the City's financial position over the next ten years and incorporates the financial implications of the City's Asset Management Plans, Corporate Business plan and other plans as they impact the LTFP.

A rate increase averaging 3.95% is being considered for the 2019/20 financial period to fund:

- An additional 0.50% increase in footpath and cycle way funding.
- An additional 0.50% increase in road upgrading funding.
- An additional 0.40% increase in community owned buildings and halls funding.
- An additional 0.30% increase in finance and borrowing costs.
- An additional 0.30% increase in maintenance for new assets such as parks, drainage and roads etc. that the City is to take ownership of.
- A 0.15% increase has been factored into cover general growth.
- A 1.8% increase to cover general Local Government costs. (e.g. Power, water construction costs etc.)



2019/20 ANNUAL BUDGET

Revaluations:

The standard annual revaluation of Unimproved Valuations (UV) has been completed by Landgate Valuation Services (LVS) and will be effective from the 1st July 2019. There are no significant UV valuation changes evident.

Both Unimproved and Gross Rental Valuations determine the distribution of total Rate burden between Ratepayers. Whilst Council can control the total amount of Rates to be collected, it is unable to determine what an individual property valuation will be and therefore what rate amount it will contribute.

Where a properties UV valuation has increased then the overall rate increase will usually be above the proposed average 3.95% increase. Conversely where a properties UV valuation has decreased then the overall rate increase will usually be below the proposed average 3.95% increase.

Further valuation information can be obtained at the following LVS websites:

Property Valuations Landing Page –

<https://www0.landgate.wa.gov.au/property-reports/property-valuations>

GRV & UV Videos – <https://www0.landgate.wa.gov.au/property-reports/property-valuations/videos-grv-uv>

Objections - <https://www0.landgate.wa.gov.au/property-reports/property-valuations/lodging-an-objection>

Waste Charges

There is to be an increase in waste charges however this has been kept to a minimal amount. Below are details of this increase:

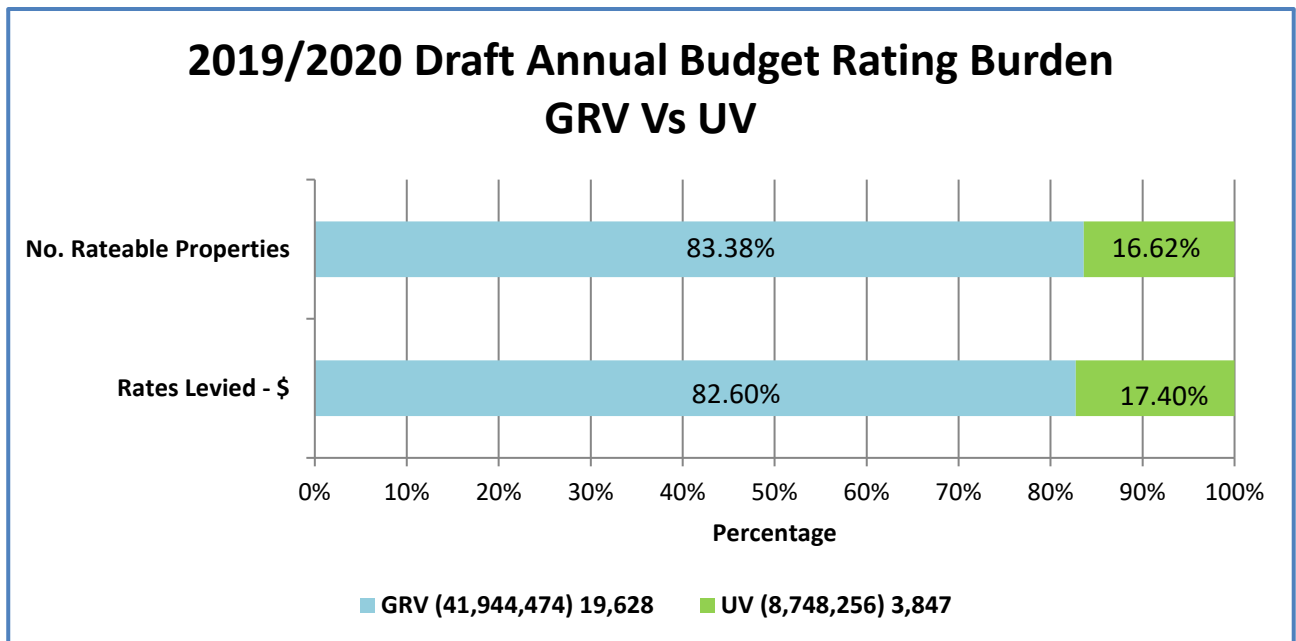
Charge Type	2018/2019	2019/2020	Increase
Refuse Removal Commercial	\$ 165	\$ 169	\$ 4
Refuse Removal Domestic	\$ 165	\$ 169	\$ 4
Recycling Fees - Domestic	\$ 80	\$ 82	\$ 2
Recycling Fees - Commercial	\$ 80	\$ 82	\$ 2

2019/20 ANNUAL BUDGET

Waste Avoidance and Resource Recovery Act Charges (WARR Act)

There has also been a further increase in the WARR Act charge from \$48 to \$ \$49.


The draft budget has also maintained the prevailing methodology in respect of the equity in the rating burden between the gross rental value (GRV) and unimproved valuation (UV) rating categories. The following graphical representation illustrates the comparative between the value of rates levied in each category (excluding specified area rates) and the number of rateable properties in each.



Whilst the above provides only a snapshot of the Council’s 2019/20 draft annual budget, it is considered that the budget represents excellent value for the ratepayers of the district, and as such, is recommended for approval.



Paul Needham
Acting Chief Executive Officer



City of Busselton
Geographie Bay

ANNUAL BUDGET

FINANCIAL STATEMENTS

2019 – 2020



City of Busselton

Geographe Bay

BUDGET

FOR THE YEAR ENDED

30 JUNE 2020

City of Busselton

Budget

For the Year Ended 30th June 2020

This page has been left blank intentionally

City of Busselton

Budget

For the Year Ended 30th June 2020

TABLE OF CONTENTS

Statement of Comprehensive Income by Nature or Type	4
Basis of Preparation	5
Statement of Comprehensive Income by Program	6
Statement of Financial Position	8
Statement of Changes in Equity	9
Statement of Cash Flows	10
Rate Setting Statement by Program	11
Rates and Service Charges	12
Net Current Assets	18
Reconciliation of Cash	20
Fixed Assets	24
Asset Depreciation	27
Borrowings	29
Cash Backed Reserves	32
Fees and Charges	43
Grant Revenue	43
Other Information	44
Major Land Transactions	45
Major Trading Undertakings	45
Interests in Joint Arrangements	45
Trust	46
Significant Accounting Policies - Other	46

Community Vision

Where environment, lifestyle and opportunity meet.

City of Busselton

Budget

For the Year Ended 30th June 2020

Statement of Comprehensive Income by Nature or Type

	Note	2019/20 Budget \$	2018/19 Actual \$	2018/19 Budget \$
Revenue				
Rates	1	51,617,412	48,723,934	48,575,646
Operating Grants, Subsidies and Contributions	9	4,926,958	6,079,293	3,747,650
Fees and Charges	8	16,292,090	15,793,598	15,828,160
Interest Earnings	10	1,955,000	2,336,295	2,283,760
Other Revenue		551,510	1,127,338	337,740
		75,342,970	74,060,458	70,772,956
Expenses				
Employee Costs		(33,303,930)	(30,339,391)	(31,215,454)
Materials and Contracts		(18,226,504)	(17,584,838)	(18,621,467)
Utility Charges		(2,774,257)	(2,607,810)	(2,569,240)
Depreciation on Non-Current Assets	5	(22,870,222)	(22,051,156)	(19,070,922)
Interest Expenses	10	(1,273,688)	(1,333,095)	(1,374,387)
Insurance Expenses		(733,960)	(713,980)	(698,808)
Other Expenditure		(2,759,359)	(998,204)	(3,046,879)
		(81,941,920)	(75,628,474)	(76,597,157)
		(6,598,950)	(1,568,016)	(5,824,201)
Non-Operating Grants, Subsidies and Contributions	9	32,042,712	14,465,113	30,347,185
Asset Adjustments as per Changes to Regulations		0	(1,185,285)	0
Profit on Asset Disposals	4	78,050	118,089	82,137
Loss on Asset Disposals	4	(161,135)	(54,624)	(34,577)
		31,959,627	13,343,293	30,394,745
NET RESULT		25,360,677	11,775,277	24,570,544
Other Comprehensive Income				
Changes on revaluation of non-current assets		0	1,055,204	0
		0	1,055,204	0
TOTAL COMPREHENSIVE INCOME		25,360,677	12,830,481	24,570,544

This statement is to be read in conjunction with the accompanying notes.

City of Busselton

Budget

For the Year Ended 30th June 2020

Basis of Preparation

The budget has been prepared in accordance with applicable Australian Accounting Standards (as they apply to local government and not-for-profit entities), Australian Accounting Interpretations, other authoritative pronouncements of the Australian Accounting Standards Board, the Local Government Act 1995 and accompanying regulations. Material accounting policies which have been adopted in the preparation of this budget are presented below and have been consistently applied unless stated otherwise.

Except for cash flow and rate setting information, the budget has also been prepared on the accrual basis and is based on historical costs, modified, where applicable, by the measurement at fair value of selected non-current assets, financial assets and liabilities.

The Local Government Reporting Entity

All Funds through which the Council controls resources to carry on its functions have been included in the financial statements forming part of this budget.

In the process of reporting on the local government as a single unit, all transactions and balances between those Funds (for example, loans and transfers between Funds) have been eliminated.

All monies held in the Trust Fund are excluded from the financial statements. A separate statement of those monies appears at Note 14 to this budget document.

2018/19 Actual Balances

Balances shown in this budget as 2018/19 Actual are as forecast at the time of budget preparation and are subject to final adjustments.

Key Terms and Definitions – Nature or Type

Revenues

Rates

All rates levied under the Local Government Act 1995. Includes general, differential, specific area rates, minimum rates, interim rates, back rates, ex-gratia rates, less discounts offered.

Exclude administration fees, interest on instalments, and interest on arrears, service charges and sewerage rates.

Service Charges

Service charges imposed under Division 6 of Part 6 of the Local Government Act 1995. Regulation 54 of the Local Government (Financial Management) Regulations 1996 identifies the charges which can be raised. These are television and radio broadcasting, underground electricity and neighbourhood surveillance services.

Profit on Asset Disposal

Profit on the disposal of assets including gains on the disposal of long term investments. Losses are disclosed under the expenditure classifications.

Operating Grants, Subsidies and Contributions

Refers to all amounts received as grants, subsidies and contributions that are not non-operating grants.

Non-Operating Grants, Subsidies and Contributions

Amounts received specifically for the acquisition, construction of new or the upgrading of non-current assets paid to a local government, irrespective of whether these amounts are received as capital grants, subsidies, contributions or donations.

Fees and Charges

Revenues (other than service charges) from the use of facilities and charges made for local government services, sewerage rates, rentals, hire charges, fee for service, photocopying charges, licences, sale of goods or information, fines, penalties and administration fees, rubbish collection fees, rental of property, fines and penalties, other fees and charges, etc.

Interest Earnings

Interest and other items of a similar nature received from bank and investment accounts, interest on rate instalments, interest on rate arrears and interest on debtors.

Other Revenue

Other revenue, which cannot be classified under the above headings, includes dividends, discounts, rebates etc.

Expenses

Employee Costs

All costs associated with the employment of a person such as salaries, wages, allowances, superannuation, employment expenses, removal expenses, relocation expenses, worker's compensation insurance, training costs, conferences, safety expenses, medical examinations, fringe benefit tax, etc.

Materials and Contracts

All expenditures on materials, supplies and contracts not classified under other headings. These include supply of goods and materials, legal expenses, consultancy, maintenance agreements, communication expenses, advertising expenses, membership, periodicals, publications, hire expenses, rental, leases, postage and freight, contract services, consultancy, information technology, rental or lease expenditures, etc.

Utility Charges

Expenditures made to the respective agencies for the provision of power, gas or water. Excludes expenditure incurred for the reinstatement of roadworks on behalf of those agencies.

Insurance Expenses

All insurance other than worker's compensation and health benefit insurance included as a cost of employment.

Loss on Asset Disposals

Loss on the disposal of fixed assets.

Depreciation on Non-Current Assets

Depreciation expenses raised on all classes of assets.

Interest Expenses

Interest and other costs of finance paid, including costs of finance for loan debentures, overdraft accommodation and refinancing expenses.

Other Expenditure

Statutory fees, taxes, provision for bad debts, member's fees or levies including FESA levy and State taxes. Donations and subsidies made to community groups.

City of Busselton

Budget

For the Year Ended 30th June 2020

Statement of Comprehensive Income by Program

Note	2019/20 Budget \$	2018/19 Actual \$	2018/19 Budget \$
Revenue			
General Purpose Funding	55,427,746	53,475,303	52,031,810
Governance	369,800	871,681	275,000
Law, Order & Public Safety	860,783	870,264	749,777
Health	619,300	642,383	587,300
Education and Welfare	6,440	8,614	6,300
Housing	478,750	477,766	475,400
Community Amenities	9,071,477	8,775,902	8,697,362
Recreation and Culture	4,315,644	4,521,332	3,882,968
Transport	1,606,880	1,954,683	1,430,330
Economic Services	2,042,500	1,891,350	2,071,539
Other Property and Services	543,650	571,180	565,170
	75,342,970	74,060,458	70,772,956
Expenses (Refer Notes 1,2, & 14)			
General Purpose Funding	(1,108,720)	(1,004,147)	(1,118,745)
Governance	(6,984,950)	(6,899,000)	(6,719,836)
Law, Order & Public Safety	(3,331,426)	(3,179,072)	(3,168,368)
Health	(1,490,615)	(1,447,639)	(1,493,536)
Education and Welfare	(153,574)	(166,793)	(151,790)
Housing	(1,325,049)	(1,221,031)	(1,314,324)
Community Amenities	(14,284,417)	(12,927,230)	(13,088,564)
Recreation and Culture	(24,716,462)	(22,403,790)	(22,258,207)
Transport	(23,187,872)	(21,882,407)	(21,148,516)
Economic Services	(3,422,827)	(3,338,446)	(3,547,687)
Other Property and Services	(662,320)	(1,011,109)	(1,213,197)
	(80,668,232)	(75,480,664)	(75,222,770)
Finance Costs (Refer Notes 2 & 5)			
Governance	(656,476)	(687,461)	(687,544)
Recreation and Culture	(529,890)	(584,066)	(600,018)
Transport	(55,573)	(29,290)	(54,545)
Economic Services	(1,064)	(1,594)	(1,595)
Other Property and Services	(30,685)	(30,684)	(30,685)
	(1,273,688)	(1,333,095)	(1,374,387)
Non-Operating Grants, Subsidies & Contributions			
Governance	679,956	140,044	0
Law, Order & Public Safety	987,890	814,215	123,310
Health	6,180	8,487	6,000
Community Amenities	1,032,600	273,000	500,000
Recreation and Culture	4,604,139	3,417,379	4,401,995
Transport	24,731,947	9,811,988	25,315,880
Economic Services	0	0	0
Other Property and Services	0	0	0
	32,042,712	14,465,113	30,347,185
Profit / (Loss) on Disposal of Assets (Refer Note 4)			
General Purpose Funding			
Governance	2,803	891	600
Law, Order & Public Safety	(2,200)	3,231	(1,162)
Health	0	1,825	400
Housing	0	(56)	0
Community Amenities	(135,562)	7,359	1,100
Recreation and Culture	38,979	(14,487)	31,794
Transport	8,240	61,313	18,868
Economic Services	3,691	606	1,100
Other Property and Services	964	2,783	(5,140)
	(83,085)	63,465	47,560
NET RESULT	25,360,677	11,775,277	24,570,544
Changes on revaluation of non-current assets	0	1,055,204	0
TOTAL COMPREHENSIVE INCOME	25,360,677	12,830,481	24,570,544

City of Busselton

Budget

For the Year Ended 30th June 2020

Key Terms and Definitions – Reporting Programs

In order to discharge its responsibilities to the community, the City has developed a set of operational and financial objectives. These objectives have been established both on an overall basis, reflected by the City's vision, and for each of its broad activities / programs.

<u>Program Name</u>	<u>Objective</u>	<u>Activities</u>
Governance	To provide decision making process for the efficient allocation of scarce resources.	Administration and operation of facilities and services to members of Council; other costs that relate to strategic planning, policy making and assisting elected members and ratepayers on matters which do not concern other specific services of Council.
General Purpose Funding	To collect revenue to allow for the provision of services.	Rates, interest revenue and other general purpose Government grants together with any expenses incurred in realising these incomes.
Law, Order and Public Safety	To provide services to help ensure a safer and environmentally conscious community.	Supervision and enforcement of various by-laws, fire prevention, animal control and emergency services. Council also provides assistance to surf lifesaving efforts.
Health	To provide an operational framework for environmental and community health.	Inspections of food outlets and their control, noise control, waste disposal compliance, mosquitoes and stingers control.
Education and Welfare	To provide services for the elderly, children and youth.	Annual donation relative to the operation of a Senior Citizen's Centre and the school chaplaincy program.
Housing	To provide and maintain elderly residents housing.	The operation of three sets of aged persons homes
Community Amenities	To provide services required by the community	Includes rubbish collection and disposal services, recycling initiatives, septic tank inspection services, urban stormwater drainage networks, environmental protection initiatives, operation of three cemeteries, town scaping facilities, as well as the administration of Council's Town Planning Scheme and associated policies and obligations.
Recreation and Culture	To establish and effectively manage infrastructure and resources which will help the social well-being of the community.	Maintenance of halls, swimming areas and beaches, various reserves, recreation programs, the Busselton Jetty, the operation of the two Libraries, the maintenance and operation of the two Leisure Centres, and the employment of a Cultural Development Officer.
Transport	To provide safe, effective and efficient transport services to the community.	Construction and maintenance of roads, bridges, drainage, footpaths, cycle ways, parking facilities, traffic signs and depot. Also includes cleaning of streets, maintenance of street trees, street lighting etc. Control and maintenance of a regional airport.
Economic Services	To help promote the City and its economic wellbeing.	The regulation and provision of tourism initiatives, the maintenance and operation of a Caravan park and the implementation of building controls. Provision of rural services including weed control, vermin control and standpipes.
Other Property and Services	To monitor and control Council's overheads operating accounts.	Private works operation, plant repair and operation costs and engineering operation costs.

City of Busselton

Budget

For the Year Ended 30th June 2020

Statement of Financial Position

	Note	2019/20 Budget \$	2018/19 Actual \$	2018/19 Budget \$
Current Assets				
Cash and Cash Equivalents	3	48,480,120	70,272,317	48,145,227
Trade and Other Receivables		3,618,742	3,632,379	4,152,115
Inventories		24,981	24,981	23,000
TOTAL CURRENT ASSETS		52,123,843	73,929,677	52,320,342
Non-Current Assets				
Other Receivables		754,478	680,533	702,139
Property, Plant and Equipment	4	160,565,079	144,333,683	159,562,515
Infrastructure	4	591,609,308	564,715,992	584,941,503
TOTAL NON-CURRENT ASSETS		752,928,865	709,730,208	745,206,157
TOTAL ASSETS		805,052,708	783,659,885	797,526,499
Current Liabilities				
Trade and Other Payables		6,695,095	7,515,536	9,318,562
Current Portion of Long Term Borrowings	6	3,392,000	3,291,161	3,357,607
Provisions		4,614,181	4,614,181	4,492,008
TOTAL CURRENT LIABILITIES		14,701,276	15,420,878	17,168,177
Non-Current Liabilities				
Long Term Borrowings	6	27,862,892	31,111,143	31,364,911
Provisions		627,843	627,844	753,327
TOTAL NON-CURRENT LIABILITIES		28,490,735	31,738,987	32,118,238
TOTAL LIABILITIES		43,192,011	47,159,865	49,286,415
NET ASSETS		761,860,697	736,500,020	748,240,084
Equity				
Retained Surplus		483,052,998	444,713,503	472,207,374
Reserves – Cash Backed	7	42,611,400	55,590,218	40,891,615
Revaluation Surplus		236,196,299	236,196,299	235,141,095
TOTAL EQUITY		761,860,697	736,500,020	748,240,084

This statement is to be read in conjunction with the accompanying notes.

City of Busselton

Budget

For the Year Ended 30th June 2020

Statement of Changes in Equity

	Note	Retained Surplus \$	Reserves Cash Backed \$	Revaluation Surplus \$	Total Equity \$
Balance as at 1 July 2018		440,549,926	47,978,518	235,141,095	723,669,539
Changes in Accounting Policy		0	0	0	0
Correction of Errors		0	0	0	0
Restated Balance		440,549,926	47,978,518	235,141,095	723,669,539
<u>Comprehensive Income</u>					
Net Result		11,775,277	0	0	11,775,277
Changes on Revaluation of Non-Current Assets		0	0	1,055,204	1,055,204
Total Other Comprehensive Income		11,775,277	0	1,055,204	12,830,481
Reserve Transfers		(7,611,700)	7,611,700	0	0
Balance as at 30 June 2019		444,713,503	55,590,218	236,196,299	736,500,020
<u>Comprehensive Income</u>					
Net Result		25,360,677	0	0	25,360,677
Changes on Revaluation of Non-Current Assets		0	0	0	0
Total Other Comprehensive Income		25,360,677	0	0	25,360,677
Reserve Transfers		12,978,818	(12,978,818)	0	0
Balance as at 30 June 2020		483,052,998	42,611,400	236,196,299	761,860,697

This statement is to be read in conjunction with the accompanying notes.

City of Busselton

Budget

For the Year Ended 30th June 2020

Statement of Cash Flows

	Note	2019/20 Budget \$	2018/19 Actual \$	2018/19 Budget \$
Cash Flows from Operating Activities				
Receipts				
Rates		51,741,639	48,748,066	48,626,293
Operating Grants, Subsidies and Contributions		4,930,617	5,818,152	3,749,620
Fees & Charges		16,294,954	15,592,811	15,259,370
Interest Earnings		1,955,000	2,336,296	2,283,760
Goods and Services Tax		3,000,000	6,399,565	4,767,576
Other Revenue		494,147	3,243,563	338,845
		78,416,357	82,138,453	75,025,464
Payments				
Employee Costs		(33,310,994)	(30,267,355)	(31,224,986)
Materials and Contracts		(19,049,654)	(17,167,310)	(18,638,303)
Utility Charges		(2,774,257)	(2,607,810)	(2,569,240)
Interest Expenses		(1,273,688)	(1,333,095)	(1,374,387)
Insurance Expenses		(733,960)	(713,980)	(698,808)
Goods and Services Tax		(3,000,000)	(6,146,871)	(4,000,000)
Other Expenditure		(2,746,912)	(4,694,075)	(3,069,394)
		(62,889,465)	(62,930,496)	(61,575,118)
Net Cash Provided by (used in) Operating Activities	3	15,526,892	19,207,957	13,450,346
Cash Flows from Investing Activities				
Payment for Purchase of Property, Plant and Equipment	4	(23,722,201)	(5,545,263)	(23,879,994)
Payment for Construction of Infrastructure	4	(36,851,773)	(23,006,580)	(36,804,070)
Non-Operating Grants, Subsidies and Contributions used for the Development of Assets		23,758,961	6,529,299	21,995,799
Proceeds from Sale of Assets	4	3,476,580	926,173	1,045,950
		(33,338,433)	(21,096,371)	(37,642,315)
Net Cash Provided By (Used In) Investing Activities		(33,338,433)	(21,096,371)	(37,642,315)
Cash Flows from Financing Activities				
Repayment of Debentures/ Leases	6	(4,056,712)	(3,055,609)	(3,155,395)
Proceeds from Self Supporting Loans		76,056	73,001	79,252
Advance of Self Supporting Loan		(150,000)	0	(150,000)
Proceeds from New Debentures	6	150,000	2,730,000	3,150,000
		(3,980,656)	(252,608)	(76,143)
Net Cash Provided By (Used In) Financing Activities		(3,980,656)	(252,608)	(76,143)
Net Increase (Decrease) in Cash Held		(21,792,197)	(2,141,022)	(24,268,112)
Cash at Beginning of Year		70,272,317	72,413,339	72,413,339
Cash and Cash Equivalents at the End of the Year	3	48,480,120	70,272,317	48,145,227

This statement is to be read in conjunction with the accompanying notes.

City of Busselton

Budget

For the Year Ended 30th June 2020

Rate Setting Statement

		2019/20 Budget \$	2018/19 Actual \$	2018/19 Budget \$
Revenue from Operating Activities (excluding rates)				
General Purpose Funding		4,382,440	5,286,500	3,980,904
Governance		1,054,426	1,024,932	275,600
Law, Order & Public Safety		1,848,673	1,689,937	873,087
Health		625,480	652,695	593,700
Education and Welfare		6,440	8,614	6,300
Housing		478,750	477,766	475,400
Community Amenities		10,105,790	9,061,148	9,202,462
Recreation and Culture		8,964,689	7,944,229	8,325,979
Transport		26,360,933	11,832,273	26,779,371
Economic Services		2,046,191	1,891,957	2,072,639
Other Property and Services		544,614	584,806	565,930
		56,418,426	40,454,857	53,151,372
Expenditure from Operating Activities				
General Purpose Funding		(1,108,720)	(1,004,147)	(1,118,745)
Governance		(7,643,293)	(7,598,777)	(7,407,380)
Law, Order & Public Safety		(3,333,626)	(3,181,300)	(3,169,530)
Health		(1,490,615)	(1,447,639)	(1,493,536)
Education and Welfare		(153,574)	(166,793)	(151,790)
Housing		(1,325,049)	(1,221,087)	(1,314,324)
Community Amenities		(14,421,692)	(12,932,118)	(13,092,564)
Recreation and Culture		(25,252,279)	(23,007,861)	(22,867,447)
Transport		(23,257,311)	(21,915,986)	(21,217,354)
Economic Services		(3,423,891)	(3,340,040)	(3,549,282)
Other Property and Services		(693,005)	(1,052,634)	(1,249,782)
		(82,103,055)	(76,868,382)	(76,631,734)
Net Operating Result Excluding Rates		(25,684,629)	(36,413,525)	(23,480,362)
Operating Activities Excluded from Budget				
Profit / (Loss) on Asset Disposal	4	83,085	(63,465)	(47,560)
Movement in Deferred Pensioner Rates		0	(41,946)	0
Movement in Deposits and Bonds		0	(875,052)	0
Movement in Employee Benefit Provisions		0	(3,311)	0
Movement in Non-Cash Contributions		(8,224,000)	(7,957,839)	(8,365,000)
Depreciation on Assets	5	22,870,222	22,051,156	19,070,922
Allocations, Asset and Other Adjustments		0	843,367	
Capital Expenditure and Revenue				
Purchase of Land and Buildings	4	(18,097,358)	(1,393,002)	(17,618,620)
Purchase of Plant and Equipment	4	(4,493,000)	(3,760,218)	(5,363,500)
Purchase of Furniture and Fittings	4	(1,129,169)	(437,479)	(883,640)
Purchase of infrastructure Assets	4	(36,851,773)	(23,006,581)	(36,804,070)
Proceeds from Disposal of Assets	4	3,476,580	926,173	1,045,950
Financing Activities				
Repayment of Debentures	6	(3,297,412)	(3,055,609)	(3,155,395)
Repayment of Capital Leases		(759,300)	0	0
Proceeds from New Debentures	6	150,000	2,730,000	3,150,000
Advances to Community Groups		(150,000)	0	(150,000)
Self-Supporting Loan Principal Income		76,055	73,002	79,253
Transfers to Reserves / Restricted Assets	3	(21,938,142)	(22,472,836)	(19,820,123)
Transfers from Reserves / Restricted Assets	3	41,172,459	22,908,147	40,779,948
ADD : Estimated Surplus / (Deficit) July 1 B/Fwd	2	1,751,076	3,511,291	3,511,291
LESS : Estimated Surplus / (Deficit) June 30 C/Fwd	2	0	1,751,076	0
Amount Required to be Raised from General Rates	1	(51,045,306)	(48,188,803)	(48,050,906)

This statement is to be read in conjunction with the accompanying notes.

City of Busselton

Budget

For the Year Ended 30th June 2020

Notes to and Forming Part of the Budget

1. Rates and Service Charges

(a) Rating Information – 2019/20 Financial Year

Rate Type	Rate in \$	Number of Properties	Rateable Value \$	2019/20 Budgeted Rate Revenue \$	2019/20 Budgeted Interim Rates \$	2019/20 Budgeted Total Revenue \$	2018/19 Actual Total Revenue \$
Differential General Rate							
GRV–Residential	9.8489	13,858	255,382,956	25,152,598	0	25,152,598	24,055,825
GRV- Residential Holiday Homes	10.8339	524	10,267,140	1,112,329	0	1,112,329	1,043,674
GRV–Industrial	11.3732	433	20,214,914	2,299,080	0	2,299,080	2,145,037
GRV–Commercial	11.3732	1,373	70,228,993	7,987,276	0	7,987,276	6,920,775
GRV–Residential Vacant Land	9.8489	254	7,213,420	710,449	0	710,449	740,461
GRV–Industrial Vacant Land	11.3732	63	1,392,550	158,377	0	158,377	162,506
GRV–Commercial Vacant Land	11.3732	50	2,301,350	261,737	0	261,737	331,578
UV-Primary Production	0.4404	811	620,126,000	2,731,032	0	2,731,032	2,657,049
UV-Rural	0.4455	1,503	731,467,000	3,258,682	0	3,258,682	2,935,663
UV-Commercial	0.8037	148	89,879,000	722,357	0	722,357	693,567
Interim Rates				0	421,183	421,183	680,789
Sub-Totals		19,017	1,808,473,323	44,393,917	421,183	44,815,100	42,366,924
Minimum Differential General Rate	Minimum \$						
GRV–Residential	1,375	1,292	16,632,128	1,776,500	0	1,776,500	1,471,600
GRV- Residential Holiday Homes	1,430	19	237,380	27,170	0	27,170	39,000
GRV–Industrial	1,375	21	208,031	28,875	0	28,875	28,600
GRV–Commercial	1,375	630	4,705,324	866,250	0	866,250	786,500
GRV–Residential Vacant Land	1,375	975	6,882,890	1,340,625	0	1,340,625	1,340,300
GRV–Industrial Vacant Land	1,375	0	0	0	0	0	1,300
GRV–Commercial Vacant Land	1,375	69	425,560	94,875	0	94,875	74,100
UV-Primary Production	1,375	229	52,671,500	314,875	0	314,875	300,300
UV-Rural	1,500	1,077	248,710,500	1,615,500	0	1,615,500	1,555,400
UV-Commercial	1,375	77	3,272,634	105,875	0	105,875	101,400
Sub-Totals		4,389	333,745,947	6,170,545	0	6,170,545	5,698,500
Back Rates / Prior Period Adjustments						59,661	123,379
Total Amount Raised from General Rates						51,045,306	48,188,803
Specified Area Rate						572,106	535,131
Total Rates						51,617,412	48,723,934

City of Busselton

Budget

For the Year Ended 30th June 2020

Notes to and Forming Part of the Budget

1. Rates and Service Charges (Continued)

(a) Rating Information – 2019/20 Financial Year (Continued)

The general rates detailed above for the 2019/20 financial year have been determined by Council on the basis of raising the revenue required to meet the deficiency between the total estimated expenditure proposed in the budget and the estimated revenue to be received from all sources other than rates and also considering the extent of any increase in rating over the level adopted in the previous year. The minimum rates have been determined by Council on the basis that all ratepayers must make a reasonable contribution to the cost of the Local Government services / facilities.

(b) Interest Charges and Instalments

An interest rate of 11% will be charged on all rate payments which are late. It is estimated this will generate income of \$250,000.

Two separate payment option plans will be made available to all ratepayers for the payment of their rates.

Option 1 (Full Payment)

Full amount of rates and charges including arrears to be paid on or before 11th September 2019 or 35 days after the date of service appearing on the rate notice whichever is the later.

Option 2 (4 Instalments)

First instalment to be received on or before 11th September 2019 or 35 days after the date of service appearing on the rate notice whichever is the later and including all arrears and service charges and one quarter of the current rates. The second, third and fourth instalments of the current rates are to be made on or before dates shown below:

- 1st Instalment 11th September 2019
- 2nd Instalment 11th November 2019
- 3rd Instalment 13th January 2020
- 4th Instalment 13th March 2020

The cost of the instalment Plan will comprise of simple interest of 5.5% pa calculated from the date the first instalment is due, together with an administration fee of \$6 for each instalment notice issued (i.e. \$18.00 for option 2).

The total revenue from the imposition of the interest and administration charge referred to above is estimated at:-

	2019/20 Budget \$	2018/19 Actual \$	2018/19 Budget \$
Administration Fee	121,140	116,347	116,760
Late Payment Interest	225,000	260,987	212,000
Instalment Plan Interest	250,000	249,173	238,000
	596,140	626,507	566,760

City of Busselton

Budget

For the Year Ended 30th June 2020

Notes to and Forming Part of the Budget

1. Rates and Service Charges (Continued)

(c) Rating Objects and Reasons for Differential Rates

The overall object of the City's differential rates is to raise rate revenue in a manner that is simple, efficient and equitable to all ratepayers within the district. The reasons for each differential rate are as follows:

Differential Rates – Gross Rental Valuations (GRV)

❖ Residential (Vacant/Improved)

The object of this category is to apply a differential general rate and minimum payment to land zoned and used for residential purposes and to act as the City's benchmark differential rate and minimum payment by which all other GRV rated properties are assessed.

The reason for this rate is to ensure that all ratepayers make a reasonable contribution towards the ongoing maintenance and provision of works, services and facilities throughout the City.

❖ Holiday Homes

The object of this category is to apply a differential rate to land used for Holiday Home purposes.

The reasons for this rate is in order to assist with the funding of Tourism and Marketing and related projects throughout the district.

The rate in the dollar and minimum payment for this category is to be 10.00% higher than the residential benchmark differential rate and minimum payment.

❖ Commercial/Industrial (Vacant and Improved)

The object of this category is to apply a differential rate to land zoned and used for Industrial and Commercial purposes.

The reason for this rate is in order to raise additional revenue to fund Tourism and Marketing and related projects throughout the district.

The rate in the dollar for this category is to be 1.5242 cents higher than the residential benchmark differential rate.

City of Busselton

Budget

For the Year Ended 30th June 2020

Notes to and Forming Part of the Budget

1. Rates and Service Charges (Continued)

(c) Rating Objects and Reasons for Differential Rates (Continued)

Differential Rates – Unimproved Valuations (UV)

❖ Primary Production

The object of this category is to apply a base differential general rate to land zoned and used typically for bona-fide farming and is to act as the City's benchmark differential rate by which all other UV rated properties are assessed.

The reason for this rate is to ensure that all ratepayers make a reasonable contribution towards the ongoing maintenance and provision of works, services and facilities throughout the City.

❖ UV Rural

The object of this category is to apply a base differential general rate to land zoned and used typically for non-primary production or non-commercial purposes and is to comply with the Council's determination to increase rates by an additional average of \$100 per property over the previous year.

The reason for this rate is to acknowledge that the majority of properties in this category are typically of a rural residential nature and that the level of rating should be more reflective of such use.

The rate in the dollar for this category is to be 0.00051 cents higher than the primary production benchmark differential rate.

❖ UV Commercial

The object of this category is to apply a base differential general rate to land zoned and used typically for non-agricultural commercial purposes within an agricultural setting.

The reason for this rate is to achieve a fair and equitable level of rating between commercial properties within both the UV and GRV differential rating categories.

The rate in the dollar for this category is to be 0.03633 cents higher than the primary production benchmark differential rate.

City of Busselton

Budget

For the Year Ended 30th June 2020

Notes to and Forming Part of the Budget

1. Rates and Service Charges (Continued)

(d) Differential Minimum Payment

General Minimum Rate \$1,375, Residential Holiday Homes \$1,430, and UV Rural Minimum \$1,500.

(e) Variation to Adopted Differential Rates to Local Public Notice

The following rates and minimum payments were previously set out in the local public notice giving notice of the intention to charge differential rates.

Differential general rate or general rate	Proposed Rate in \$	Adopted Rate in \$	Reason for the Difference
GRV – Industrial/ Commercial (Improved & Vacant Land)	11.3732	11.3732	No change
GRV – Holiday Homes	10.8339	10.8339	No change
UV - Rural	0.4455	0.4455	No Change
UV – Commercial	0.8037	0.8037	No Change
GRV – Residential (Improved & Vacant Land)	9.8489	9.8489	No Change
UV – Primary Production	0.4404	0.4404	No Change

Minimum Payments	Proposed Minimum \$	Adopted Minimum \$	Reason for the Difference
General Minimum Rates	1,375	1,375	No change
Residential Holiday Homes	1,430	1,430	No Change
UV Rural Minimum Rates	1,500	1,500	No change

(f) Specified Area Rates

	Rate in \$	Basis of Rate	Rateable Value	2019/20 Budgeted Revenue \$	Budget Applied to Cost \$	2018/19 Actual \$
Port Geographe	1.5719	GRV	13,674,270	214,942	214,942	193,748
Provence	1.4462	GRV	12,142,530	175,606	175,606	167,730
Provence	0.0143	UV	5,300,000	757	757	731
Vasse	1.8385	GRV	9,834,070	180,801	180,801	172,922
				572,106	572,106	535,131

(g) Service Charges

	Amount of Charge \$	2019/20 Budgeted Revenue \$	Budget Applied to Cost \$	2018/19 Actual \$
	0	0	0	0
		0	0	0

(h) Discounts, Incentives, Concessions, & Write-offs

	Discount %	Type	2019/20 Budget \$	2018/19 Actual \$
Rates :-				
Back Rates Levied/Prior Period Adjustments	0	Adjustment	59,661	123,379
Write-Off's	0	Write-off	0	0
			59,661	123,379

City of Busselton

Budget

For the Year Ended 30th June 2020

Notes to and Forming Part of the Budget

1. Rates and Service Charges (Continued)

(i) Waivers and Concessions

Rate or Fee and Charge to which the Waiver or Concession is Granted	Type	Disc % or Amount (\$)	2019/20 Budget \$	2018/19 Actual \$	Circumstances in which the waiver or concession is granted	Objects and reasons of the waiver or concession
\$26,199.30	Concession	20.30	\$5,318.46	\$5,116.34	Continued eligibility by Forrest Personnel Inc. for rate exemption.	Portion of the property at 72 Forrest Street Busselton is occupied by Forrest Personnel Inc. who are eligible for rate exemption
\$7,672.47	Concession	51.00	\$3,912.96	\$3,764.25	Continued eligibility by St Vinnies Dunsborough for rate exemption.	Portion of the property at 10 Clark Street Dunsborough is occupied by St Vinnies Dunsborough who are eligible for rate exemption

City of Busselton

Budget

For the Year Ended 30th June 2020

Notes to and Forming Part of the Budget

2. Net Current Assets	2019/20 Budget \$	2018/19 Actual \$
Composition of Estimated Net Current Asset Position		
Current Assets		
Cash – Unrestricted	646,604	3,204,485
Cash – Restricted	47,833,516	67,067,832
Receivables	3,080,000	3,093,637
Inventory	24,981	24,981
	51,585,101	73,390,935
Less : Current Liabilities		
Payables	(3,751,585)	(4,572,026)
Deposits and Bonds	(2,943,510)	(2,943,510)
	(6,695,095)	(7,515,536)
Net Current Asset Position	44,890,006	65,875,399
Add : Current Liabilities Cash Backed	2,943,510	2,943,510
Less : Cash - Restricted	(47,833,516)	(67,067,833)
Estimated Surplus / (Deficit) C/Fwd.	0	1,751,076

The estimated surplus/ (deficiency) C/Fwd. in the 2018/19 actual column represents the forecast surplus (deficit) brought forward as at 1 July 2019.

The estimated surplus/ (deficiency) C/Fwd. in the 2019/20 budget column represents the surplus (deficit) carried forward as at 30 June 2020.

City of Busselton

Budget

For the Year Ended 30th June 2020

Notes to and Forming Part of the Budget

Significant Accounting Policies

Current and Non-Current Classification

In the determination of whether an asset or liability is current or non-current, consideration is given to the time when each asset or liability is expected to be settled. The asset or liability is classified as current if it is expected to be settled within the next 12 months, being the Council's operational cycle.

In the case of liabilities where the Council does not have the unconditional right to defer settlement beyond 12 months, such as vested annual leave, the liability is classified as current even if not expected to be settled within the next 12 months. Inventories held for trading are classified as current even if not expected to be realised in the next 12 months except for land held for sale where it is held as non-current based on the Council's intentions to release for sale.

Trade and Other Receivables

Trade and other receivables include amounts due from ratepayers for unpaid rates and service charges and other amounts due from third parties for goods sold and services performed in the ordinary course of business.

Receivables expected to be collected within 12 months of the end of the reporting period are classified as current assets. All other receivables are classified as non-current assets.

Collectability of trade and other receivables is reviewed on an ongoing basis. Debts that are known to be uncollectible are written off when identified. An allowance for doubtful debts is raised when there is objective evidence that they will not be collectible.

Trade and Other Payables

Trade and other payables represent liabilities for goods and services provided to the Council prior to the end of the financial year that are unpaid and arise when the Council becomes obliged to make future payments in respect of the purchase of these goods and services. The amounts are unsecured, are recognised as a current liability and are normally paid within 30 days of recognition.

Provisions

Provisions are recognised when the Council has a legal or constructive obligation, as a result of past events, for which it is probable that an outflow of economic benefits will result and that outflow can be reliably measured.

Provisions are measured using the best estimate of the amounts required to settle the obligation at the end of the reporting period.

Inventories

General

Inventories are measured at the lower of cost and net realisable value.

Net realisable value is the estimated selling price in the ordinary course of business less the estimated costs of completion and the estimated costs necessary to make the sale.

Superannuation

The Council contributes to a number of Superannuation Funds on behalf of employees.

All funds to which the Council contributes are defined contribution plans.

Employee Benefits

Short-Term Employee Benefits

Provision is made for the Council's obligations for short-term employee benefits. Short-term employee benefits are benefits (other than termination benefits) that are expected to be settled wholly before 12 months after the end of the annual reporting period in which the employees render the related service, including wages, salaries and sick leave. Short-term employee benefits are measured at the (undiscounted) amounts expected to be paid when the obligation is settled.

The Council's obligations for short-term employee benefits such as wages, salaries and sick leave are recognised as a part of current trade and other payables in the statement of financial position. The Council's obligations for employees' annual leave, long service leave, and sick leave entitlements are recognised as provisions in the statement of financial position.

Land Held for Sale

Land held for development and sale is valued at the lower of cost and net realisable value. Cost includes the cost of acquisition, development, borrowing costs and holding costs until completion of development. Finance costs and holding charges incurred after development is completed are expensed.

Gains and losses are recognised in profit or loss at the time of signing an unconditional contract of sale if significant risks and rewards, and effective control over the land, are passed on to the buyer at this point.

Land held for sale is classified as current except where it is held as non-current based on Council's intentions to release for sale.

City of Busselton

Budget

For the Year Ended 30th June 2020

Notes to and Forming Part of the Budget

3 Reconciliation of Cash

(a) For the purposes of the statement of cash flows, cash includes cash and cash equivalents, net of outstanding bank overdrafts. Estimated cash at the end of the reporting period is as follows:

	2019/20 Budget \$	2018/19 Actual \$	2018/19 Budget \$
Cash – Unrestricted	646,604	3,204,485	1,577,000
Cash - Restricted	47,833,516	67,067,832	46,568,227
	48,480,120	70,272,317	48,145,227

The following restrictions have been imposed by regulation or other externally imposed requirements:

	2019/20 Budget \$	2018/19 Actual \$	2018/19 Budget \$
Reserves			
100 Airport Infrastructure Renewal Reserve	1,705,851	1,821,553	1,655,185
136 Airport Marketing and Incentive Reserve	2,637,949	3,396,151	1,730,672
143 Airport Noise Mitigation Reserve	40,996	890,710	0
147 Airport Development Reserve	0	0	0
148 Airport Existing Terminal Building Reserve	40,770	39,882	39,000
149 Airport New Terminal Building Reserve	0	0	0
106 Building Asset Renewal Reserve	1,739,068	1,725,055	1,422,879
404 Barnard Park Sports Pavilion Building Reserve	41,132	10,666	10,500
405 Railway House Building Reserve	36,768	16,761	16,500
406 Youth and Community Activities Building Reserve	79,572	45,712	45,000
407 Busselton Library Building Reserve	21,663	85,071	72,580
131 Busselton Community Resource Centre Reserve	276,358	190,876	189,027
408 Busselton Jetty Tourist Park Reserve	134,376	159,726	3,872
409 Geographe Leisure Centre Building Reserve	94,291	381,186	186,640
331 Joint Venture Aged Housing Reserve	1,086,791	1,085,871	1,071,875
403 Winderlup Aged Housing Resident Funded	91,229	212,501	124,022
410 Naturaliste Community Centre Building Reserve	112,870	63,746	59,078
411 Civic and Administration Building Reserve	368,196	187,928	185,000
412 Vasse Sports Pavilion Building Reserve	536	0	0
110 Jetty Maintenance Reserve	3,217,704	4,806,279	3,968,545
150 Jetty Self Insurance Reserve	433,834	365,698	360,000
221 Infrastructure Asset Renewal Reserves	0	0	0
222 Asset Depreciation Reserve	0	0	0
223 Road Assets Renewal Reserve	440,683	1,119,117	10
224 Footpath/ Cycle Ways Reserve	40,767	3,671	0

City of Busselton

Budget

For the Year Ended 30th June 2020

Notes to and Forming Part of the Budget

		2019/20 Budget \$	2018/19 Actual \$	2018/19 Budget \$
3.	Reconciliation of Cash (Continued)			
	<u>Reserves (Continued)</u>			
226	Other Infrastructure (Drainage, Signage, Etc.) Reserve	30,050	0	0
225	Parks, Gardens and Reserves Reserve	80,001	0	0
151	Furniture and Equipment Reserve	0	0	0
115	Plant Replacement Reserve	714,158	1,205,527	892,326
137	Major Traffic Improvements Reserve	257,583	1,495,578	1,360
132	CBD Enhancement Reserve	92,320	171,316	49,782
127	New Infrastructure Development Reserve	775,996	1,803,172	809,332
141	Commonage Precinct Infrastructure Road Reserve	236,372	231,224	229,811
114	City Car Parking and Access Reserve	1,387,500	1,281,336	118,128
107	Corporate IT Systems Reserve	82,187	80,399	80,101
133	Election, Valuation and Other Corporate Expenses Reserve	511,030	499,906	493,015
111	Legal Expenses Reserves	590,108	577,256	538,368
135	Performing Arts and Convention Centre Reserve	2,705,530	0	0
202	Long Service Leave Reserve	2,761,573	3,096,583	2,813,758
203	Professional Development Reserve	123,578	122,772	115,149
204	Sick Pay Incentive Reserve	151,822	150,403	109,235
124	Workers Compensation and Extended Sick Leave Contingency Reserve	283,433	305,100	302,911
302	Community Facilities - City District	767,485	2,552,707	2,296,761
304	Community Facilities - Broadwater	174,551	158,523	169,660
303	Community Facilities - Busselton	20,996	44,011	65,754
305	Community Facilities – Dunsborough	217,251	188,063	248,047
311	Community Facilities - Dunsborough Lakes Estate	1,221,307	922,772	1,022,737
306	Community Facilities - Geographe	108,884	99,176	103,019
310	Community Facilities - Port Geographe	351,153	343,510	341,405
309	Community Facilities - Vasse	179,290	615,585	1,056,284
308	Community Facilities - Airport North	3,291,299	2,970,180	3,091,393
130	Locke Estate Reserve	1,037	1,013	0
122	Port Geographe Development Reserve	150,330	682,471	532,960
123	Port Geographe Waterways Management Reserve	3,292,439	3,349,717	3,300,798
126	Provence Landscape Maintenance Reserve	1,194,347	1,194,760	1,126,505
128	Vasse Newtown Landscape Maintenance Reserve	569,537	575,151	541,296
138	Commonage Precinct Bushfire Facilities Reserve	58,533	57,261	56,906
139	Commonage Community Facilities Dunsborough Lakes South Reserve	74,242	72,622	72,180
140	Commonage Community Facilities South Biddle Precinct Reserve	905,901	886,172	849,700
321	Busselton Area Drainage and Waterways Improvement Reserve	374,240	546,471	389,800

City of Busselton

Budget

For the Year Ended 30th June 2020

Notes to and Forming Part of the Budget

		2019/20 Budget \$	2018/19 Actual \$	2018/19 Budget \$
3.	Reconciliation of Cash (Continued)			
	<u>Reserves (Continued)</u>			
102	Coastal and Climate Adaptation Reserve	2,187,179	2,845,579	1,955,246
144	Emergency Disaster Recovery Reserve	94,402	72,782	70,936
145	Energy Sustainability Reserve	138,519	181,853	81,872
146	Cemetery Reserve	46,130	157,626	58,072
341	Public Art Reserve	47,057	86,199	190,993
121	Waste Management Facility and Plant Reserve	3,478,215	7,867,211	5,320,180
120	Strategic Projects Reserve	242,429	257,164	255,449
129	Untied Grants Reserve	0	1,232,906	0
ACI	Accrued Interest (Reserves and Restricted)	(202,021)	(202,021)	(177,114)
	Reserves Sub-Total	42,409,377	55,388,197	40,714,500
	<u>Restricted Assets</u>			
	Cash set aside for parking facilities and given by land developers in Lieu of Parking not provided on site	275,602	275,602	25,602
	Cash set aside for Roadwork's within specific areas, being funds given as a condition of subdivision /development	1,054,215	1,526,962	1,448,623
	Cash set aside, being unspent specific purpose Government Grants	979,660	5,699,606	182,817
	Cash set aside, being Unspent Loan Funds	4,008	792,612	4,013
	Cash set aside for Commonage Precinct Infrastructure, Roads, Community Facilities and Bush Fire.	0	0	0
	Sundry Restricted	167,144	441,343	374,110
	Cash set aside for Deposits & Bonds	2,943,510	2,943,510	3,818,562
	Restricted Sub -Total	5,424,139	11,679,635	5,853,727
	Grand Total	47,833,516	67,067,832	46,568,227

City of Busselton

Budget

For the Year Ended 30th June 2020

Notes to and Forming Part of the Budget

	2019/20 Budget \$	2018/19 Actual \$	2018/19 Budget \$
3. Reconciliation of Cash (Continued)			
(b) Reconciliation of Net Cash Provided By Operating Activities to Net Result			
Change in Net Assets Resulting from Operations	25,360,677	11,775,277	24,570,544
Depreciation	22,870,222	22,051,156	19,070,922
(Profit)/Loss on Sale of Asset	83,085	(63,465)	(47,560)
Write-down in Fair Value of Investments	0	0	0
(Increase)/Decrease in Receivables	13,636	(323,387)	266,122
(Increase)/Decrease in Stock on Hand	0	(1,310)	671
Increase/(Decrease) in Creditors & Accruals	(817,767)	260,135	(49,554)
Increase/(Decrease) in Employee Provisions	0	(3,311)	0
Non-Cash Contributions	(8,224,000)	(7,957,839)	(8,365,000)
Government Grants - non operating	(23,758,961)	(6,529,299)	(21,995,799)
Net Cash from Operating Activities	15,526,892	19,207,957	13,450,346

(c) Credit Standby Arrangements

It is anticipated that an overdraft facility will not be required to be utilised during 2019/20

An on-line direct debit facility, to a maximum of \$1,000,000 will be provided.

Corporate credit cards to a maximum of \$50,000 will be provided. Store cards to a maximum of \$2,500 will be provided (e.g. Coles Card)

Significant Accounting Policies

Cash and Cash Equivalents

Cash and cash equivalents include cash on hand, cash at bank, deposits available on demand with banks, and other short term highly liquid investments that are readily convertible to known amounts of cash and which are subject to an insignificant risk of changes in value and bank overdrafts.

Bank overdrafts are shown as short term borrowings in current liabilities in Note 2 – Net Current Assets.

City of Busselton

Budget

For the Year Ended 30th June 2020

Notes to and Forming Part of the Budget

4. Fixed Assets

(a) Acquisition of Assets

The following assets are budgeted to be acquired during the year

Asset Class	Reporting Program											2019/20 Budget Total	2018/19 Actual Total
	Governance	General Purpose Funding	Law. Order, Public Safety	Health	Education and Welfare	Housing	Community Amenities	Recreation and Culture	Transport	Economic Services	Other Property and Services		
<u>Property, Plant and Equipment</u>													
Land and Buildings	53,000	0	68,890	0	0	291,000	1,363,450	2,996,408	13,050,000	274,610	0	18,097,358	1,393,002
Furniture and Equipment	678,842	0	0	0	0	16,100	12,000	122,227	300,000	0	0	1,129,169	437,479
Plant and Equipment	335,000	0	105,000	0	0	0	2,335,000	817,000	700,000	86,000	115,000	4,493,000	3,760,218
Infrastructure	0	0	0	0	0	12,000	5,644,305	10,879,719	20,315,749	0	0	36,851,773	23,006,581
Total Acquisitions	1,066,842	0	173,890	0	0	319,100	9,354,755	14,815,354	34,365,749	360,610	115,000	60,571,300	28,597,280

A Full list of all asset purchases/ construction is available in the Capital section "Capital Acquisition and Construction Budget" in the attachment's to this budget document.

City of Busselton

Budget

For the Year Ended 30th June 2020

Notes to and Forming Part of the Budget

4. Fixed Assets (Continued)

(b) Disposal of Assets

The following assets are budgeted to be disposed of during the year

<u>By Program</u>	2019/20 Budget				2018/19 Actual		2018/19 Budget	
	Net Book Value \$	Sale Proceeds \$	Profit \$	Loss \$	Profit \$	Loss \$	Profit \$	Loss \$
General Purpose Funding	0	0	0	0	0	0	0	0
Governance	159,197	162,000	2,803	0	891	0	600	0
Law, Order, Public Safety	26,200	24,000	0	(2,200)	3,231	0	0	(1,162)
Health	0	0	0	0	1,825	0	400	0
Education and Welfare	0	0	0	0	0	0	0	0
Housing	0	0	0	0	0	(58)	0	0
Community Amenities	2,980,642	2,845,080	0	(135,562)	7,359	0	600	0
Recreation and Culture	163,021	202,000	38,979	0	0	(14,487)	31,794	0
Transport	181,260	189,500	8,240	0	61,313	0	18,068	0
Economic Services	33,309	37,000	3,691	0	606	0	1,600	0
Other Property and Services	16,036	17,000	964	0	2,785	0	0	(4,340)
	3,559,665	3,476,580	54,677	(137,762)	78,010	(14,545)	53,062	(5,502)

City of Busselton

Budget

For the Year Ended 30th June 2020

Notes to and Forming Part of the Budget

(b) Disposal of Assets (Continued)

<u>By Class</u>	2019/20 Budget				2018/19 Actual		2018/19 Budget	
	Net Book Value \$	Sale Proceeds \$	Profit \$	Loss \$	Profit \$	Loss \$	Profit \$	Loss \$
Land & Buildings	2,822,730	2,705,530	0	(117,200)	0	0	0	0
Plant & Equipment	736,935	771,050	54,677	(20,562)	78,010	(14,545)	53,602	(5,502)
Furniture & Fittings	0	0	0	0	0	0	0	0
Infrastructure	0	0	0	0	0	0	0	0
	3,559,665	3,476,580	54,677	(137,762)	78,010	(14,545)	53,602	(5,502)

City of Busselton

Budget

For the Year Ended 30th June 2020

Notes to and Forming Part of the Budget

	2019/20 Budget \$	2018/19 Actual \$	2018/19 Budget \$
5. Asset Depreciation			
<u>By Program</u>			
General Purpose Funding	0	0	0
Governance	1,257,425	1,186,165	1,379,237
Law, Order, Public Safety	448,270	470,387	456,680
Health	21,720	21,267	22,150
Education and Welfare	19,680	33,912	19,680
Housing	989,920	989,245	985,690
Community Amenities	727,970	709,840	675,210
Recreation and Culture	7,729,127	7,526,630	5,878,674
Transport	11,485,110	10,920,927	9,526,031
Economic Services	70,890	71,941	56,200
Other Property and Services	120,110	120,842	71,370
	22,870,222	22,051,156	19,070,922
<u>By Class</u>			
Buildings	2,951,238	3,158,215	2,952,050
Furniture and Equipment	621,127	664,349	643,867
Plant and Equipment	2,039,400	1,984,037	2,021,470
Roads	6,078,710	5,798,888	5,191,720
Bridges	736,513	733,154	605,450
Car Parks	344,147	318,660	331,383
Footpaths & Cycle ways	1,967,610	1,879,860	1,565,290
Parks, Gardens, Reserves & Community Fac.	6,458,327	6,022,803	4,653,134
Stormwater Drainage	842,640	792,844	735,148
Regional Airport & Industrial Park	830,510	698,346	371,410
	22,870,222	22,051,156	19,070,922

City of Busselton

Budget

For the Year Ended 30th June 2020

Notes to and Forming Part of the Budget

Significant Accounting Policies

Depreciation

The depreciable amount of all fixed assets including buildings but excluding freehold land, are depreciated on a straight-line basis over the individual asset's useful life from the time the asset is held ready for use. Leasehold improvements are depreciated over the shorter of either the unexpired period of the lease or the estimated useful life of the improvements.

The assets residual values and useful lives are reviewed, and adjusted if appropriate, at the end of each reporting period.

An asset's carrying amount is written down immediately to its recoverable amount if the asset's carrying amount is greater than its estimated recoverable amount.

Gains and losses on disposals are determined by comparing proceeds with the carrying amount. These gains and losses are included in profit or loss in the period which they arise.

Major depreciation periods used for each class of depreciable asset are:

Fixed Assets:

Land	0	Years
Buildings - General	40	Years
Buildings – Geographe Leisure Centre	10 - 20	Years
Furniture and Equipment – Basic Items	10	Years
Furniture and Equipment – EDP Network	3	Years
Heavy Plant and Equipment	3 – 10	Years
Light to Medium Vehicles	3 - 5	Years
Light Mobile Plant	2	Years
Tools	10	Years

Infrastructure:

Roads	15 - 50	Years
Bridges	60 - 90	Years
Car Parks	20 - 40	Years
Footpaths & Cycle ways	20 - 40	Years
Parks, Gardens & Reserves & Community Facilities	5 - 50	Years
Storm water Drainage	25 - 90	Years
Regional Airport & Industrial Park	12 - 40	Years

City of Busselton

Budget

For the Year Ended 30th June 2020

Notes to and Forming Part of the Budget

6. Information on Borrowings

(a) Borrowing Repayments

Particulars	Borrowing Institution	Interest Rate %	Maturity Date	Principal	New Loans	Principal Repayment		Principal		Interest Repayment		
				1 July 2019	2019/20 Budget	2019/20 Budget	2018/19 Actual	2019/20 Budget	2018/19 Actual	2019/20 Budget	2018/19 Actual	
Council Loans												
Administration												
C	Loan #207 Civic and Administration Centre	WATC	4.51	06/34	14,819,175	0	708,388	677,320	14,110,787	14,819,175	656,476	687,460
Recreation and Culture												
C	Loan #197 Dunsborough Oval	WATC	6.05	03/20	154,487	0	154,487	195,453	0	154,487	4,688	16,760
C	Loan #198 Jetty Construction	WATC	6.05	03/20	202,765	0	202,765	256,532	0	202,765	6,153	21,998
C	Loan #202 Geothermal Heating GLC	WATC	3.98	06/23	239,286	0	56,316	54,129	182,970	239,286	8,690	10,871
C	Loan #204 Busselton Foreshore	WATC	4.36	06/29	812,639	0	66,342	63,526	746,297	812,639	34,356	37,164
C	Loan #205 GLC Extensions	WATC	3.92	06/24	660,716	0	122,040	117,371	538,676	660,716	24,121	28,777
C	Loan #209 Busselton Foreshore	WATC	3.45	06/27	4,653,810	0	512,170	494,335	4,141,640	4,653,810	158,889	176,676
C	Loan #211 Busselton Foreshore	WATC	2.55	10/24	2,127,153	0	364,969	355,808	1,762,184	2,127,153	50,771	58,403
C	Loan #217 Lot 10 Commonage Road	WATC	3.25	04/28	1,462,198	0	142,316	137,802	1,319,882	1,462,198	46,374	50,094
C	Loan #216 Tennis Club Facility	WATC	3.25	04/28	2,513,153	0	244,606	236,847	2,268,547	2,513,153	79,706	86,099
C	Loan #215 Busselton Foreshore Jetty Precinct	WATC	3.25	04/28	2,284,685	0	222,370	215,315	2,062,315	2,284,685	72,460	78,272
C	Loan #218 Busselton Tennis Club	WATC	2.21	06/29	1,250,000	0	109,401	0	1,140,599	1,250,000	30,702	4,021
Transport												
C	Loan #203 Land Acquisition for Parking	WATC	4.19	09/21	346,653	0	150,062	143,936	196,591	346,653	12,187	18,297
C	Loan #206 Airport Jet A1 Installation	WATC	3.92	06/24	192,709	0	35,595	34,233	157,114	192,709	7,035	8,393
C	Loan #219 Airport Freight Hub Stage 1	WATC	2.21	06/29	1,480,000	0	129,531	0	1,350,469	1,480,000	36,351	4,761
Other Property and Services												
C	Loan #210 Lot 40 Vasse Highway	WATC	3.61	12/25	850,000	0	0	0	850,000	850,000	30,685	30,685
Self-Supporting Loans												
Recreation and Culture												
S	Loan #192 Busselton Tennis Club	WATC	5.74	12/19	3,675	0	3,675	7,044	0	3,675	79	464
S	Loan #196 Dunsborough Bay Yacht Club	WATC	6.16	12/19	1,642	0	1,642	3,136	0	1,642	38	222

City of Busselton

Budget

For the Year Ended 30th June 2020

Notes to and Forming Part of the Budget

6. Information on Borrowings

(a) Borrowing Repayments
Particulars

	Borrowing Institution	Interest Rate %	Maturity Date	Principal	New Loans	Principal Repayment		Principal		Interest Repayment		
				1 July 2019	2019/20 Budget	2019/20 Budget	2018/19 Actual	2019/20 Budget	2018/19 Actual	2019/20 Budget	2018/19 Actual	
Self-Supporting Loans (continued)												
Recreation and Culture (Continued)												
S	Loan #199 Busselton Bowling Club	WATC	5.98	12/20	29,447	0	19,339	18,224	10,108	29,447	1,333	2,444
S	Loan #200 Dunsborough Bay Yacht Club	WATC	6.00	12/19	1,054	0	1,054	2,016	0	1,054	24	139
S	Loan #208 Busselton Football and Sportsman's Club	WATC	2.93	04/25	18,596	0	2,878	2,795	15,718	18,596	513	596
S	Loan #212 Dunsborough and Districts Country Club	WATC	3.04	05/27	93,865	0	10,532	10,219	83,333	93,865	2,774	3,036
S	Loan #213 Geographe Bay Yacht Club	WATC	3.04	05/27	82,338	0	9,239	8,964	73,099	82,338	2,433	2,664
S	Loan #214 Dunsborough and Districts Country Club	WATC	3.19	09/27	95,635	0	9,961	9,652	85,674	95,635	2,972	3,204
S	Loan #New Community Groups SSL	Unknown	3.75		0	150,000	6,251	0	143,749	0	2,813	0
Economic Services												
S	Loan #201 Geographe Bay Tourism Association	WATC	4.76	09/21	26,623	0	11,483	10,952	15,140	26,623	1,065	1,595
Total - Council and Self-supporting Loans					34,402,304	150,000	3,297,412	3,055,609	31,254,892	34,402,304	1,273,688	1,333,095

(b) New Borrowings

Particulars / Purpose	Amount Borrowed \$	Institution	Loan Type	Term (Years)	Total Interest & Charges	Interest Rate %	Amount Used \$	Balance Unspent
Loan #New Community Groups SSL	150,000	Unknown	Debenture	10	181,264	3.75%	150,000	0
	150,000				181,264		150,000	0

City of Busselton

Budget

For the Year Ended 30th June 2020

Notes to and Forming Part of the Budget

6. Information on Borrowings (Continued)

(c) Unspent Borrowings

Particulars / Purpose	Date Borrowed	Balance 1-July-19 \$	Expended During Year \$	Balance 30-June-20 \$
Loan #206 Airport Jet A1 Installation	27 th May 2014	4,008	0	4,008
Loan #216 Tennis Club Facility	27 th April 2018	788,604	788,604	0
		792,612	788,604	4,008

(d) Overdraft

Council has not utilised an overdraft facility during the financial year 2018/19.

It is anticipated that an overdraft facility will not be required to be utilised during 2019/20.

Significant Accounting Policies

Borrowing Costs

Borrowing costs are recognised as an expense when incurred.

City of Busselton

Budget

For the Year Ended 30th June 2020

Notes to and Forming Part of the Budget

7. Cash Backed Reserves

	2019/20 Budget				2018/19 Actual				2018/19 Budget			
	Opening Balance \$	Transfers To \$	Transfers From \$	Closing Balance \$	Opening Balance \$	Transfers To \$	Transfers From \$	Closing Balance \$	Opening Balance \$	Transfers To \$	Transfers From \$	Closing Balance \$
Airport Infrastructure Renewal Reserve	1,821,553	40,548	(156,250)	1,705,851	1,325,501	577,682	(81,630)	1,821,553	1,325,501	561,314	(231,630)	1,655,185
Airport Marketing and Incentive Reserve	3,396,151	602,028	(1,360,230)	2,637,949	1,583,014	1,813,137	0	3,396,151	1,583,014	1,737,945	(1,590,287)	1,730,672
Airport Noise Mitigation Reserve	890,710	19,836	(869,550)	40,996	0	890,710	0	890,710	0	869,550	(869,550)	0
Airport Development Reserve	0	165,882	(165,882)	0	0	0	0	0	0	0	0	0
Airport Existing Terminal Building Reserve	39,882	888	0	40,770	0	39,882	0	39,882	0	39,000	0	39,000
Airport New Terminal Building Reserve	0	0	0	0	0	0	0	0	0	0	0	0
Building Asset Renewal Reserve	1,725,055	765,548	(751,536)	1,739,067	1,193,933	923,435	(392,313)	1,725,055	1,193,933	890,864	(661,918)	1,422,879
Barnard Park Sports Pavilion Building Reserve	10,666	30,466	0	41,132	0	10,666	0	10,666	0	10,500	0	10,500
Railway House Building Reserve	16,761	20,007	0	36,768	0	16,761	0	16,761	0	16,500	0	16,500
Youth and Community Activities Building Reserve	45,712	43,860	(10,000)	79,572	0	45,712	0	45,712	0	45,000	0	45,000
Busselton Library Building Reserve	85,071	47,592	(111,000)	21,663	0	85,071	0	85,071	0	83,580	(11,000)	72,580
Busselton Community Resource Centre Reserve	190,876	90,642	(5,160)	276,358	156,654	34,222	0	190,876	156,654	32,373	0	189,027
Busselton Jetty Tourist Park Reserve	159,726	262,260	(287,610)	134,376	0	221,727	(62,001)	159,726	0	218,272	(214,400)	3,872
Geographe Leisure Centre Building Reserve	381,186	269,005	(555,900)	94,291	0	484,644	(103,458)	381,186	0	476,640	(290,000)	186,640

City of Busselton

Budget

For the Year Ended 30th June 2020

Notes to and Forming Part of the Budget

7. Cash Backed Reserves (Continued)

	2019/20 Budget				2018/19 Actual				2018/19 Budget			
	Opening Balance \$	Transfers To \$	Transfers From \$	Closing Balance \$	Opening Balance \$	Transfers To \$	Transfers From \$	Closing Balance \$	Opening Balance \$	Transfers To \$	Transfers From \$	Closing Balance \$
Joint Venture Aged Housing Reserve	1,085,871	152,921	(152,000)	1,086,792	997,855	210,702	(122,686)	1,085,871	997,855	195,520	(121,500)	1,071,875
Winderlup Aged Housing Resident Funded Reserve	212,501	4,728	(126,000)	91,229	186,718	67,806	(42,023)	212,501	186,718	3,504	(66,200)	124,022
Naturaliste Community Centre Building Reserve	63,746	61,124	(12,000)	112,870	0	161,226	(97,480)	63,746	0	159,078	(100,000)	59,078
Civic and Administration Building Reserve	187,928	286,188	(105,920)	368,196	0	187,928	0	187,928	0	185,000	0	185,000
Vasse Sports Pavilion Building Reserve	0	536	0	536	0	0	0	0	0	0	0	0
Jetty Maintenance Reserve	4,806,279	1,393,520	(2,982,095)	3,217,704	4,193,451	1,357,284	(744,456)	4,806,279	4,193,451	1,327,704	(1,552,610)	3,968,545
Jetty Self Insurance Reserve	365,698	68,136	0	433,834	0	365,698	0	365,698	0	360,000	0	360,000
Infrastructure Asset Renewal Reserve	0	0	0	0	0	0	0	0	0	0	0	0
Asset Depreciation Reserve	0	0	0	0	563,412	14,030	(577,442)	0	563,412	10,572	(573,984)	0
Road Assets Renewal Reserve	1,119,117	3,483,040	(4,161,474)	440,683	1,299,766	2,600,211	(2,780,860)	1,119,117	1,299,766	2,575,340	(3,875,096)	10
Footpath/ Cycle Ways Reserve	3,671	1,184,686	(1,147,590)	40,767	0	235,577	(231,906)	3,671	0	231,906	(231,906)	0
Other Infrastructure (Drainage, Signage Etc.) Reserve	0	347,000	(316,950)	30,050	0	0	0	0	0	0	0	0
Parks, Gardens and Reserves Reserve	0	1,214,001	(1,134,000)	80,001	0	0	0	0	0	0	0	0
Furniture and Equipment Reserve	0	364,900	(364,900)	0	0	0	0	0	0	0	0	0

City of Busselton

Budget

For the Year Ended 30th June 2020

Notes to and Forming Part of the Budget

7. Cash Backed Reserves (Continued)

	2019/20 Budget				2018/19 Actual				2018/19 Budget			
	Opening Balance \$	Transfers To \$	Transfers From \$	Closing Balance \$	Opening Balance \$	Transfers To \$	Transfers From \$	Closing Balance \$	Opening Balance \$	Transfers To \$	Transfers From \$	Closing Balance \$
Plant Replacement Reserve	1,205,527	927,581	(1,418,950)	714,158	2,185,396	1,177,175	(2,157,044)	1,205,527	2,185,396	886,580	(2,179,650)	892,326
Major Traffic Improvements Reserve	1,495,578	1,162,005	(2,400,000)	257,583	432,138	1,241,862	(178,422)	1,495,578	432,138	1,219,222	(1,650,000)	1,360
CBD Enhancement Reserve	171,316	564,004	(643,000)	92,320	122,490	48,826	0	171,316	122,490	47,292	(120,000)	49,782
New Infrastructure Development Reserve	1,803,172	232,767	(1,259,942)	775,997	1,834,715	462,042	(493,585)	1,803,172	1,834,715	445,357	(1,470,740)	809,332
Commonage Precinct Infrastructure Road Reserve	231,224	5,148	0	236,372	225,575	5,649	0	231,224	225,575	4,236	0	229,811
City Car Parking and Access Reserve	1,281,336	533,712	(427,549)	1,387,499	875,925	568,274	(162,863)	1,281,336	875,925	554,452	(1,312,249)	118,128
Corporate IT Systems Reserve	80,399	1,788	0	82,187	78,625	1,774	0	80,399	78,625	1,476	0	80,101
Election, Valuation and Other Corporate Expenses Reserve	499,906	161,124	(150,000)	511,030	149,558	359,348	(9,000)	499,906	149,558	353,757	(10,300)	493,015
Legal Expenses Reserve	577,256	12,852	0	590,108	557,904	76,399	(57,047)	577,256	557,904	10,464	(30,000)	538,368
Performing Arts and Convention Centre Reserve	0	2,705,530	0	2,705,530	0	0	0	0	0	0	0	0
Long Service Leave Reserve	3,096,583	318,940	(653,950)	2,761,573	3,111,698	478,139	(493,254)	3,096,583	3,111,698	308,368	(606,308)	2,813,758
Professional Development Reserve	122,772	72,736	(71,930)	123,578	113,025	73,777	(64,030)	122,772	113,025	72,124	(70,000)	115,149
Sick Pay Incentive Reserve	150,403	73,348	(71,930)	151,821	175,935	5,088	(30,620)	150,403	175,935	3,300	(70,000)	109,235
Workers Compensation and Extended Sick Leave Contingency	305,100	6,792	(28,460)	283,432	356,227	8,873	(60,000)	305,100	356,227	6,684	(60,000)	302,911

City of Busselton

Budget

For the Year Ended 30th June 2020

Notes to and Forming Part of the Budget

7. Cash Backed Reserves (Continued)

	2019/20 Budget				2018/19 Actual				2018/19 Budget			
	Opening Balance \$	Transfers To \$	Transfers From \$	Closing Balance \$	Opening Balance \$	Transfers To \$	Transfers From \$	Closing Balance \$	Opening Balance \$	Transfers To \$	Transfers From \$	Closing Balance \$
Community Facilities - City District	2,552,707	418,572	(2,203,795)	767,484	2,303,096	366,946	(117,335)	2,552,707	2,303,096	637,080	(643,415)	2,296,761
Community Facilities – Broadwater	158,523	16,028	0	174,551	138,048	20,475	0	158,523	138,048	31,612	0	169,660
Community Facilities – Busselton	44,011	20,984	(44,000)	20,995	34,546	9,465	0	44,011	34,546	51,208	(20,000)	65,754
Community Facilities – Dunsborough	188,063	29,188	0	217,251	166,327	21,736	0	188,063	166,327	81,720	0	248,047
Community Facilities - Dunsborough Lakes Estate	922,772	298,534	0	1,221,306	525,105	397,667	0	922,772	525,105	497,632	0	1,022,737
Community Facilities – Geographe	99,176	9,708	0	108,884	95,061	4,115	0	99,176	95,061	7,958	0	103,019
Community Facilities - Port Geographe	343,510	7,644	0	351,154	335,117	8,393	0	343,510	335,117	6,288	0	341,405
Community Facilities – Vasse	615,585	13,704	(450,000)	179,289	589,760	25,825	0	615,585	589,760	466,524	0	1,056,284
Community Facilities - Airport North	2,970,180	321,120	0	3,291,300	2,826,297	143,883	0	2,970,180	2,826,297	265,096	0	3,091,393
Locke Estate Reserve	1,013	64,024	(64,000)	1,037	0	65,013	(64,000)	1,013	0	64,000	(64,000)	0
Port Geographe Development Reserve	682,471	67,167	(599,307)	150,331	1,455,441	80,841	(853,811)	682,471	1,455,441	77,300	(999,781)	532,960
Port Geographe Waterways Management Reserve	3,349,717	289,522	(346,800)	3,292,439	3,387,485	281,357	(319,125)	3,349,717	3,387,485	251,113	(337,800)	3,300,798
Provence Landscape Maintenance Reserve	1,194,760	202,967	(203,380)	1,194,347	1,101,708	198,524	(105,472)	1,194,760	1,101,708	187,442	(162,645)	1,126,505
Vasse Newtown Landscape Maintenance Reserve	575,151	193,605	(199,220)	569,536	535,722	188,692	(149,263)	575,151	535,722	180,434	(174,860)	541,296

City of Busselton

Budget

For the Year Ended 30th June 2020

Notes to and Forming Part of the Budget

7. Cash Backed Reserves (Continued)

	2019/20 Budget				2018/19 Actual				2018/19 Budget			
	Opening Balance \$	Transfers To \$	Transfers From \$	Closing Balance \$	Opening Balance \$	Transfers To \$	Transfers From \$	Closing Balance \$	Opening Balance \$	Transfers To \$	Transfers From \$	Closing Balance \$
Commonage Precinct Bushfire Facilities Reserve	57,261	1,272	0	58,533	55,862	1,399	0	57,261	55,862	1,044	0	56,906
Commonage Community Facilities Dunsborough Lakes South Reserve	72,622	1,620	0	74,242	70,848	1,774	0	72,622	70,848	1,332	0	72,180
Commonage Community Facilities South Biddle Precinct Reserve	886,172	19,728	0	905,900	1,030,368	25,804	(170,000)	886,172	1,030,368	19,332	(200,000)	849,700
Busselton Area Drainage and Waterways Improvement Reserve	546,471	12,168	(184,399)	374,240	548,821	13,451	(15,801)	546,471	548,821	10,296	(169,317)	389,800
Coastal and Climate Adaptation Reserve	2,845,579	601,392	(1,259,792)	2,187,179	2,472,424	597,693	(224,538)	2,845,579	2,472,424	574,112	(1,091,290)	1,955,246
Emergency Disaster Recovery Reserve	72,782	21,620	0	94,402	50,000	22,782	0	72,782	50,000	20,936	0	70,936
Energy Sustainability Reserve	181,853	134,044	(177,378)	138,519	100,000	104,475	(22,622)	181,853	100,000	101,872	(120,000)	81,872
Cemetery Reserve	157,626	142,504	(254,000)	46,130	100,000	81,420	(23,794)	157,626	100,000	78,072	(120,000)	58,072
Public Art Reserve	86,199	1,920	(41,060)	47,059	229,685	5,699	(149,185)	86,199	229,685	104,308	(143,000)	190,993
Waste Management Facility and Plant Reserve	7,867,211	1,227,146	(5,616,140)	3,478,217	7,881,068	1,513,472	(1,527,329)	7,867,211	7,881,068	1,579,702	(4,140,590)	5,320,180
Strategic Projects Reserve	257,164	64,192	(78,925)	242,431	226,213	30,951	0	257,164	226,213	29,236	0	255,449
Untied Grants Reserve	1,232,906	0	(1,232,906)	0	0	1,232,906	0	1,232,906	0	0	0	0
Total	55,590,217	21,878,042	(34,856,860)	42,611,398	47,978,517	20,296,095	(12,684,395)	55,590,217	47,978,517	19,269,123	(26,356,026)	40,891,614

City of Busselton

Budget

For the Year Ended 30th June 2020

Notes to and Forming Part of the Budget

7. Cash Backed Reserves (Continued)

All of the cash backed reserve accounts are supported by money held in financial institutions and match the amounts shown as restricted cash in Notes 3 to this budget report (with the exception of an adjustment made for accrued interest).

In accordance with council resolutions in relation to each reserve account, the purpose for which the reserves are set aside are as follows:

Airport Infrastructure Renewal Reserve

To provide funding for the major maintenance, renewal, replacement, upgrading and installation of Airport Infrastructure, Plant, Furniture and Equipment.

Airport Marketing and Incentive Reserve

The purpose of promoting and providing incentives for the Busselton Margaret River Airport.

Airport Noise Mitigation Reserve

To be utilised for the purpose of noise mitigation related activities surrounding the Airport precinct.

Airport Development Reserve

To provide funds for new capital works and infrastructure projects that contribute to expanding the operations and capacity of the airport including potential revenue generating opportunities.

Airport Existing Terminal Building Reserve

To provide funding for the major maintenance, renewal, replacement, upgrading and future building and fit out requirements for the asset.

Airport New Terminal Building Reserve

To provide funding for the major maintenance, renewal, replacement, upgrading and future building and fit out requirements for the asset.

Building Asset Renewal Reserve

To provide funding for the major maintenance, renewal, replacement, upgrading and future building requirements for SLH2 to SLH6 assets that do not have their own reserve account and for other major building assets where insufficient funds are held for those assets.

Barnard Park Sports Pavilion Building Reserve

To provide funding for the major maintenance, renewal, replacement, upgrading and future building and fit out requirements for the asset.

Railway House Building Reserve

To provide funding for the major maintenance, renewal, replacement, upgrading and future building and fit out requirements for the asset.

Youth and Community Activities Building Reserve

To provide funding for the major maintenance, renewal, replacement, upgrading and future building and fit out requirements for the asset.

Busselton Library Building Reserve

To provide funding for the major maintenance, renewal, replacement, upgrading and future building and fit out requirements for the asset.

Busselton Community Resource Centre Reserve

To provide funding for the major maintenance, renewal, replacement, upgrading and future building and fit out requirements for the asset.

City of Busselton

Budget

For the Year Ended 30th June 2020

Notes to and Forming Part of the Budget

7. Cash Backed Reserves (Continued)

Busselton Jetty Tourist Park Reserve

To provide funding for capital, maintenance and promotional/ marketing requirements.

Geographe Leisure Centre Building Reserve

To provide funding for the major maintenance, renewal, replacement, upgrading and future building and fit out requirements for the asset.

Joint Venture Aged Housing Reserve

To hold funds to meet future expenses, including capital, maintenance, operational and administrative costs associated with the provision of community aged housing at Winderlup Villas and Harris Road pursuant to the relevant joint venture agreements with the Department of Housing.

Winderlup Aged Housing Resident Funded

To hold funds to meet future expenses, including capital, maintenance, operational and administrative costs associated with the provision of council owned community aged housing.

Naturaliste Community Centre Building Reserve

To provide funding for the major maintenance, renewal, replacement, upgrading and future building and fit out requirements for the asset.

Civic and Administration Building Reserve

To provide funding for the major maintenance, renewal, replacement, upgrading and future building and fit out requirements for the asset.

Vasse Sports Pavilion Building Reserve

To provide funding for the construction, major maintenance, renewal, replacement, upgrading and future building and fit out requirements for the asset.

Jetty Maintenance Reserve

To provide funding for the maintenance, renewal, replacement, upgrading and future Capital works requirements for the asset.

Jetty Self Insurance Reserve

As a contingency fund to rectify damage caused by the demise of the Busselton jetty or part of the jetty or for large unbudgeted extraordinary jetty repairs.

Infrastructure Asset Renewal Reserve

To be closed - Reserve not in LTFP, Individual reserves fund accounts for different asset classes are established as per Council Resolution.

Asset Depreciation Reserve

This Reserve is being distributed to Building Reserves and therefore will be closed as per 2018/19 Financial Years Budget.

Road Asset Renewal Reserve

To provide funding for the major maintenance, renewal, replacement, upgrading and future requirements with respect to Road Infrastructure assets within the District.

Footpath/ Cycle Ways Reserve

To provide funding for the major maintenance, renewal, replacement, upgrading and future requirements with respect to Footpath and Cycleway assets within the District.

City of Busselton

Budget

For the Year Ended 30th June 2020

Notes to and Forming Part of the Budget

7. Cash Backed Reserves (Continued)

Other Infrastructure (Drainage, Signage etc.) Reserve

To provide funding for the major maintenance and renewal of other infrastructure related to drainage signage and other associated road works.

Parks, Gardens and Reserves Reserve

To provide funding for the major maintenance and renewal of Parks, Gardens and Reserves within the District.

Furniture and Equipment Reserve

To provide funds for the major maintenance, renewal, replacement, upgrading and future requirements with respect to furniture and equipment assets within the District.

Plant Replacement Reserve

To provide funding for the major maintenance, renewal, replacement, upgrading and future requirements with respect to Plant and Equipment assets excluding those in independent commercial operations.

Major Traffic Improvements Reserve

To be utilised for the provision of enabling major capital works programs to be funded for the upgrade of the local road network to reduce congestion, increase traffic flow and ease of access within the District.

CBD Enhancement Reserve

To provide funds for Capital and maintenance works and improvements within the Busselton and Dunsborough Central Business Districts.

New Infrastructure Development Reserve

For the purpose of setting aside funds to facilitate the identification, design and development/construction of new infrastructure and other capital projects as identified in the City's LTFP.

Commonage Precinct Infrastructure Road Reserve

To be utilised for the purpose of road infrastructure and road safety upgrades within the Commonage Contribution Area in accordance with the Commonage Contributions Area policy provisions.

City Car Parking and Access Reserve

To provide funding for development of public car parking, the development of infrastructure to provide for the management of public car parking and improving public transport to and within the City or for end of trip facilities. To provide funding for the purchase of land identified as of strategic importance for future parking requirements.

Corporate IT Systems Reserve

To provide funding in relation to the ongoing development, enhancement and/or replacement of the City's corporate systems. To be utilised for the renewal and replacement or introduction of new IT platforms / hardware for the City.

Election, Valuation and Other Corporate Expenses Reserve

To provide funding for Council elections, rating valuations, fair value valuations and other legislative and corporate governance requirements.

Legal Expenses Reserve

Funding for any legal expenses or contingency involving the City of Busselton.

Performing Arts and Convention Centre Reserve

To provide funds for the planning and construction, and holding of grants or other funds for a future Performing Arts and Convention Centre for the District.

City of Busselton

Budget

For the Year Ended 30th June 2020

Notes to and Forming Part of the Budget

7. Cash Backed Reserves (Continued)

Long Service Leave Reserve

To provide funding to meet the City's future long service leave obligations of employees.

Professional Development Reserve

To provide funding to meet the City's ongoing contractual professional development obligations of employees.

Sick Pay Incentive Reserve

To provide funding to meet the City's obligations under a former sick leave incentive scheme pertaining to staff employed pre 2003.

Workers Compensation and Extended Sick Leave Contingency

A contingency fund to assist the City in meeting its Workers Compensation Contribution obligations when claim costs exceed the "Deposit" amount allocated to claims, to fund any shortfall with respect to insurance premiums in any one year, negotiated settlements of outstanding claims, and to enable periods of extended Sick Leave to be funded with a replacement officer.

Community Facilities - City District

To hold development contributions received by the City for the provision of new or upgraded community infrastructure within the District.

Community Facilities – Broadwater

To hold development contributions received by the City for the provision of new or upgraded community infrastructure within the Precinct as per the adopted contributions plan.

Community Facilities – Busselton

To hold development contributions received by the City for the provision of new or upgraded community infrastructure within the Precinct as per the adopted contributions plan.

Community Facilities – Dunsborough

To hold development contributions received by the City for the provision of new or upgraded community infrastructure within the Precinct as per the adopted contributions plan.

Community Facilities - Dunsborough Lakes Estate

To hold development contributions received by the City for the provision of new or upgraded community infrastructure within the Precinct as per the adopted contributions plan.

Community Facilities – Geographe

To hold development contributions received by the City for the provision of new or upgraded community infrastructure within the Precinct as per the adopted contributions plan.

Community Facilities - Port Geographe

To hold development contributions received by the City for the provision of new or upgraded community infrastructure within the Precinct as per the adopted contributions plan.

Community Facilities – Vasse

To hold development contributions received by the City for the provision of new or upgraded community infrastructure within the Precinct as per the adopted contributions plan.

City of Busselton

Budget

For the Year Ended 30th June 2020

Notes to and Forming Part of the Budget

7. Cash Backed Reserves (Continued)

Community Facilities - Airport North

To hold development contributions received by the City for the provision of new or upgraded community infrastructure within the Precinct as per the adopted contributions plan.

Locke Estate Reserve

To provide funding for the protection of the Locke Estate (Reserve 22674) coastline.

Port Geographe Development Reserve

To provide funds for capital and maintenance costs for development works associated within the Port Geographe contribution area.

Port Geographe Waterways Management Reserve

To provide funds for the City to fulfil its obligations under a Waterways Management Deed with the State Government for the future maintenance of waterways and associated facilities within the Port Geographe contributions area.

Provence Landscape Maintenance Reserve

For the purpose of holding funds for the maintenance of the approved higher standard of landscaping with the contributions area including future Capital replacement of landscaping structures as may be required.

Vasse Newtown Landscape Maintenance Reserve

For the purpose of holding funds for the maintenance of the approved higher standard of landscaping with the contributions area including future Capital replacement of landscaping structures as may be required.

Commonage Precinct Bushfire Facilities Reserve

For the purpose of the provision of fire protection facilities in accordance with the Commonage Contributions Area policy provisions.

Commonage Community Facilities Dunsborough Lakes South Reserve

For the purpose of the provision of future recreational facilities at Dunsborough Lakes South in accordance with the Dunsborough Lakes Developer Contributions Plan.

Commonage Community Facilities South Biddle Precinct Reserve

To be utilised for the provision of community facilities within the South Biddle Precinct in accordance with the Commonage Area Implementation Policy provisions.

Busselton Area Drainage and Waterways Improvement Reserve

To hold development contributions for the provision of drainage works and the management and improvement of waterways and adjacent reserves within Busselton including the lower Vasse River.

Coastal and Climate Adaptation Reserve

The purpose of the reserve is to provide funds for coastal protection of assets and to fund initiatives to address the impacts of climate change including water supply sustainability and improvements / upgrades of infrastructure susceptible to climate change.

Emergency Disaster Recovery Reserve

To provide funding for Disaster Recovery activities including natural and man-made events.

Energy Sustainability Reserve

To provide funding for the investigation, implementation and optimisation of Energy Sustainability initiatives within the District.

Cemetery Reserve

To provide funding for the renewal, expansion and establishment of Cemeteries within the district.

City of Busselton

Budget

For the Year Ended 30th June 2020

Notes to and Forming Part of the Budget

7. Cash Backed Reserves (Continued)

Public Art Reserve

To hold development contributions received by the City for the commissioning, purchase and enhancement of public art works within the District.

Waste Management Facility and Plant Reserve

To provide funding for development and rehabilitation of waste disposal sites both within the district and regionally. Acquisition of waste plant and equipment and any other waste management activities that may include contaminated sites within the District.

Strategic Projects Reserve

To provide funds for projects which may create a future revenue stream for the City and reduce reliance on rate revenue.

Untied Grants Reserve

To hold untied Government and third party grants monies received in advance.

City of Busselton

Budget

For the Year Ended 30th June 2020

Notes to and Forming Part of the Budget

	2019/20 Budget \$	2018/19 Actual \$	2018/19 Budget \$
8. Fees & Charges Revenue			
General Purpose Funding	47,500	80,088	92,900
Governance	43,400	43,208	49,400
Law, Order & Public Safety	166,200	171,419	186,600
Health	507,100	538,978	433,800
Education and Welfare	160	161	200
Housing	474,380	473,742	472,000
Community Amenities	8,586,127	8,330,002	8,415,772
Recreation and Culture	2,798,303	2,873,539	2,722,358
Transport	1,426,130	1,218,997	1,195,270
Economic Services	2,004,900	1,821,603	2,032,700
Other Property and Services	237,890	241,861	227,160
	16,292,090	15,793,598	15,828,160
9. Grant Revenue			
Grants, subsidies and contributions are included as operating revenues in the Statement of Comprehensive Income			
By Program:			
Operating Grants, Subsidies and Contributions			
General Purpose Funding	1,799,934	2,328,138	1,071,794
Governance	288,290	227,906	214,200
Law, Order & Public Safety	624,153	645,887	482,197
Health	108,200	118,646	149,600
Education and Welfare	6,280	8,453	6,100
Housing	4,370	4,024	3,400
Community Amenities	224,420	110,762	200,550
Recreation and Culture	1,493,971	1,636,151	1,132,660
Transport	76,250	644,667	145,060
Economic Services	4,340	25,628	4,079
Other Property and Services	296,750	329,031	338,010
	4,926,958	6,079,293	3,747,650
Non-Operating Grants, Subsidies and Contributions			
Governance	679,956	140,044	0
Law, Order & Public Safety	987,890	814,215	123,310
Health	6,180	8,487	6,000
Community Amenities	1,032,600	273,000	500,000
Recreation and Culture	4,604,139	3,417,379	4,401,995
Transport	24,731,947	9,811,988	25,315,880
Other Property and Services	0	0	0
	32,042,712	14,465,113	30,347,185

City of Busselton

Budget

For the Year Ended 30th June 2020

Notes to and Forming Part of the Budget

10. Other Information

	2019/20 Budget \$	2018/19 Actual \$	2018/19 Budget \$
The Net Result Includes as Revenues			
(a) Interest Earnings			
Investments			
- Reserve Funds	1,237,620	1,413,167	900,000
- Restricted Funds	0	101,722	650,000
- Other Funds	242,380	311,247	283,760
Other Interest Revenue	475,000	510,160	450,000
	1,955,000	2,336,296	2,283,760
(b) Other Revenue			
Reimbursements and Recoveries			
Other	1,472,714	2,067,628	965,496
	1,472,714	2,067,628	965,496
The Net Result Includes as Expenses			
(c) Auditors Remuneration			
Audit	42,000	18,900	27,000
Other Services	2,000	1,460	3,000
	44,000	20,360	30,000
(d) Interest Expenses (Finance Costs)			
Overdraft Interest	0	0	0
Debentures (refer Note 5(a))	1,273,688	1,333,095	1,374,387
	1,273,688	1,333,095	1,374,387
(e) Elected Members Remuneration			
The following fees, expenses and allowances were budgeted/ paid to council members and/or the mayor.			
Mayor & Deputy Allowances	100,160	99,169	99,169
Sitting Fees	281,060	278,279	278,273
Travelling Allowance - Councillors Meetings	15,000	9,676	18,500
Communication Allowance	32,100	31,500	36,100
Other Allowance	7,100	1,483	7,700
	435,420	420,107	439,742
(f) Write Offs			
General Rates	0	0	0
Specified Area Rates	0	0	0
Fees and Charges	0	0	0
	0	0	0

City of Busselton

Budget

For the Year Ended 30th June 2020

Notes to and Forming Part of the Budget

10. Other Information (Continued)

	2019/20 Budget \$	2018/19 Actual \$	2018/19 Budget \$
The Net Result Includes as Expenses (Continued)			
Rental Charges			
Operating Leases	0	1,149,418	763,730
Capital Leases	759,300	0	0
	759,300	1,149,418	763,730

Significant Accounting Policies

Leases

Leases of fixed assets where substantially all the risks and benefits incidental to the ownership of the asset, but not legal ownership, are transferred to the City and classified as finance leases.

Finance leases are capitalised recording an asset and a liability at the lower amounts equal to the fair value of the leased property or the present value of the minimum lease payments, including any guaranteed residual values. Lease payments are allocated between the reduction of the lease liability and the lease interest expense for the period.

Leased assets are depreciated on a straight line basis over the shorter of their estimated useful lives or the lease term.

Lease payments for operating leases, where substantially all the risks and benefits remain with the lessor, are charged as expenses in the periods in which they are incurred.

Lease incentives under operating leases are recognised as a liability and amortised on a straight line basis over the life of the lease term.

11. Major Land Transactions

Council will not participate in any major land transactions during the 2019/20 financial year pursuant to S3.59 of the Local Government Act and Part 3 of the Local Government Functions and General Regulations.

12. Major Trading Undertakings

Council will not participate in any trading undertakings during the 2019/20 financial year.

13. Interests in Joint Ventures

Council will not participate in any joint ventures during the 2019/20 financial year.

City of Busselton

Budget

For the Year Ended 30th June 2020

Notes to and Forming Part of the Budget

14. Trust Funds

Estimated movement in funds held over which the Council has no control and which are not included in the financial statements are as follows:

	Balance 1/07/2019 \$	Amounts Received \$	Amounts Paid \$	Balance 30/06/2020 \$
Building Training Levy	52,266	450,000	(482,266)	20,000
Nomination Deposits	0	1,000	(1,000)	0
Community Appeals	0	0	0	0
Cash in Lieu of Public Open Space	1,942,924	100,000	(1,856,428)	186,496
CLAG	86,622	50,000	(50,000)	86,622
Sundry Trust Items	0	0	0	0
	2,081,812	601,000	(2,389,694)	293,118

Significant Accounting Policies (other)

Goods and Services Tax (GST)

Revenues, expenses and assets are recognised net of the amount of GST, except where the amount of GST incurred is not recoverable from the Australian Taxation Office (ATO).

Receivables and payables are stated inclusive of GST receivable or payable. The net amount of GST recoverable from, or payable to, the ATO is included with receivables or payables in the statement of financial position.

Cash flows are presented on a gross basis. The GST components of cash flows arising from investing or financing activities which are recoverable from, or payable to, the ATO are presented as operating cash flows.

Critical Accounting Estimates

The preparation of a budget in conformity with Australian Accounting Standards requires management to make judgements, estimates and assumptions that affect the application of policies and reported amounts of assets and liabilities, income and expenses.

The estimates and associated assumptions are based on historical experience and various other factors that are believed to be reasonable under the circumstances; the results of which form the basis of making the judgements about carrying values of assets and liabilities that are not readily apparent from other sources. Actual results may differ from these estimates.

Rounding Off Figures

All figures shown in this budget, other than a rate in the dollar, are rounded to the nearest dollar.

Comparative Figures

Where required, comparative figures have been adjusted to conform to changes in presentation for the current budget year.

City of Busselton

Budget

For the Year Ended 30th June 2020

Notes to and Forming Part of the Budget

Significant Accounting Policies (other) (Continued)

Budget Comparative Figures

Unless otherwise stated, the budget comparative figures shown in this budget document relate to the original budget estimate for the relevant item of disclosure.

Revenue Recognition


Rates, grants, donations and other contributions are recognised as revenues when the City obtains control over the assets comprising the contributions.

Control over assets acquired from rates is obtained at the commencement of the rating period or, where earlier, upon receipt of the rates.

Deposits and Bonds

Deposits and bonds received by the City of Busselton, and duly refunded where appropriate are processed via the Municipal fund.

The City's audit committee has considered the requirements of the Accounting Standards and has determined that the concept of control has been met. Council Resolution C1004/115 states that the City continues the accounting treatment for deposits and bonds as part of the Municipal fund. Additionally, the deposits and bonds shall be brought to account as part of the restricted cash in the Municipal fund.



ANNUAL BUDGET

**MEMORANDUM OF IMPOSING RATES &
CHARGES**

2019 - 2020



LOCAL GOVERNMENT ACT 1995

CITY OF BUSSELTON

*Memorandum of Imposing Rates and Charges
2019/20*

SCHEDULE OF RATES CHARGES LEVIED

**RATEABLE PROPERTY AS DESIGNATED AND DESCRIBED IN THE SCHEDULES TO THE CITY OF BUSSELTON
(VALUATION AND RATING) ORDER 1985 (AS AMENDED)**

Rating By Land Use and/or Zone - Gross Rental Valuations

Land Use and/or Zone Groups

- ❖ **Residential** **Rate in the Dollar -9.8490 c**
Rateable land held or used for Residential purposes as defined by Council and/or in zoning areas categorised within Council's Town Planning Scheme No. 20 (or an equivalent zoning in any replacement scheme) for rating purposes as:-

Conservation, Public Purpose, Recreation, Residential, Rural Residential, Special Purpose (Residential).

- ❖ **Holiday Home** **Rate in the Dollar –10.8339 c**
Rateable land held or used for Holiday Home purposes as defined by Council and/or in zoning areas categorised within Council's Town Planning Scheme No. 20 (or an equivalent zoning in any replacement scheme) for rating purposes as:-

Conservation, Public Purpose, Recreation, Residential, Rural Residential, Special Purpose (Residential).

Permitted Use – Holiday Home

- ❖ **Industrial (Vacant/Improved)** **Rate in the Dollar –11.3732 c**
Rateable land held or used for Industrial purposes as defined by Council and/or in land zoning areas categorised within Council's Town Planning Scheme No. 20 (or an equivalent zoning in any replacement scheme) for rating purposes as:-

Industrial, Special Purpose (Industrial)

- ❖ **Commercial (Vacant/Improved)** **Rate in the Dollar –11.3732 c**
Rateable land held or used for Commercial purposes as defined by Council and/or in land zoning areas categorised within Council's Town Planning Scheme No. 20 (or an equivalent zoning in any replacement scheme) for rating purposes as:-

Additional Use, Agriculture, Business, Restricted Business, Tourist, Viticulture/Tourism, Special Purpose (Commercial).

*Memorandum of Imposing Rates and Charges
2019/20*

SCHEDULE OF RATES CHARGES LEVIED

**RATEABLE PROPERTY AS DESIGNATED AND DESCRIBED IN THE SCHEDULES TO THE CITY OF BUSSELTON
(VALUATION AND RATING) ORDER 1985 (AS AMENDED)**

Specified Area Rates - Gross Rental Valuations

- ❖ **Port Geographe** **Rate in the Dollar – 1.5719 c**
To all properties within the area known as Port Geographe, in order to meet obligations Council has under a "Waterways Management" Deed. The rate is applied to all properties within the area of former Town Planning Scheme No. 19 based upon a properties G.R.V.

- ❖ **Provence GRV** **Rate in the Dollar – 1.4462 c**
To all properties within the area known as the Provence Subdivision (Busselton Airport North), in order to hold funds for the maintenance of the approved higher standard of landscaping within the Provence subdivision in accordance with Council Policy 185/3 including future capital replacement of landscaping structures as may be required.

- ❖ **Vasse GRV** **Rate in the Dollar – 1.8385 c**
To all properties within the area known as the Vasse (Birchfields) Subdivision, in order to hold funds for the maintenance of the approved higher standard of landscaping within the Vasse (Birchfields) subdivision in accordance with Council Policy 185/3 including future capital replacement of landscaping structures as may be required.

**Memorandum of Imposing Rates and Charges
2019/20**

SCHEDULE OF RATES CHARGES LEVIED

**RATEABLE PROPERTY AS DESIGNATED AND DESCRIBED IN THE SCHEDULES TO THE CITY OF BUSSELTON
(VALUATION AND RATING) ORDER 1985 (AS AMENDED)**

Rating By Land Use - Unimproved Valuations

Land Use Groups

- ❖ **Primary Production** **Rate in the Dollar – 0.44040 c**
Rateable land held or used for Primary Production purposes as defined by Council categorised for rating purposes as:-

Agistment, Cattle Farm, Dairy Cattle, Dairy Farm, Deer Farm, Donkey Stud, Farming Land, Farming Residence, Goat Farm, Horse Stud, Horticultural Farm, Olive Orchard, Orchard, Pastoral Farm, Pine Plantation, Poultry Farm, Protea Farm, Sheep Farm, Strawberry Farm, Tree Farm, Turf Farm, Vineyard.

- ❖ **UV Rural** **Rate in the Dollar – 0.44550 c**
Rateable land held or used for Rural purposes as defined by Council. Non income earning with the exception of properties with incidental uses as Cottage Industries (as approved by Council) Guest Houses and Bed & Breakfast establishments, categorised for rating purposes as:-

Bed & Breakfast, Cellar Door Sales, Cottage Industry, Garage, Guest House, Residence, Sales Office UV, Shed, Vacant Land UV, Workshop UV.

- ❖ **UV Commercial** **Rate in the Dollar – 0.80370 c**
Rateable land held or used for Commercial purposes as defined by Council. Commercial businesses conducted from anywhere within the property irrespective of physical size in relation to the whole of the property, categorised for rating purposes as:-

Animal Establishment, Art/Gallery Studio, Arts & Crafts, Black Smith, Boarding Kennels, Caravan Park Cellar Door Sales, Cereal Manufacture, Chalet Developments, Communication Site, Earthmoving Depot, Extractive Industry, Factory UV, Fun Park, Golf Course, Holiday Accommodation, Ice Cream Manufacture, Ice Works, , Mining Tenements, Nursery, Olive, Production & Sales, Private Recreation, Restaurant, Rural Holiday Resort, Rural Manufacture, Saw Mill, Telephone Exchange, Veterinary Clinic, Wine Production, Wine Sales & Office, Winery, Winery with Additions.

**Memorandum of Imposing Rates and Charges
2019/20**

SCHEDULE OF RATES CHARGES LEVIED

**RATEABLE PROPERTY AS DESIGNATED AND DESCRIBED IN THE SCHEDULES TO THE CITY OF BUSSELTON
(VALUATION AND RATING) ORDER 1985 (AS AMENDED)**

Specified Area Rates - Unimproved Valuations

- ❖ **Provence UV** **Rate in the Dollar – 0.01430 c**
To all properties within the area known as the Provence Subdivision (Busselton Airport North), in order to hold funds for the maintenance of the approved higher standard of landscaping within the Provence subdivision in accordance with Council Policy 185/3 including future capital replacement of landscaping structures as may be required.

Minimum Payments – Differential & General Rates

- ❖ **General Minimum Payment – Land Use – UV Rural Rates** **\$1,500.00**
A minimum payment per annum in respect of every lot, location or other piece of rateable land with the UV Rural land user group. This is set as the least amount of rates any ratepayer will be bound to pay, ensuring a fair and equitable commitment towards the overall rate levy. The minimum payment for UV Rural will be higher than the average general rate increase so as to achieve the reasons for each of these differential rating categories.
- ❖ **General Minimum Payment – Differential & General Rates** **\$1,375.00**
A minimum payment per annum in respect of every lot, location or other piece of rateable land for all zones and land use groups. This is set as the least amount of rates any ratepayer will be bound to pay, ensuring a fair and equitable commitment towards the overall rate levy.
- ❖ **General Minimum Payment – Land Use - Holiday Homes** **\$1,430.00**
A minimum payment per annum in respect of every lot, location or other piece of rateable land with the Holiday Home land use groups. This is set as the least amount of rates any ratepayer will be bound to pay, ensuring a fair and equitable commitment towards the overall rate levy. The minimum payment for Holiday Homes will be higher than the average general rate increase so as to achieve the reasons for each of these differential rating categories.

Rates and Charges - Payment Dates

- ❖ **Payment Option One**
By single payment within 35 days from date of issue of the rate notice:-
Payment Date: 11th September 2019
- ❖ **Payment Option Two**
By four equal or near equal instalments:-
1st Instalment Payment Date: 11th September 2019
2nd Instalment Payment Date: 11th November 2019
3rd Instalment Payment Date: 13th January 2020
4th Instalment Payment Date: 13th March 2020

**Memorandum of Imposing Rates and Charges
2019/20**

SCHEDULE OF RATES CHARGES LEVIED

**RATEABLE PROPERTY AS DESIGNATED AND DESCRIBED IN THE SCHEDULES TO THE CITY OF BUSSELTON
(VALUATION AND RATING) ORDER 1985 (AS AMENDED)**

Waste Collection Charges

- ❖ **Domestic Rubbish Collection Service** **Fee: \$169.00**
Charged per annum for a once weekly collection of one 240 litre mobile bin (or 2 @ 120 litre mobile bin) placed in a position on the road verge, accessible to Council's refuse collection vehicle.
Expected total annual yield: \$3,280,797

- ❖ **Domestic & Commercial Recycling Collection Service** **Fee: \$82.00**
Charged per annum for a fortnightly collection from a Council supplied 240 litre mobile recycling bin, placed in a position on the road verge, accessible to Council's collection contractors.
Expected total annual yield: \$1,634,260

- ❖ **Commercial/Industrial Collection Service** **Fee: \$169.00**
Charged per annum for one standard service collected on a weekly basis.
Expected total annual yield: \$283,582

Waste Infrastructure Rates and Minimum Rates

In accordance with (Section 66(1) Waste Avoidance and Resource Recovery Act 2007) and, in accordance section 66(3) of the WARR Act, apply the minimum payment provisions of section 6.35 of the Local Government Act 1995, imposes a Waste Infrastructure Rate as follows:

- ❖ **Gross Rental Valuation – All General Properties** **Rate in the Dollar – 0.001 c**
- ❖ **Gross Rental Valuation - All General Properties** **Minimum Rate - \$49.00**
A minimum payment per annum in respect of every lot, location or other piece of rateable land within the Gross Rental Valuation Rate Groups. This is set as the least amount of rates any ratepayer will be bound to pay, ensuring a fair and equitable commitment towards the overall Waste Infrastructure rate levy.

- ❖ **Unimproved Valuation - All General Properties** **Rate in the Dollar – 0.0004 c**
- ❖ **Unimproved Valuation - All General Properties** **Minimum Rate - \$49.00**
A minimum payment per annum in respect of every lot, location or other piece of rateable land within the Unimproved Valuation Land Use Rate Groups. This is set as the least amount of rates any ratepayer will be bound to pay, ensuring a fair and equitable commitment towards the overall Waste Infrastructure rate levy.

Expected total annual yield: \$1,150,912

*Memorandum of Imposing Rates and Charges
2019/20*

SCHEDULE OF RATES CHARGES LEVIED

**RATEABLE PROPERTY AS DESIGNATED AND DESCRIBED IN THE SCHEDULES TO THE CITY OF BUSSELTON
(VALUATION AND RATING) ORDER 1985 (AS AMENDED)**

Rates and Charges - Associated Charges

Payments

- ❖ **Instalment Payment Interest** **Rate: 5.50%**
Charged per annum where the four instalment option is elected for the additional time allowed under this option to pay with the exception of properties that are subject to a State Government rebate.

Expected total annual yield: \$249,000

- ❖ **Administration Fee** **Fee: \$18.00**
Charged where the four instalment option is elected with the exception of properties that are subject to a State Government rebate.

Expected total annual yield: \$116,000

- ❖ **Overdue Interest** **Rate: 11.00%**
Charged per annum (calculated daily by reference to a simple interest calculation) to apply to all overdue and arrears of rates, waste and pool charges, Emergency Services Levies and debt recovery costs, with the exception of those owed by eligible pensioners/seniors registered with Council.

Expected total annual yield: \$250,000

Rate Concessions

In accordance with Section 6.47 of the Local Government Act 1995, the following concessions are to be provided:

- ❖ **Bio-diversity Incentive**
Landowners with vegetation on their property that meets the Biodiversity Value Criteria set out in the Biodiversity Incentives Strategy may be eligible for the rebate in return for the protection and management of the bushland.

Estimated cost: \$18,147

- ❖ **Local Government Boundary Adjustment**
Persons whose properties are divided by local government boundaries will be provided concessional treatment to counteract the effects of any minimum payment being potentially applied twice, or rated on the minimum where the value would raise more than the minimum.

Estimated cost: \$157

- ❖ **Total Cost of Concessions**
Estimated cost not included in the "Rates Estimated Statistical Information".

Estimated cost: \$18,304

*Memorandum of Imposing Rates and Charges
2019/20*

SCHEDULE OF RATES CHARGES LEVIED

**RATEABLE PROPERTY AS DESIGNATED AND DESCRIBED IN THE SCHEDULES TO THE CITY OF BUSSELTON
(VALUATION AND RATING) ORDER 1985 (AS AMENDED)**

Rates and Charges - Associated Charges – cont'd

Inspection Charge

❖ **Swimming Pool Fee**

Fee: \$58.45

Charged per annum for properties that have on them a swimming pool, for an approved Council officer to inspect the safety requirements.

Expected total annual yield: \$78,700

Objects and Reasons for Differential Rates

The overall object of the City's differential rates is to raise rate revenue in a manner that is simple, efficient and equitable to all ratepayers within the district. The reasons for each differential rate are as follows:

Differential Rates – Gross Rental Valuations (GRV)

❖ **Residential (Vacant/Improved)**

The object of this category is to apply a differential general rate and minimum payment to land zoned and used for residential purposes and to act as the City's benchmark differential rate and minimum payment by which all other GRV rated properties are assessed.

The reason for this rate is to ensure that all ratepayers make a reasonable contribution towards the ongoing maintenance and provision of works, services and facilities throughout the City.

❖ **Holiday Homes**

The object of this category is to apply a differential rate to land used for Holiday Home purposes.

The reasons for this rate is in order to assist with the funding of Tourism and Marketing and related projects throughout the district.

The rate in the dollar and minimum payment for this category is to be 10.00% higher than the residential benchmark differential rate and minimum payment.

❖ **Commercial/Industrial (Vacant and Improved)**

The object of this category is to apply a differential rate to land zoned and used for Industrial and Commercial purposes.

The reason for this rate is in order to raise additional revenue to fund Tourism and Marketing and related projects throughout the district.

The rate in the dollar for this category is to be 1.5242 cents higher than the residential benchmark differential rate.

**Memorandum of Imposing Rates and Charges
2019/20**

SCHEDULE OF RATES CHARGES LEVIED

**RATEABLE PROPERTY AS DESIGNATED AND DESCRIBED IN THE SCHEDULES TO THE CITY OF BUSSELTON
(VALUATION AND RATING) ORDER 1985 (AS AMENDED)**

Objects and Reasons for Differential Rates – cont'd

Differential Rates – Unimproved Valuations (UV)

❖ **Primary Production**

The object of this category is to apply a base differential general rate to land zoned and used typically for bona-fide farming and is to act as the City's benchmark differential rate by which all other UV rated properties are assessed.

The reason for this rate is to ensure that all ratepayers make a reasonable contribution towards the ongoing maintenance and provision of works, services and facilities throughout the City.

❖ **UV Rural**

The object of this category is to apply a base differential general rate to land zoned and used typically for non-primary production or non-commercial purposes and is to comply with the Council's determination to increase rates by an additional average of \$100 per property over the previous year.

The reason for this rate is to acknowledge that the majority of properties in this category are typically of a rural residential nature and that the level of rating should be more reflective of such use.

The rate in the dollar for this category is to be 0.00051 cents higher than the primary production benchmark differential rate.

❖ **UV Commercial**

The object of this category is to apply a base differential general rate to land zoned and used typically for non-agricultural commercial purposes within an agricultural setting.

The reason for this rate is to achieve a fair and equitable level of rating between commercial properties within both the UV and GRV differential rating categories.

The rate in the dollar for this category is to be 0.03633 cents higher than the primary production benchmark differential rate.

**Memorandum of Imposing Rates and Charges
2019/20**

SCHEDULE OF RATES CHARGES LEVIED

**RATEABLE PROPERTY AS DESIGNATED AND DESCRIBED IN THE SCHEDULES TO THE CITY OF BUSSELTON
(VALUATION AND RATING) ORDER 1985 (AS AMENDED)**

Rates Estimated Statistical Information

❖ **Non-Minimum Payments**

Rate Groups	UV/GRV	Rate In The \$	No of Properties	Valuations \$	Levied Amount \$
Residential	GRV	9.8489	13,858	255,382,956	25,152,598
Residential - Vacant Land	GRV	9.8489	254	7,213,420	710,449
Holiday Homes	GRV	10.8339	524	10,267,140	1,112,329
Industrial	GRV	11.3732	433	20,214,914	2,299,080
Industrial - Vacant Land	GRV	11.3732	63	1,392,550	158,377
Commercial	GRV	11.3732	1,373	70,228,993	7,987,276
Commercial - Vacant Land	GRV	11.3732	50	2,301,350	261,737
Primary Production	UV	0.4404	811	620,126,000	2,731,032
UV Rural	UV	0.4455	1503	731,467,000	3,258,682
UV Commercial	UV	0.8037	148	89,879,000	722,357
Totals					44,393,917

❖ **Minimum Payments**

Rate Groups	UV/GRV	Min Rate \$	No of Properties	Valuations \$	Levied Amount \$
Residential	GRV	1,375	1,292	16,632,128	1,776,500
Residential - Vacant Land	GRV	1,375	975	6,882,890	1,340,625
Holiday Homes	GRV	1,430	19	237,380	27,170
Industrial	GRV	1,375	21	208,031	28,875
Industrial - Vacant Land	GRV	1,375	0	0	0
Commercial	GRV	1,375	630	4,705,324	866,250
Commercial - Vacant Land	GRV	1,375	69	425,560	94,875
Primary Production	UV	1,375	229	52,671,500	314,875
UV Rural	UV	1,500	1,077	248,710,500	1,615,500
UV Commercial	UV	1,375	77	3,272,634	105,875
Totals					6,170,545

❖ **Specified Area Rates**

Groups	UV/GRV	Rate In The \$	No of Properties	Valuations \$	Levied Amount \$
Port Geographe	GRV	1.5719	746	13,674,270	214,942
Provence GRV	GRV	1.4462	712	12,142,530	175,606
Provence UV	UV	0.0143	2	5,300,000	757
Vasse GRV	GRV	1.8385	566	9,834,070	180,801
Totals					572,108


**Memorandum of Imposing Rates and Charges
2019/20**

SCHEDULE OF RATES CHARGES LEVIED

**RATEABLE PROPERTY AS DESIGNATED AND DESCRIBED IN THE SCHEDULES TO THE CITY OF BUSSELTON
(VALUATION AND RATING) ORDER 1985 (AS AMENDED)**

❖ **Totals Levied**

Groups	UV/GRV	No of Properties	Valuations \$	Total Levied Amount \$
Zone Groups	GRV	19,561	396,093,636	41,816,142
Specified Area Groups	UV/GRV	2,026	40,950,870	572,108
Land Use Groups	UV	3,845	1,746,126	8,748,320
Totals		23,171		51,136,570



CAPITAL ACQUISITION AND CONSTRUCTION
BUDGET

(INCLUSIVE OF FUNDING SOURCES)

2019 - 2020

City of Busselton - Budget Year Ended 30 June 2020

Capital Acquisition / Construction Report

Cost Code	Description	2019/20 Annual Budget	Funding Sources							
			Reserves	Government Grants	Contributions	Contrib POS (Trust Funded)	Restricted Assets	Sales of Assets	Loan	Municipal Funds
Land										
Miscellaneous Land purchases										
10610	Miscellaneous Land purchases, Resumptions etc.	100,000	100,000	0	0	0	0	0	0	0
		100,000	100,000	0	0	0	0	0	0	0
Plant & Equipment										
Fleet										
10000	Members of Council - Vehicle Replacement	40,000	23,000	0	0	0	0	17,000	0	0
10001	Office of the CEO - Vehicle Replacement	65,000	30,000	0	0	0	0	35,000	0	0
10100	Finance & Corporate Services Support - Vehicle Replacement	40,000	20,500	0	0	0	0	19,500	0	0
10115	Major Projects and Facilities Administration - Vehicle Replacement	80,000	41,500	0	0	0	0	38,500	0	0
10250	Information & Communication Technology Services - Vehicle Replacement	35,000	18,000	0	0	0	0	17,000	0	0
10510	Governance Support Services - Vehicle Replacement	40,000	22,000	0	0	0	0	18,000	0	0
10521	Human Resources & Payroll - Vehicle Replacement	35,000	18,000	0	0	0	0	17,000	0	0
10591	Geographe Leisure Centre - Vehicle Replacement	35,000	18,000	0	0	0	0	17,000	0	0
10800	Planning Directorate Support - Vehicle Replacement	40,000	20,500	0	0	0	0	19,500	0	0
10910	Building Services - Vehicle Replacement	70,000	36,000	0	0	0	0	34,000	0	0
10950	Animal Control - Vehicle Replacement	50,000	26,000	0	0	0	0	24,000	0	0
10980	Other Law, Order & Public Safety - Vehicle Replacement	55,000	55,000	0	0	0	0	0	0	0
11101	Engineering Services Administration - Vehicle Replacement	40,000	21,000	0	0	0	0	19,000	0	0
11107	Engineering Services Design - Bike Lockers	9,000	9,000	0	0	0	0	0	0	0
11150	Asset Management Administration - Vehicle Replacement	35,000	18,000	0	0	0	0	17,000	0	0
11403	Plant Purchases (P11)	487,000	350,500	0	0	0	0	136,500	0	0
11404	Plant Purchases (P12)	405,000	287,500	0	0	0	0	117,500	0	0
11406	Plant Purchases (P14) Two Mobile Crib rooms for operations staff at site	40,000	40,000	0	0	0	0	0	0	0
11500	Operations Services Administration - Vehicle Replacement	35,000	18,000	0	0	0	0	17,000	0	0
		1,636,000	1,072,500	0	0	0	0	563,500	0	0
Busselton Jetty Tourist Park										
10600	Busselton Jetty Tourist Park - Mule for Caravan Park Use	16,000	13,000	0	0	0	0	3,000	0	0
		16,000	13,000	0	0	0	0	3,000	0	0
Waste										
11402	Plant Purchases (P10)	945,000	825,000	0	0	0	0	120,000	0	0
		945,000	825,000	0	0	0	0	120,000	0	0

City of Busselton - Budget Year Ended 30 June 2020

Capital Acquisition / Construction Report

Cost Code	Description	2019/20 Annual Budget	Funding Sources								
			Reserves	Government Grants	Contributions	Contrib POS (Trust Funded)	Restricted Assets	Sales of Assets	Loan	Municipal Funds	
Smart Technologies											
11407	P&E - P&G Smart Technologies	150,000	150,000	0	0	0	0	0	0	0	0
		150,000	150,000	0	0	0	0	0	0	0	0
Furniture & Equipment											
General											
10250	Information & Communication Technology Services ***	304,900	304,900	0	0	0	0	0	0	0	0
10530	Community Services Administration	12,000	12,000	0	0	0	0	0	0	0	0
10590	Naturaliste Community Centre	12,000	12,000	0	0	0	0	0	0	0	0
10591	Geographe Leisure Centre	33,000	33,000	0	0	0	0	0	0	0	0
10625	Art Geo Administration	10,000	10,000	0	0	0	0	0	0	0	0
B1361	YCAB (Youth Precinct Foreshore)	5,000	5,000	0	0	0	0	0	0	0	0
		376,900	376,900	0	0	0	0	0	0	0	0
Special CCTV Grant											
10250	Information & Communication Technology Services ***	300,000	0	159,556	0	0	140,444	0	0	0	0
		300,000	0	159,556	0	0	140,444	0	0	0	0
Aged Housing											
10616	Winderlup Villas Aged Housing	8,500	8,500	0	0	0	0	0	0	0	0
10617	Harris Road Aged Housing	7,600	7,600	0	0	0	0	0	0	0	0
		16,100	16,100	0	0	0	0	0	0	0	0
Art Projects											
10900	Cultural Planning - Settlement Art Project	55,000	0	0	0	0	4,690	0	0	0	50,310
		55,000	0	0	0	0	4,690	0	0	0	50,310
Building and Facilities											
Building and Facilities - Other											
B9606	King Street Toilets - New Facility	200,000	200,000	0	0	0	0	0	0	0	0
B9607	General Buildings Asset Renewal Allocation (Various Buildings)	100,000	100,000	0	0	0	0	0	0	0	0
B9608	Demolition Allocation (Various Buildings Veteran Car Club)	25,000	25,000	0	0	0	0	0	0	0	0
B9719	Busselton Works Depot - Toilet Facilities Upgrade	50,000	50,000	0	0	0	0	0	0	0	0
		375,000	375,000	0	0	0	0	0	0	0	0
Community Resource Centre											
B9534	Community Resource Centre - Minor renewal works: painting of high use areas	5,160	5,160	0	0	0	0	0	0	0	0
		5,160	5,160	0	0	0	0	0	0	0	0

City of Busselton - Budget Year Ended 30 June 2020

Capital Acquisition / Construction Report

Cost Code	Description	2019/20 Annual Budget	Funding Sources								
			Reserves	Government Grants	Contributions	Contrib POS (Trust Funded)	Restricted Assets	Sales of Assets	Loan	Municipal Funds	
Energy Efficiency Initiatives											
B9605	Energy Efficiency Initiatives (Various Buildings)	100,000	100,000	0	0	0	0	0	0	0	0
		100,000	100,000	0	0	0	0	0	0	0	0
Busselton Jetty Tourist Park											
B9808	Busselton Jetty Tourist Park Upgrade	261,830	261,830	0	0	0	0	0	0	0	0
		261,830	261,830	0	0	0	0	0	0	0	0
Community Recreation Centre - GLC											
B9596	GLC Building Improvements	400,000	400,000	0	0	0	0	0	0	0	0
B9609	Geographe Leisure Centre Stadium Expansion - Studies and Preliminary Design	30,000	30,000	0	0	0	0	0	0	0	0
		430,000	430,000	0	0	0	0	0	0	0	0
Community Recreation Centre - NCC											
B9556	NCC Upgrade - Library/ Customer Services Extension Design Planning	50,000	50,000	0	0	0	0	0	0	0	0
		50,000	50,000	0	0	0	0	0	0	0	0
Aged Housing Construction											
B9300	Aged Housing Capital Improvements - Winderlup	80,000	80,000	0	0	0	0	0	0	0	0
B9301	Aged Housing Capital Improvements - Harris Road	60,000	60,000	0	0	0	0	0	0	0	0
B9302	Aged Housing Capital Improvements - Winderlup Court (City)	151,000	151,000	0	0	0	0	0	0	0	0
C3451	Aged Housing Infrastructure (Upgrade)	12,000	12,000	0	0	0	0	0	0	0	0
		303,000	303,000	0	0	0	0	0	0	0	0
Youth Community Building											
B9570	Youth Community Building Electronic Lockers	10,000	10,000	0	0	0	0	0	0	0	0
		10,000	10,000	0	0	0	0	0	0	0	0
Major Projects											
Performing Arts Centre - BEACH											
B9591	Performing Arts Convention Centre	500,000	500,000	0	0	0	0	0	0	0	0
		500,000	500,000	0	0	0	0	0	0	0	0
Foreshore Barnard East Park											
C0054	Barnard East Car Parking	79,180	79,180	0	0	0	0	0	0	0	0
C3207	Barnard East Underground Power	166,250	166,250	0	0	0	0	0	0	0	0
C3208	Barnard East Landscaping	240,000	0	0	0	240,000	0	0	0	0	0
F0089	Barnard East Footpaths	91,240	91,240	0	0	0	0	0	0	0	0
		576,670	336,670	0	0	240,000	0	0	0	0	0
Barnard Park - Possum Park											
C3189	Possum Park Barnard East	30,000	30,000	0	0	0	0	0	0	0	0

City of Busselton - Budget Year Ended 30 June 2020

Capital Acquisition / Construction Report

Cost Code	Description	2019/20 Annual Budget	Funding Sources							
			Reserves	Government Grants	Contributi ons	Contrib POS (Trust Funded)	Restricted Assets	Sales of Assets	Loan	Municipal Funds
		30,000	30,000	0	0	0	0	0	0	0
<u>Busselton Foreshore Hotel Site 1 Precinct</u>										
C0053	Car Parking - Rear of Hotel Site 1	500,000	500,000	0	0	0	0	0	0	0
C3206	Landscaping - Old Busselton Tennis Club Site	500,000	500,000	0	0	0	0	0	0	0
		1,000,000	1,000,000	0	0	0	0	0	0	0
<u>Busselton Library</u>										
B9516	Busselton Library Upgrade	361,000	361,000	0	0	0	0	0	0	0
		361,000	361,000	0	0	0	0	0	0	0
<u>Busselton Senior Citizens Expansion</u>										
B9407	Busselton Senior Citizens	1,163,450	290,850	822,600	50,000	0	0	0	0	0
		1,163,450	290,850	822,600	50,000	0	0	0	0	0
<u>Lou Weston Courts and Pavilion Upgrade</u>										
C3186	Lou Weston Oval - Courts	1,883,400	1,363,400	400,000	120,000	0	0	0	0	0
		1,883,400	1,363,400	400,000	120,000	0	0	0	0	0
<u>Vasse Newtown Infrastructure</u>										
<u>Community Recreation Facilities - Vasse</u>										
C0051	Vasse Oval Gravel Car Parking - Dawson (Eastern Side)	200,000	200,000	0	0	0	0	0	0	0
		200,000	200,000	0	0	0	0	0	0	0
<u>Community Recreation Facilities - Vasse Newtown Oval POS Development</u>										
C0052	Vasse Newtown Oval POS Carpark Development	260,000	130,000	130,000	0	0	0	0	0	0
C3136	Vasse Newtown Oval POS - Grassing of Existing Oval	120,000	120,000	0	0	0	0	0	0	0
		380,000	250,000	130,000	0	0	0	0	0	0
<u>Vasse Newtown Infrastructure Upgrades - SAR</u>										
C3198	Vasse SAR Area General Improvements to the Area	25,000	25,000	0	0	0	0	0	0	0
C3199	Vasse SAR Area Installation of Shade Sails	25,000	25,000	0	0	0	0	0	0	0
		50,000	50,000	0	0	0	0	0	0	0
<u>Busselton Margaret River Regional Airport</u>										
<u>Airport</u>										
11151	Airport Operations - Outfront Mower	30,000	21,000	0	0	0	0	9,000	0	0
		30,000	21,000	0	0	0	0	9,000	0	0
<u>Busselton Airport Operations</u>										
C6025	Installation of Bird Netting	185,240	92,620	92,620	0	0	0	0	0	0
		185,240	92,620	92,620	0	0	0	0	0	0

City of Busselton - Budget Year Ended 30 June 2020

Capital Acquisition / Construction Report

Cost Code	Description	2019/20 Annual Budget	Funding Sources							
			Reserves	Government Grants	Contributions	Contrib POS (Trust Funded)	Restricted Assets	Sales of Assets	Loan	Municipal Funds
Airport Terminal Development										
11156	Airport Development Operations - Terminal Fitout	300,000	0	0	0	0	300,000	0	0	0
		300,000	0	0	0	0	300,000	0	0	0
Airport Development - Land and Buildings										
B9716	Airport Terminal Stage 2	12,500,000	0	10,477,980	0	0	2,022,020	0	0	0
B9717	Airport Construction, Existing Terminal Upgrade	500,000	0	0	0	0	500,000	0	0	0
		13,000,000	0	10,477,980	0	0	2,522,020	0	0	0
Airport Development - Infrastructure										
C6091	Airport Construction Stage 2, Noise Management Plan	869,550	869,550	0	0	0	0	0	0	0
C6099	Airport Development - Project Expenses	1,187,110	0	0	0	0	1,187,110	0	0	0
		2,056,660	869,550	0	0	0	1,187,110	0	0	0
Meelup										
C3194	Meelup Regional Park - Capital Projects	163,000	0	0	0	0	0	0	0	163,000
		163,000	0	0	0	0	0	0	0	163,000
Engineering & Works Services - Jetty										
C3497	Busselton Jetty - Capital Expenditure	1,700,000	1,700,000	0	0	0	0	0	0	0
		1,700,000	1,700,000	0	0	0	0	0	0	0
Engineering Services Coastal Infrastructure										
C2512	Sand Re-Nourishment	120,000	60,000	60,000	0	0	0	0	0	0
C2520	Coastal Protection Works	45,000	45,000	0	0	0	0	0	0	0
C2523	Broadwater Beach Coastal Protection Stage 1 of 4	300,000	150,000	150,000	0	0	0	0	0	0
		465,000	255,000	210,000	0	0	0	0	0	0
Boat Ramp Construction										
C1502	Old Dunsborough Boat Ramp Finger Jetty	10,000	0	0	0	0	0	0	0	10,000
C1503	Quindalup Sea Rescue Boat Ramp	10,000	0	0	0	0	0	0	0	10,000
C1504	Abbey Boat Ramp Upgrade	10,000	0	0	0	0	0	0	0	10,000
		30,000	0	0	0	0	0	0	0	30,000
Rails to Trails										
C3122	Rails to Trails - Continuation of Implementation Plan	406,090	53,045	300,000	0	0	0	0	0	53,045
		406,090	53,045	300,000	0	0	0	0	0	53,045
Building and Infrastructure - Cemetery										
C1605	Busselton Cemetery Infrastructure Upgrades	40,000	40,000	0	0	0	0	0	0	0
C1608	Dunsborough Cemetery - Car Park & Internal Road Upgrades	74,000	74,000	0	0	0	0	0	0	0
C1609	Pioneer Cemetery - Implement Conservation Plan	20,000	20,000	0	0	0	0	0	0	0
C1610	Dunsborough Cemetery - Wall Renewal	20,000	20,000	0	0	0	0	0	0	0

City of Busselton - Budget Year Ended 30 June 2020

Capital Acquisition / Construction Report

Cost Code	Description	2019/20 Annual Budget	Funding Sources							
			Reserves	Government Grants	Contributions	Contrib POS (Trust Funded)	Restricted Assets	Sales of Assets	Loan	Municipal Funds
		154,000	154,000	0	0	0	0	0	0	0
Waste Management Infrastructure										
C3479	Vidler Road Waste Site Capital Improvements	388,480	388,480	0	0	0	0	0	0	0
C3481	Busselton Transfer Station Development - Improvements	454,510	454,510	0	0	0	0	0	0	0
C3485	Site Rehabilitation - Busselton	1,000,000	1,000,000	0	0	0	0	0	0	0
C3487	Site Rehabilitation - Dunsborough	1,500,000	1,500,000	0	0	0	0	0	0	0
		3,342,990	3,342,990	0	0	0	0	0	0	0
Parks & Gardens										
Parks & Gardens - Infrastructure Works										
C3007	Park Furniture Replacement - Replace aged & unsafe Equip	30,000	30,000	0	0	0	0	0	0	0
C3046	Dunsborough - BMX / Skatebowl	5,000	5,000	0	0	0	0	0	0	0
C3048	BBQ Placement and Replacement	15,000	15,000	0	0	0	0	0	0	0
C3096	Yallingup Park - Upgrades	14,000	14,000	0	0	0	0	0	0	0
C3103	Youth Skate Park	15,000	15,000	0	0	0	0	0	0	0
C3146	Dunsborough Town Centre/ Foreshore	15,000	15,000	0	0	0	0	0	0	0
C3209	Busselton Town Centre CBD	15,000	15,000	0	0	0	0	0	0	0
C3177	Shade Sail Program Dawson Park/ Cloisters/ Cape Rise	50,000	50,000	0	0	0	0	0	0	0
C3192	Foreshore Renewal High Street to Carey Street	26,000	26,000	0	0	0	0	0	0	0
C3193	Cricket Wicket Renewal	13,000	13,000	0	0	0	0	0	0	0
C3195	Centennial Park (West of Banks Ave) Dunsborough - Lighting Renewal	10,000	10,000	0	0	0	0	0	0	0
C3196	Centennial Park (West of Banks Ave) Dunsborough - Renewal of Beach Shower	10,000	10,000	0	0	0	0	0	0	0
C3197	Riverbank POS - Renewal of Riverbank Platform	10,000	10,000	0	0	0	0	0	0	0
C1761	Geographe Bay Road (Seagrott Road) Beach Access Renewal	25,000	25,000	0	0	0	0	0	0	0
C3066	West Swim Jetty	20,000	20,000	0	0	0	0	0	0	0
C3176	Geographe Bay Road (Earnshaw) Coastal Fencing Renewal	10,000	10,000	0	0	0	0	0	0	0
		283,000	283,000	0	0	0	0	0	0	0
Parks & Gardens - POS Contributions - Trust WAPC Developer Contributions (Pending WAPC Approval)										
C3116	Dawson Park (Mcintyre St Pos)	110,000	28,000	0	0	82,000	0	0	0	0
C3210	McBride Park POS - Minor Park Renewal, furniture, play equipment & fencing	32,538	0	0	0	32,538	0	0	0	0
C3211	Tulloh St (Geographe Bay Road) POS - Installation of furniture play equip., path	90,332	0	0	0	90,332	0	0	0	0
C3212	Siesta Park -Beach Access - Footpath renewal and installation of furniture	13,056	0	0	0	13,056	0	0	0	0
C3213	Cabarita Road POS- Installation of Nature based play area, landscaping and furn	100,000	0	0	0	100,000	0	0	0	0
C3214	Kingsford Rd POS - Renewal of Play equipment, basket ball half court and lands	150,653	0	0	0	150,653	0	0	0	0

City of Busselton - Budget Year Ended 30 June 2020

Capital Acquisition / Construction Report

Cost Code	Description	2019/20 Annual Budget	Funding Sources							
			Reserves	Government Grants	Contributions	Contrib POS (Trust Funded)	Restricted Assets	Sales of Assets	Loan	Municipal Funds
C3215	Monash Way POS- Renewal/Installation of Shade sails, play equipment fencing	167,174	0	0	0	167,174	0	0	0	0
C3216	Wagon rd. POS - Renewal / Installation of shade sails, Play Equipment and Furn	167,174	0	0	0	167,174	0	0	0	0
C3217	Limestone Quarry POS - Renewal / Installation of shade sails, Play Equipment a	167,174	0	0	0	167,174	0	0	0	0
C3218	Dolphin Road POS - Renewal: Reticulation and turf, installation of furniture and	91,000	0	0	0	91,000	0	0	0	0
C3219	Kingfish / Costello POS- Installation of shade sails renewal of play equipment a	91,000	0	0	0	91,000	0	0	0	0
C3220	Quindalup Old Tennis Courts Site - installation & upgrade of play equip. & shad	149,587	0	0	0	149,587	0	0	0	0
C3221	Cape Naturalise - Non potable water supply and installation	167,392	0	0	0	167,392	0	0	0	0
C3222	King Street Reserve - Park Upgrade	147,348	0	0	0	147,348	0	0	0	0
		1,644,428	28,000	0	0	1,616,428	0	0	0	0
Port Geographe										
C3159	Port Geographe - Burgee Cove (Western Side of Bridge)	17,500	17,500	0	0	0	0	0	0	0
C3160	Port Geographe - Reticulated POS at Layman Road	17,500	17,500	0	0	0	0	0	0	0
C3201	Port Geographe - Stage 3 Reticulation Upgrade	150,000	150,000	0	0	0	0	0	0	0
C3202	Port Geographe Street Light Replacement	50,000	50,000	0	0	0	0	0	0	0
C3203	Port Geographe General Improvements/ Foreshore	30,000	30,000	0	0	0	0	0	0	0
C3204	Port Geographe Eastern Side of Footbridge Landscaping Upgrade	20,000	20,000	0	0	0	0	0	0	0
C3205	Port Geographe Native Planting area in front Sensations cafe	15,000	15,000	0	0	0	0	0	0	0
		300,000	300,000	0	0	0	0	0	0	0
Community Recreation - Churchill Park										
C3145	Churchill Park - Western Oval Reconstruction	450,000	293,000	0	0	0	0	0	0	157,000
		450,000	293,000	0	0	0	0	0	0	157,000
Vasse River										
C3166	Vasse River Foreshore - Bridge to Bridge - Ground Works Roe Terrace	26,670	26,670	0	0	0	0	0	0	0
		26,670	26,670	0	0	0	0	0	0	0
Provence										
C3200	Provence SAR Area General Improvements to the Area	75,000	75,000	0	0	0	0	0	0	0
		75,000	75,000	0	0	0	0	0	0	0
Engineering Capital Works - Bridges										
A0014	Bussell Highway - 0241	744,000	0	744,000	0	0	0	0	0	0
A0023	Kaloorup Road Bridge - 3381	138,000	0	138,000	0	0	0	0	0	0
A0022	Yallingup Beach Road - Replacement	700,000	0	700,000	0	0	0	0	0	0
A0024	Boallia Road Bridge - 4854	138,000	0	138,000	0	0	0	0	0	0
		1,720,000	0	1,720,000	0	0	0	0	0	0
Engineering Capital Works - Drainage										
D0009	Busselton LIA - Geocatch Drain Partnership WSUD Improvements	30,000	30,000	0	0	0	0	0	0	0

City of Busselton - Budget Year Ended 30 June 2020

Capital Acquisition / Construction Report

Cost Code	Description	2019/20 Annual Budget	Funding Sources							
			Reserves	Government Grants	Contributions	Contrib POS (Trust Funded)	Restricted Assets	Sales of Assets	Loan	Municipal Funds
D0020	Glenmeer Ramble Drainage Upgrade	50,700	50,700	0	0	0	0	0	0	0
D0021	Chugg Road Drainage Upgrade	100,000	100,000	0	0	0	0	0	0	0
		180,700	180,700	0	0	0	0	0	0	0
Engineering Capital Works - Footpath Construction										
F0019	College Avenue - New Footpath	360,000	180,000	180,000	0	0	0	0	0	0
F0051	Chester Way Dunsborough - New Footpath	100,000	100,000	0	0	0	0	0	0	0
F0066	Bussell Highway Footpath Sections - Renewal as per Asset Management Plan	175,350	175,350	0	0	0	0	0	0	0
F0080	Margaret Street Drain Pedestrian Bridge - Maintenance and Repairs	80,000	80,000	0	0	0	0	0	0	0
F0081	Windlemere Drive Dunsborough - New Footpath	147,000	147,000	0	0	0	0	0	0	0
F0082	King Street - New Footpath	180,000	180,000	0	0	0	0	0	0	0
F0083	Bell Drive - New Footpath Completing Missing Sections	52,000	52,000	0	0	0	0	0	0	0
F0084	Thompson Way - New Footpath	37,000	37,000	0	0	0	0	0	0	0
F0085	Paterson Drive - New Footpath & Foot Bridge	76,720	0	0	76,720	0	0	0	0	0
F0086	Holgate Road Path - Renewal of Footpath as per AMP	15,360	0	0	15,360	0	0	0	0	0
F0087	Sanctuary Grove Path - Renewal of footpaths per AMP	40,000	40,000	0	0	0	0	0	0	0
F0088	Ella Gladstone Drive Path - Renewal of Footpath as per AMP	13,720	0	0	13,720	0	0	0	0	0
F1005	End of Trip Facilities for Cyclists	35,000	35,000	0	0	0	0	0	0	0
F1021	Wayfinding for Cyclists	15,000	15,000	0	0	0	0	0	0	0
F0090	DAIP - Disability and Access Improvements	50,000	50,000	0	0	0	0	0	0	0
		1,377,150	1,091,350	180,000	105,800	0	0	0	0	0
Engineering Capital Works - Car Park Works/ Other										
C0050	Forth Street Groyne Carpark - Formalise and Seal	54,600	42,120	0	12,480	0	0	0	0	0
		54,600	42,120	0	12,480	0	0	0	0	0
CBD Improvements										
C1001	Townscape Works Busselton	120,000	120,000	0	0	0	0	0	0	0
C1026	Townscape Works Dunsborough	523,000	523,000	0	0	0	0	0	0	0
		643,000	643,000	0	0	0	0	0	0	0
Engineering Capital Road Works										
Engineering Capital Works - Main Roads Project Black Spot Grant 100%										
S0071	Ludlow-Hithergreen Road Safety Improvements	576,500	0	576,500	0	0	0	0	0	0
S0072	Kaloorup Road Reconstruct and Seal Shoulders	420,000	170,000	250,000	0	0	0	0	0	0
		996,500	170,000	826,500	0	0	0	0	0	0

City of Busselton - Budget Year Ended 30 June 2020

Capital Acquisition / Construction Report

Cost Code	Description	2019/20 Annual Budget	Funding Sources							
			Reserves	Government Grants	Contributions	Contrib POS (Trust Funded)	Restricted Assets	Sales of Assets	Loan	Municipal Funds
Engineering Capital Works - Main Roads Direct Grant (100%)										
S0321	Yoongarillup Road - Second Coat Seal	51,000	0	51,000	0	0	0	0	0	0
S0322	Wonnerup East Road - Prune re-Shoulder and Reseal	129,000	0	129,000	0	0	0	0	0	0
S0323	Piggot Road - Second Coat Seal	13,000	0	13,000	0	0	0	0	0	0
S0324	Georgette Street - Reconstruction & Kerbs	67,000	0	67,000	0	0	0	0	0	0
S0325	Hansen Road - Asphalt Overlay & Kerbing	66,000	0	66,000	0	0	0	0	0	0
S0326	Pries Road - Gravel Re-sheet	13,250	0	13,250	0	0	0	0	0	0
S0327	Florence Road - Gravel Re-sheet	12,783	0	12,783	0	0	0	0	0	0
		352,033	0	352,033	0	0	0	0	0	0
Engineering Capital Works - Roads to Recovery										
T0019	Wonnerup South Road - Reconstruct and Widening (narrow seal)	624,535	0	624,535	0	0	0	0	0	0
T0085	Yoongarillup Road - Reconstruct Intersection at Vasse Highway	210,000	0	210,000	0	0	0	0	0	0
T0086	Yoongarillup Road - Reconstruct & Widen (Western Section) Narrow Seal	1,478,100	0	1,478,100	0	0	0	0	0	0
		2,312,635	0	2,312,635	0	0	0	0	0	0
Engineering Capital Works - Council Roads Initiative										
W0003	Franklin Road - Gravel Re-sheet	35,000	35,000	0	0	0	0	0	0	0
W0015	Gale Road - Reconstruction (50% Council)	30,000	30,000	0	0	0	0	0	0	0
W0067	Ford Road Reconstruct and Asphalt Overlay	290,000	250,990	0	39,010	0	0	0	0	0
W0091	Carbunup South Road - Gravel Re-sheet	18,800	18,800	0	0	0	0	0	0	0
W0094	Fairway Drive - Intersection Works	270,000	2,050	0	267,950	0	0	0	0	0
W0114	Wonnerup South Road - Reconstruct and Widening (narrow seal)	705,465	705,465	0	0	0	0	0	0	0
W0126	Gulberti Road - Gravel Re-sheet	60,000	60,000	0	0	0	0	0	0	0
W0227	William Drive - Asphalt Overlay, Kerb & Drainage	95,000	95,000	0	0	0	0	0	0	0
W0230	Short Street - Asphalt Overlay & Kerb	67,000	67,000	0	0	0	0	0	0	0
W0231	Carey Street - Asphalt Overlay & Kerb	175,000	175,000	0	0	0	0	0	0	0
W0232	Stanley Street - Asphalt Overlay, Kerbing & Parking	147,000	147,000	0	0	0	0	0	0	0
W0233	Centurion Way - Asphalt Overlay & Kerbing	130,000	130,000	0	0	0	0	0	0	0
W0234	King Street - Reconstruction, Drainage & Asphalt Overlay	518,000	518,000	0	0	0	0	0	0	0
W0235	Eagle Place - Asphalt Overlay & Kerbing	32,000	32,000	0	0	0	0	0	0	0
W0236	Achurch Place - Asphalt Overlay & Kerbing	90,000	90,000	0	0	0	0	0	0	0
W0237	Hovea Crescent - Asphalt Overlay, Kerb & Intersection Works	216,000	216,000	0	0	0	0	0	0	0
W0238	Sutton Way - Asphalt Overlay & Kerb	71,000	71,000	0	0	0	0	0	0	0
W0239	Silverglen Avenue - Asphalt Overlay, Kerb & Drainage	40,000	40,000	0	0	0	0	0	0	0
W0240	Metricup Yelverton Road - Gravel Re-sheet	57,000	57,000	0	0	0	0	0	0	0
W0241	Hemsley Road - Gravel Re-sheet	42,000	42,000	0	0	0	0	0	0	0

City of Busselton - Budget Year Ended 30 June 2020

Capital Acquisition / Construction Report

Cost Code	Description	2019/20 Annual Budget	Funding Sources							
			Reserves	Government Grants	Contributions	Contrib POS (Trust Funded)	Restricted Assets	Sales of Assets	Loan	Municipal Funds
W0242	Doyle Road - Gravel Re-sheet	22,000	22,000	0	0	0	0	0	0	0
W0243	Alfred Road - Gravel Re-sheet	50,000	50,000	0	0	0	0	0	0	0
W0244	Koorabin Drive - Reconstruction & Intersection	144,000	144,000	0	0	0	0	0	0	0
		3,305,265	2,998,305	0	306,960	0	0	0	0	0
<u>Busselton/Dunsborough Traffic Implementation Works</u>										
V0002	Eastern Link - Busselton Traffic Study	2,500,000	1,250,000	1,250,000	0	0	0	0	0	0
V0003	Roundabout to Eastern Link Bridge	300,000	300,000	0	0	0	0	0	0	0
V0004	Eastern Link Shared Path & Environmental Offsets	200,000	200,000	0	0	0	0	0	0	0
V0005	Ford Road Environmental Studies and Allocation	150,000	150,000	0	0	0	0	0	0	0
S0051	Causeway Road / Rosemary Drive Roundabout	750,000	250,000	500,000	0	0	0	0	0	0
S0070	Peel & Queen Street Roundabout Service Relocation	750,000	250,000	500,000	0	0	0	0	0	0
		4,650,000	2,400,000	2,250,000	0	0	0	0	0	0
2019/20 Total Capital Works/ Acquisition Program		51,478,471	23,489,760	20,233,924	595,240	1,856,428	4,154,264	695,500	0	453,355
Relisted Projects from 2018/19										
Land										
10730	Busselton Cemetery Land (Purchase of Adjacent Land)	100,000	100,000	0	0	0	0	0	0	0
		100,000	100,000	0	0	0	0	0	0	0
Plant Purchases										
11402	Plant Purchases (P10) (Carry Overs)	1,350,000	1,350,000	0	0	0	0	0	0	0
11403	Plant Purchases (P11) (Carry Overs)	145,000	101,500	0	0	0	0	43,500	0	0
11404	Plant Purchases (P12) (Carry Overs)	190,000	165,000	0	0	0	0	25,000	0	0
		1,685,000	1,616,500	0	0	0	0	68,500	0	0
Meelup										
C0044	Meelup Coastal Nodes - Various Carpark upgrade	138,270	0	0	0	0	0	0	0	138,270
		138,270	0	0	0	0	0	0	0	138,270
Geographe Leisure Centre										
B9596	GLC Building Improvements	125,900	125,900	0	0	0	0	0	0	0
		125,900	125,900	0	0	0	0	0	0	0
Old Butter Factory										
B9610	Old Butter Factory - Fire Damage Reconstruction	650,385	25,000	378,709	0	0	246,676	0	0	0
		650,385	25,000	378,709	0	0	246,676	0	0	0

City of Busselton - Budget Year Ended 30 June 2020


Capital Acquisition / Construction Report

Cost Code	Description	2019/20 Annual Budget	Funding Sources							
			Reserves	Government Grants	Contributions	Contrib POS (Trust Funded)	Restricted Assets	Sales of Assets	Loan	Municipal Funds
Administration Building & Infrastructure Works										
B9010	Civic and Administration Centre Minor Upgrades	53,000	53,000	0	0	0	0	0	0	0
C0043	Administration Building Carpark - Rotary Park Stage 1	100,000	100,000	0	0	0	0	0	0	0
		153,000	153,000	0	0	0	0	0	0	0
Busselton Foreshore Infrastructure										
B9600	Old Vasse Lighthouse	120,000	120,000	0	0	0	0	0	0	0
C3182	Relocation of Veteran Car Club	109,640	109,640	0	0	0	0	0	0	0
		229,640	229,640	0	0	0	0	0	0	0
Busselton Tennis Club Upgrade										
C3113	Busselton Tennis Club - Infrastructure	868,604	0	80,000	0	0	788,604	0	0	0
		868,604	0	80,000	0	0	788,604	0	0	0
Fire and Emergency Services										
B9109	Hithergreen Building Renovations	68,890	0	68,890	0	0	0	0	0	0
		68,890	0	68,890	0	0	0	0	0	0
Carryovers from 2018/19 - As per Carry Over List (Capital Only)										
10250	Information & Communication Technology Services	73,942	0	0	0	0	0	0	0	73,942
B9604	Womens Change Facility Bovell	83,685	35,000	0	13,685	0	0	0	0	35,000
10590	Naturaliste Community Centre	7,227	0	0	0	0	0	0	0	7,227
C1604	Pioneer Cemetery Infrastructure Upgrades	50,425	0	0	0	0	0	0	0	50,425
C3094	Busselton Foreshore - Stage 3	237,082	0	0	189,242	0	0	0	0	47,840
C3112	Busselton Foreshore - Exercise Equipment	123,400	123,400	0	0	0	0	0	0	0
C3168	Busselton Foreshore Jetty Precinct	181,774	0	308,221	0	0	0	0	0	(126,447)
C1512	Port Geographe Boat Ramp Renewal Works	470,810	305,810	165,000	0	0	0	0	0	0
C2504	Groyne Construction	22,754	22,754	0	0	0	0	0	0	0
C2512	Sand Re-Nourishment	139,240	118,410	0	20,830	0	0	0	0	0
C2520	Coastal Protection Works	10,000	10,000	0	0	0	0	0	0	0
C2523	Broadwater Beach Coastal Protection Stage 1 of 4	103,355	75,000	0	28,355	0	0	0	0	0
C2525	Wonnerup Groynes 3, 5, & 6	136,000	136,000	0	0	0	0	0	0	0
C2526	Baudin/ Wonnerup Groynes	288,419	288,419	0	0	0	0	0	0	0
C2528	Craig Street Groyne and Sea Wall	84,209	84,209	0	0	0	0	0	0	0
C3122	Rails to Trails - Continuation of Implementation Plan	138,667	101,500	0	13,068	0	0	0	0	24,099
B9511	ArtGeo Building	32,900	32,900	0	0	0	0	0	0	0
B9517	GLC - Pool Relining	50,000	0	0	0	0	0	0	0	50,000
B9588	Old Court House Building Upgrade	75,000	75,000	0	0	0	0	0	0	0

City of Busselton - Budget Year Ended 30 June 2020

Capital Acquisition / Construction Report

Cost Code	Description	2019/20 Annual Budget	Funding Sources							
			Reserves	Government Grants	Contributions	Contrib POS (Trust Funded)	Restricted Assets	Sales of Assets	Loan	Municipal Funds
B9605	Energy Efficiency Initiatives (Various Buildings)	77,378	77,378	0	0	0	0	0	0	0
B9808	Busselton Jetty Tourist Park Upgrade	12,780	12,780	0	0	0	0	0	0	0
11401	Transport - Workshop	31,000	31,000	0	0	0	0	0	0	0
C0013	Yallingup Beach Car Park	66,472	0	0	0	0	0	0	0	66,472
C1024	Dunsborough Road Access Improvements	193,221	100,000	0	0	0	0	0	0	93,221
C2006	Depot Washdown Facility Upgrades	82,500	82,500	0	0	0	0	0	0	0
C2527	Storm Damage Renewal of Infrastructure	11,692	0	0	0	0	0	0	0	11,692
D0022	West Street Drainage Improvements	12,551	0	0	0	0	0	0	0	12,551
F0066	Bussell Highway Footpath Sections - Renewal per Asset Management Plan	177,697	0	0	0	0	0	0	0	177,697
F0091	Criterion Track Bovell Oval	17,768	17,768	0	0	0	0	0	0	0
S0035	Strelly Street / Barlee Street Roundabout	16,259	0	16,259	0	0	0	0	0	0
S0051	Causeway Road / Rosemary Drive Roundabout	656,680	250,000	300,000	106,680	0	0	0	0	0
S0064	Peel Terrace (Stanley Pl/Cammilleri St Intersection Upgrade)	425,912	27,000	200,000	198,912	0	0	0	0	0
S0069	Peel Terrace (Brown Street Intersection Upgrades)	245,849	0	100,000	0	0	0	0	0	145,849
W0055	Lindberg Road - Gravel Resheet	18,641	18,641	0	0	0	0	0	0	0
W0084	Vasse Yallingup Siding Road - Asphalt Overlay	20,013	5,709	0	14,304	0	0	0	0	0
W0176	Signage (Alternate CBD Entry)	16,000	0	0	0	0	0	0	0	16,000
W0216	Fredrick Street Partial Reconstruction	40,000	2,877	0	37,123	0	0	0	0	0
W0224	Jones Way - Asphalt Overlay	74,182	74,182	0	0	0	0	0	0	0
W0227	William Drive - Asphalt Overlay, Kerb & Drainage	76,992	76,992	0	0	0	0	0	0	0
C1758	Beach Access Stairs - Bay View Crescent	19,910	0	0	0	0	0	0	0	19,910
C1760	King Street Reserve - Park Upgrade (Coastal Node)	71,499	0	0	0	0	0	0	0	71,499
C3017	Bovell Park - Lighting Upgrade	72,100	44,000	0	0	0	0	0	0	28,100
C3024	Dunsborough Oval - Lighting Upgrade	55,000	0	0	0	0	0	0	0	55,000
C3145	Churchill Park - Western Oval Reconstruction	83,439	0	0	0	0	0	0	0	83,439
C3158	Port Geographe - Casurina Replacements on Layman Road	17,664	17,664	0	0	0	0	0	0	0
C3159	Port Geographe - Burgee Cove (Western Side of Bridge)	6,500	6,500	0	0	0	0	0	0	0
C3163	Port Geographe - Outstanding Minor Repairs	15,000	15,000	0	0	0	0	0	0	0
C3166	Vasse River Foreshore - Bridge to Bridge - Ground Works Roe Terrace	82,729	82,729	0	0	0	0	0	0	0
C3187	Port Geographe Reticulation Upgrades	66,823	66,823	0	0	0	0	0	0	0
		5,073,140	2,417,945	1,089,480	622,199	0	0	0	0	943,516
	Total Carryovers/ Relisted Projects from 2018/19	9,092,829	4,667,985	1,617,079	622,199	0	1,035,280	68,500	0	1,081,786
	Capital Works Total	60,571,300	28,157,745	21,851,003	1,217,439	1,856,428	5,189,544	764,000	0	1,535,141



ANNUAL BUDGET

SCHEDULE OF FEES & CHARGES

2019 – 2020

CITY OF BUSSELTON

Adopted Schedule of Fees & Charges

2019/20 Financial Year

Table of Contents

PLANNING AND DEVELOPMENT SERVICES

Building Related Fees

-Building Plan Searches and Research Fee	1
-Building Inspections and Reports	1
-Building Certificates and Written Advice (Building Act 2011)	1

Health Related Fees

-Food Premises Fees	2
-Stall Holders	2
-Traders	2
-Outdoor Eating Facility	2
-Public Building Fees	2
-Water Sampling Fees	3
-Park Home, Annexe & Miscellaneous Caravan Park Fees	3
-Animal Registration Fees	3
-Lodging House Registration Fees	3
-Temporary Accommodation Approval Fees	3
-Holiday Homes	3
-Effluent Disposal Fee	3
-Noise Monitoring Fees	3
-General Fees	4

Town Planning Related Fees

-Miscellaneous Planning Consent Applications	4
-Legal Agreements	5

Ranger & Fire Service Related Fees

-Animal Control	5
-Cat/ Dog Traps	5
-Impounding & Sustainance Fees - Animals	6
-Impounding Fees - Other	7
-Ranger & Fire Services - Administration Costs	7
-Ranger & Fire Services - Miscellaneous	7

Meelup Regional Park

-Competitor Charges	8
-Event Bonds	8
-Brochures	8

CITY OF BUSSELTON

Adopted Schedule of Fees & Charges

2019/20 Financial Year

Table of Contents

<u>ENGINEERING AND WORKS SERVICES</u>	Page No.
<u>Major Projects</u>	9
<u>Miscellaneous</u>	
-Reinstatements/ Private Works	9
-Other Crossing Place Related Services	9
<u>Road/ Traffic Related Fees</u>	
-Closure of Roads	9
-Road Openings	9
-Exploration Drilling Licences	10
-Traffic Management	10
-Heavy Haulage Condition Requests	10
-Directional Signs for Tourist Attractions and Services	10
<u>Subdivision Related Fees</u>	
-Subdivision Supervision Fees	10
-Early Subdivision Clearance	10
<u>Miscellaneous Fees</u>	
-Gate Permits	10
-Road Traffic Warning Signs	10
-General Sign Works	10
-Fireworks Application Fee	10
<u>Waste Disposal and Sanitation Fees</u>	
Domestic Waste - Busselton & Dunsborough	11
-Domestic - General Domestic Waste (Sorted and Separated)	11
-Domestic - Bricks and Concrete	11
-Domestic - Clean Green Domestic Waste	11
-Domestic - Unsorted Domestic Waste	11
-Domestic - Miscellaneous Domestic Charges	11
Commercial Waste - Busselton	
-Commercial - Green Waste (Clean)	12
-Commercial - Miscellaneous Charges	12
Commercial Waste - Dunsborough	
-Commercial - Weighbridge	12
-Commercial (non Weighbridge) - General Waste, Building & Construction	12
-Commercial (non Weighbridge) - Clean Green Waste	13
-Commercial (non Weighbridge) - Bricks & Concrete (uncontaminated)	13
-Commercial (non Weighbridge) - Other Commercial Waste	13
-Bin Hire Charges	13

CITY OF BUSSELTON

Adopted Schedule of Fees & Charges

2019/20 Financial Year

Table of Contents

FINANCE AND CORPORATE SERVICES

Page No.

Administration/ Miscellaneous Fees

Sale of Documents

- Council Minutes	14
- Electoral Rolls	14
- Publications	14

<u>Photocopying Charges</u>	14
-----------------------------	----

<u>City of Busselton Licence Plates</u>	14
---	----

Rates and Finance Charges

-Rates/ Property Related Matters	14
-Financial Transactions	14
-Loan Raising Fees	15

Mapping & Property Information

-GIS Mapping and Property Information	15
-Town Planning Scheme No. 21	15

Cemetery Fees

-Land Grant For Right of Burial	16
-Burial Charge	16
-Exhumation	16
-Interment of Ashes	16
-Miscellaneous Charges	17

Hire Facilities - All

-Facility Hire Bonds	18
-Miscellaneous Facility fees	18

<u>Churchill Park Hall</u>	18
----------------------------	----

<u>High Street Hall</u>	18
-------------------------	----

<u>Rural Halls (Yallingup, Yoongarillup)</u>	19
--	----

Undalup Room

-Function Centre - No Food / No Alcohol	19
-Function Centre - With Food and/or Alcohol	19
-Kitchen Only	19
-Additional Charges	20

Busselton Community Resource Centre

-Ground Floor Meeting Room	20
-First Floor Meeting Room (full)	20
-First Floor Meeting Room (half)	20

Busselton Youth and Community Activity Building

-Events Multi-Function room	21
-Meeting Room (minimum 2 hours)	21
-Office Space (minimum 2 hours)	21
-Events Multi-Function, Meeting and Office Room	21

CITY OF BUSSELTON

Adopted Schedule of Fees & Charges

2019/20 Financial Year

Table of Contents

COMMUNITY & COMMERCIAL SERVICES

Staging Of Concerts

-Application Fee	22
-Licence Fee/ Service Charge	22
-Ground Hire Fee	22
-Community Amenity Bond	22
-Ground Hire Bond	22
-Loadings and Allowances	22

Ground Hire Charges

-Association of Senior Players	23
-Association of Junior Players	23
-Exceptions to Senior and Junior Players	23
-Court Hire Levies	23
-Events and Casual Ground Hire	23
-Community Use of Sports Grounds	23
-Commercial Use of Reserves (Sports Grounds)	24
-Commercial Use of Reserves (Other Reserves)	24
-Use of Busselton Foreshore Stage	24
-Ground Hire Bonds	24
-Traders	24
-Foreshore Kiosk Permit	25
-Jetty Closure Fee	25
-Use of Public Grounds for Markets	25

Events - Equipment Hire & Signage

-Hire of Stage/ Track Mat	25
-Event Signage	25

Miscellaneous

-Busselton Jetty	25
-Commercial use of Marine Berthing Platforms	26
-Railway House Exhibition Fee	26

Naturaliste Community Centre

-Stadium	27
-Multi Purpose Activity Room (full)	27
-Multi Purpose Activity Room (half)	27
-Family Activity Area	27
-Community Office Space	27
-Kitchen Servery Area (in addition to other bookings)	27
-Kitchen Servery Area (as a single booking)	28
-Group Fitness	28
-Seniors Programs	28
-Crèche/ Activity Room	28
-Vacation care program	28
-Shower	28
-Stage Hire	28
-NCC Grounds Hire	28

Geographe Leisure Centre

-Swimming Pool	29
-Fitness Centre	29
-Personal/ Group Training	29
-Aerobics/aquarobics	29
-Sports Stadium	30
-Crèche/ Activity Room	30
-Membership Packages	30
-Corporate Packages	31
-Health Suites	31

CITY OF BUSSELTON

Adopted Schedule of Fees & Charges

2019/20 Financial Year

Table of Contents

-Room Hire	31
<u>Busselton Jetty Tourist Park</u>	
-Powered Sites	32
-Onsite Park Homes	32
-Semi Permanent Sites	34
-Miscellaneous	34
<u>ArtGeo Cultural Complex</u>	
-Bonds and Cancellations	34
-ArtGeo Gallery (7 Queen Street)	34
-Commission Rates on Art Sales	34
-Studio Hire (4 Queen Street)	35
-Storage Fee	35
-Fodder Room (4 Queen Street)	35
-Courthouse Complex Hire Spaces (4 Queen Street)	35
-Commission Rates on Art Sales	35
-Courtyard Hire (4 Queen Street)	35
-Terrace Garden (4 Queen Street)	35
<u>Busselton Regional Airport</u>	
-Passenger Fees	36
-Landing Fees and General Aviation Charge	36
-Car Park	36
-Other Fees	37
<u>Library Charges</u>	
-Miscellaneous	37

CITY OF BUSSELTON

Schedule of Fees & Charges

2019/20 Financial Year

DESCRIPTION	ADOPTED FEE 2018/19 (Exc GST)	ADOPTED FEE 2019/20 (Exc GST)	ADOPTED FEE 2019/20 (Inc GST)
<p>A concession of 50% of the adopted fee or charge may apply (upon application) in relation to those fees and charges shaded and marked with an asterisk (*). The concession is only available to incorporated not for profit organisations and groups where profits raised from the associated activity are to be donated to a local cause or charity.</p>			
<u>PLANNING & DEVELOPMENT SERVICES</u>			
<u>BUILDING RELATED FEES</u>			
Fees for building services listed in Schedule 2, Building Regulations 2012	As per the maximum fee listed in Schedule 2, Building Regulations 2012	As per the maximum fee listed in Schedule 2, Building Regulations 2012	As per the maximum fee listed in Schedule 2, Building Regulations 2012
<u>Building Plan Searches and Research Fee</u>			
Building under construction	79.00	81.00	81.00
Old Archive (Stored at Depot) - under 15 years	118.00	121.00	121.00
Old Archive (Stored at Depot) - over 15 years	155.00	159.00	159.00
Provide copy of Housing Indemnity Insurance Policy	79.00	81.00	81.00
Site Plans	62.00	64.00	64.00
<i>The above fees include the cost of copying up to ten A4 or A3 sheets or equivalent. Any further copies which be charged in accord with the adopted photocopy charges as detailed in this Schedule.</i>			
<u>Building Inspection and Reports</u>			
Strata inspection fee - First inspection free. Fee applies to subsequent inspections.	156.36	160.91	177.00
Property Inspection and Report Preparation	467.27	513.64	565.00
Building Call Out Fee. Fee applies where work for which an inspection is requested, was not ready for inspection.	156.36	160.91	177.00
Pool inspection fee on sale of property (if more than 1 year from scheduled inspection)	156.36	160.91	177.00
Building and Pool re-inspection fee for non compliance. First compliance inspection free, fee required thereafter.	156.36	160.91	177.00
<u>Building certificates and written advice (Building Act 2011)</u>			
Certificate of design compliance for class 2-9 buildings construction value up to \$2M	0.09% of the GST inclusive estimated value of works, with a minimum of \$350 plus GST.	0.09% of the GST inclusive estimated value of works, with a minimum of \$350 plus GST.	0.09% of the GST inclusive estimated value of works, with a minimum of \$385 inc GST.

DESCRIPTION	ADOPTED FEE 2018/19 (Exc GST)	ADOPTED FEE 2019/20 (Exc GST)	ADOPTED FEE 2019/20 (Inc GST)
Certificate of design compliance for class 2-9 buildings construction value more than \$2M	\$1,800, plus 0.07% of the GST inclusive estimated value of works for every \$ over \$2M; plus GST.	\$1,800, plus 0.07% of the GST inclusive estimated value of works for every \$ over \$2M; plus GST.	\$1,800, plus 0.07% of the GST inclusive estimated value of works for every \$ over \$2M; plus GST.
Certificate of Construction/ Building Compliance	Hourly fee of \$165, minimum of \$350 plus GST	Hourly fee of \$165, minimum of \$350 plus GST	Hourly fee of \$165, minimum of \$385 inc GST
<u>HEALTH RELATED FEES</u>			
<u>* Food Premises Fees</u>			
Notification Fee	New	68.00	68.00
Application for Registration Food Business - Low Risk	New	128.00	128.00
Application for Registration Food Business - Medium / High Risk	New	235.00	235.00
Service fee - Low Risk - Pro rata applies	97.00	100.00	100.00
Service fee - Medium Risk - Pro rata applies	208.00	215.00	215.00
Service fee - High Risk - Pro rata applies	416.00	430.00	430.00
Inspection of premises (Additional or on request)	183.00	188.00	188.00
Overdue service fee - correspondence	New	35.00	35.00
<u>Stallholders</u>			
Application for Stallholders Permit Fee/Renewal of Stallholder's Permit Fee/ Transfer of Stallholders Permit			
per occasion	40.00	40.00	40.00
Up to 3 months	60.00	60.00	60.00
6 months	90.00	90.00	90.00
12 months	150.00	150.00	150.00
Application for Transfer of Stallholder's Permit	33.00	35.00	35.00
<u>Traders</u>			
Application for Trader's Permit	150.00	154.00	154.00
Application for Transfer of Trader's Permit	150.00	154.00	154.00
Itinerant Trader Permit Fee	1,500.00	1,540.00	1,540.00
Trader's Permit – Bond Fees	1,125.00	1,155.00	1,155.00
Trader's Permit Fee – Zone 1			
Prime sites (e.g. established coastal and foreshore nodes)			
12 months - Pro rata applies	3,000.00	3,090.00	3,090.00
Trader's Permit Fee – Zone 2			
Other sites as depicted within Trading in Public Places Policy			
12 months - Pro rata applies	2,000.00	2,060.00	2,060.00
<u>Outdoor Eating Facility</u>			
Application for Outdoor Eating Facility Permit	150.00	150.00	150.00
Outdoor Eating Facility Permit Fee/Renewal of Outdoor Eating Facility Permit Fee	0.00	0.00	0.00
Application for Transfer of Outdoor Eating Facility Permit	66.00	65.00	65.00
<u>* Public Building Fees</u>			

DESCRIPTION	ADOPTED FEE 2018/19 (Exc GST)	ADOPTED FEE 2019/20 (Exc GST)	ADOPTED FEE 2019/20 (Inc GST)
The maximum "Statutory" fee for consideration of an application for approval is \$871 (inc GST)			
< 500 persons	160.00	165.00	165.00
500 - 999 persons	216.00	222.00	222.00
1,000 - 2,999 persons	432.00	445.00	445.00
3,000 - 4,999 persons	720.00	738.00	738.00
> 5,000 persons	832.00	850.00	850.00
Public Building Inspection Fee (including events)	110.00	115.00	115.00
<u>Water Sampling Fee</u>			
Chemical Swimming Pool sample	15.00	16.00	16.00
Micro/ Amoeba Swimming Pool Sample	36.00	37.00	37.00
Private Water Supply Sampling Fee	75.00	77.00	77.00
<u>Park Home, Annexe & Miscellaneous Caravan Park Fees</u>			
Application for Approval of Park Home	240.00	245.00	245.00
Application for Approval of Annexe	240.00	245.00	245.00
Application for approval of other Buildings, Carports, Pergolas and Storage Sheds	240.00	245.00	245.00
<u>Animal Registration Fees</u>			
Application for Registration of Stable	89.00	90.00	90.00
Application to Renew Registration of Stable	53.00	53.00	53.00
Application to Transfer Registration of Stable	26.00	26.00	26.00
Application for Registration of premises to keep pigeons	87.00	90.00	90.00
Application for renewal of Registration to Keep Pigeons	53.00	53.00	53.00
<u>Lodging House Registration Fees</u>			
Application for Registration of Lodging House - less than 15 lodgers	374.00	385.00	385.00
Renewal of Registration of Lodging House - less than 15 lodgers	250.00	255.00	255.00
Application for Registration of Lodging House - 15 or more lodgers	535.00	550.00	550.00
Renewal of Registration of Lodging House - 15 or more lodgers	358.00	368.00	368.00
Overdue registration - correspondence fee	New	35.00	35.00
<u>Temporary Accommodation Approval Fees</u>			
Application for Approval to camp (Regulation 11 Caravan Parks & Camping Grounds Regulations 1997)	240.00	245.00	245.00
<u>Holiday Homes</u>			
Application for Registration of Holiday Homes	374.00	150.00	150.00
Registration Fee - Pro rata applies	New	235.00	235.00
Renewal of Holiday Homes Registration	250.00	257.00	257.00
Application to replace Manager	34.00	35.00	35.00
Overdue Holiday Home Correspondence Fee	New	35.00	35.00
<u>Effluent Disposal Fee</u>			
Request for re-inspection	130.00	134.00	134.00
Local Government Report	120.00	125.00	125.00
Copy of Approval - Apparatus for Treatment of Sewage	50.00	50.00	50.00
<u>* Noise Monitoring Fees</u>			

DESCRIPTION	ADOPTED FEE 2018/19 (Exc GST)	ADOPTED FEE 2019/20 (Exc GST)	ADOPTED FEE 2019/20 (Inc GST)
The maximum "Statutory" fee for consideration of a Regulation 18 application for approval is \$1000 (inc GST)			
<500 persons	213.00	220.00	220.00
500 - 1,000 persons and 1 performing area only	533.00	545.00	545.00
500 - 1,000 persons and 2 or more performing areas	852.00	875.00	875.00
>1,000 persons and 1 performing area only	852.00	875.00	875.00
>1,000 persons and 2 or more performing areas	1,000.00	1,025.00	1,025.00
Noise monitoring fee - per hour	132.00	135.00	135.00
Noise Monitoring Report	275.00	285.00	285.00
Regulation 14 Fees	New	500.00	500.00
Regulation 16 Fees	New	500.00	500.00
<u>General Fees</u>			
Request for a Section 39 Liquor Licence Certificate	200.00	205.00	205.00
Premises Plan Assessment Fee - miscellaneous	164.00	165.00	165.00
Request for Inspection of Premises - miscellaneous	183.00	188.00	188.00
Request for Premises Inspection Report	162.00	165.00	165.00
Reports to Settlement agents	162.00	165.00	165.00
Copy of Certificate of analysis	28.00	30.00	30.00
<u>TOWN PLANNING RELATED FEES</u>			
Fees for planning services listed in the Planning and Development Regulations 2009	As per the maximum fee listed in Schedule 2, Planning and Development Regulations 2009	As per the maximum fee listed in Schedule 2, Planning and Development Regulations 2009	As per the maximum fee listed in Schedule 2, Planning and Development Regulations 2009
<u>Miscellaneous Planning Consent Applications</u>			
Provision of written advice confirming compliance with town planning and/or environmental health matters, and/or advising of town planning and environmental health requirements, prior to submissions of an application (per hour charge).	73.00	73.00	73.00
Research Fee for Planning Information (per hour charge)	107.00	110.00	110.00
Certificate of Local Planning Authority (or Local Government Authority where appropriate)	150.00	154.00	154.00
Extension of term of approval, approval of modified plans or reconsideration of conditions of approval where application is received more than 28 days from the date of the original decision (no fees are payable where application received within 28 days)	As per the maximum fee listed in Schedule 2, Planning and Development Regulations 2009	As per the maximum fee listed in Schedule 2, Planning and Development Regulations 2009	As per the maximum fee listed in Schedule 2, Planning and Development Regulations 2009

DESCRIPTION	ADOPTED FEE 2018/19 (Exc GST)	ADOPTED FEE 2019/20 (Exc GST)	ADOPTED FEE 2019/20 (Inc GST)
Reconsideration of decision to refuse application for planning consent where application is received more than 28 days from the date of the original decision (no fees are payable where application received within 28 days)	40% of the planning application fee that would apply to a new application, with the minimum fee being the fee payable for an application for planning consent.	40% of the planning application fee that would apply to a new application, with the minimum fee being the fee payable for an application for planning consent.	40% of the planning application fee that would apply to a new application, with the minimum fee being the fee payable for an application for planning consent.
Assessment of plans or detailed documents required pursuant to a DGP, DAP or site-specific zoning provisions prior to development or subdivision.	Planning application fee as per Schedule 2 Planning and Development Regulations 2009, plus GST.	Planning application fee as per Schedule 2 Planning and Development Regulations 2009, plus GST.	Planning application fee as per Schedule 2 Planning and Development Regulations 2009, plus GST.
Landgate Search	Cost plus 30%	Cost plus 30%	Cost plus 30%
Agency referral fee (in addition to application fee)	124.00	124.00	124.00
Planning application consultation - neighbour and agency only (in addition to application fee)	124.00	124.00	124.00
Development Application Consultation - requiring newspaper advertising	393.00	393.00	393.00
Applications for planning approval when required ONLY due to inclusion of property on adopted Heritage List	Full Fee Waiver (\$0)	Full Fee Waiver (\$0)	Full Fee Waiver (\$0)
Portable Sign Licence Fee - Introductory	Nil	Nil	Nil
Portable Sign Licence Fee - Non Introductory	219.00	219.00	219.00
<u>Legal Agreements</u>			
Planning & Building Agreement Preparation Fees	At cost plus GST	At cost plus GST	At cost plus GST
Planning & Building Agreement Preparation Fees - External	At cost plus GST	At cost plus GST	At cost plus GST
<u>RANGER & FIRE SERVICE RELATED FEES</u>			
<u>ANIMAL CONTROL</u>			
Registration tag re-issue	Nil	Nil	Nil
Other LGA Registration transfer - Dogs & Cats	Nil	Nil	Nil
<u>Cat Traps</u>			
Cat Trap refundable deposit when requesting trap	100.00	100.00	100.00
<u>Application Fees</u>			
Application for permission to keep more than two cats	77.00	79.00	79.00
Application for permission to keep more than two dogs	77.00	79.00	79.00
Application for licence/renewal of licence to keep an approved cattery establishment	212.00	217.00	217.00

DESCRIPTION	ADOPTED FEE 2018/19 (Exc GST)	ADOPTED FEE 2019/20 (Exc GST)	ADOPTED FEE 2019/20 (Inc GST)
Application for licence/renewal of licence to keep an approved kennel establishment	212.00	217.00	217.00
<u>Dangerous Dogs</u>			
Dangerous Dog (Declared) compliance and annual inspection fee	100.00	100.00	100.00
<u>IMPOUNDING FEES - ANIMALS</u>			
<u>Impounding Fees - Dogs</u>			
Dog - Animal Facility Administration Fee	180.00	185.00	185.00
Sustenance Fees for first 72 hours	0.00	0.00	0.00
Sustenance Fees per day after 72 hours	30.00	31.00	31.00
<u>Impounding Fees - Cats</u>			
Cat Impoundment Fee	180.00	185.00	185.00
Sustenance Fees for first 72 hours	0.00	0.00	0.00
Sustenance Fees per day after 72 hours	30.00	31.00	31.00
<u>Ranger Fees to impound stock</u>			
Stock (1) to include entire horses, mules, asses, camels, bulls or boars, per head			
- if impounded after 6am & before 6pm	115.00	118.00	118.00
- if impounded after 6pm and before 6am	140.00	143.50	143.50
Stock (2) to include mares, gelding, colts, fillies, foals, oxen, cows, steers, heifers, calves, rams or pigs - per head			
- if impounded after 6am & before 6pm	115.00	118.00	118.00
- if impounded after 6pm and before 6am	140.00	143.50	143.50
Stock (3) to include wethers, ewes, lambs, goats - per head			
- if impounded after 6am & before 6pm	84.00	86.00	86.00
- if impounded after 6pm and before 6am	108.00	111.00	111.00
<u>Stock Poundage Fee</u>			
Stock (1) to include entire horses, mules, asses, camels, bulls or boars above or apparently above the age of 2 years - per head			
- First 24 hours or part	28.00	29.00	29.00
- Subsequently each 24 hours or part	16.50	17.00	17.00
Stock (2) to include entire horses, mules, asses, camels, bulls or boars under age of 2 years - per head			
- First 24 hours or part	28.00	29.00	29.00
- Subsequently each 24 hours or part	16.50	17.00	17.00
Stock (3) to include mares, gelding, colts, fillies, foals, oxen, cows, steers, heifers, calves, rams or pigs - per head			
- First 24 hours or part	28.00	29.00	29.00
- Subsequently each 24 hours or part	16.50	17.00	17.00
Stock (4) to include wethers, ewes, lambs, goats - per head			
- First 24 hours or part	28.00	29.00	29.00
- Subsequently each 24 hours or part	16.50	17.00	17.00

DESCRIPTION	ADOPTED FEE 2018/19 (Exc GST)	ADOPTED FEE 2019/20 (Exc GST)	ADOPTED FEE 2019/20 (Inc GST)
<i>No charge is payable in respect of a suckling animal under the age of 6 months running with its mother</i>			
<u>Sustenance of Impounded Stock</u>			
Stock (1) to include entire horses, mules, asses, camels, bulls or boars above or apparently above the age of 2 years - per head			
- For each 24 hours or part	14.50	15.00	15.00
Stock (2) pigs of any description - per head			
- For each 24 hours or part	14.50	15.00	15.00
Stock (3) rams, wethers, ewes, lambs or goats per head			
- For each 24 hours or part	14.50	15.00	15.00
<i>No charge is payable in respect of a suckling animal under the age of 6 months running with its mother</i>			
<u>IMPOUNDING FEES - OTHER</u>			
<u>Signs</u>			
Portable Signs	76.00	78.00	78.00
Fixed Sign	144.00	148.00	148.00
<u>Beach Shelters and Other Structures</u>			
Impounded Beach Shelter or Other Structure	123.00	126.00	126.00
<u>Motor Vehicles</u>			
Impounded Motor Vehicle - per vehicle	132.00	135.00	135.00
Daily Impoundment Fee	28.00	29.00	29.00
Impounded Motor Vehicle Towing Fee - at cost	At Cost	At Cost	At Cost
<u>Shopping Trolleys</u>			
Impounded Shopping Trolley - per trolley	72.50	74.00	74.00
<u>RANGER & FIRE SERVICES - ADMIN COSTS</u>			
Ranger time per hour	129.09	132.73	146.00
Ranger travelling costs (mileage): per kilometre	1.36	1.82	2.00
<u>RANGER & FIRE SERVICES - MISCELLANEOUS</u>			
Application for permit pursuant to Thoroughfares Local Law where no fee otherwise identified	328.00	150.00	150.00
Application for Temporary Parking Permit - (per day or part thereof)	35.00	36.00	36.00
Application for beach/reserve vehicle access permit - per day	12.50	13.00	13.00
Application for beach/reserve/commercial fisher vehicle access permit - Annual permit	110.00	113.00	113.00
Application for beach/reserve/commercial fisher vehicle access permit - 3 year permit	162.00	166.00	166.00
Application for beach/reserve/commercial fisher vehicle access permit - renewal of permit	110.00	113.00	113.00
Dog disposal / rehousing fee: voluntary surrender by owner: fee per dog	137.00	140.00	140.00
Fire Hazard Clearing			
- Administration Fee	135.00	138.00	138.00
- Contractors Fee: actual cost	At Cost Plus GST	At Cost Plus GST	At Cost Plus GST

DESCRIPTION	ADOPTED FEE 2018/19 (Exc GST)	ADOPTED FEE 2019/20 (Exc GST)	ADOPTED FEE 2019/20 (Inc GST)
<u>MEELUP REGIONAL PARK</u>			
<u>Competitor Charges</u>			
Trail events - per competitor For events and activities including mountain biking, off road running, off road triathlon, adventure race.	3.00	3.09	3.40
Site based events - per patron/competitor Charge or fee is imposed on patrons/competitors attending the event and or activity but excluding leavers activities	4.00	4.09	4.50
<u>Event Bonds</u>			
Category 1 (< 500 patrons)	2,575.00	2,640.00	2,640.00
Category 2 (500 - 2,500 patrons)	5,150.00	5,270.00	5,270.00
Category 3 (> 2,500 patrons)	10,300.00	10,550.00	10,550.00
<u>Brochure</u>			
Wildflowers Brochure	2.82	2.73	3.00

DESCRIPTION	ADOPTED FEE 2018/19 (Exc GST)	ADOPTED FEE 2019/20 (Exc GST)	ADOPTED FEE 2019/20 (Inc GST)
<u>ENGINEERING & WORKS SERVICES</u>			
<u>Major Projects</u>			
Consultancy charge out rates subject to Contract negotiation where applicable			
Project Manager Advisor	154.55	158.18	174.00
Chief Executive Officer	227.27	232.73	256.00
Cultural Planner	77.27	79.09	87.00
Strategic Planner	77.27	79.09	87.00
Finance Officer	67.27	69.09	76.00
Administration Officer	67.27	69.09	76.00
Charge-out rates: City staff undertaking consultancy/ contract work for other local government authorities			
- Manager Level	159.09	162.73	179.00
- Co-ordinator Level	122.73	125.45	138.00
- Technical Officer Level	109.09	111.82	123.00
<u>MISCELLANEOUS</u>			
<u>Reinstatements/ Private Works</u>			
Road reserves charge for reinstatement of road reserves is the full cost plus profit margin as per Policy	Cost plus 30% plus GST	Cost plus 30% plus GST	Cost plus 30% plus GST
Private works charge for works requested to be undertaken by City resources is the full cost plus profit margin as per Policy	Cost plus 30% plus GST	Cost plus 30% plus GST	Cost plus 30% plus GST
<u>Other crossing place related services</u>			
Saw cutting & removal of kerbing/ m (minimum charge \$100)	Cost plus 30% plus GST	Cost plus 30% plus GST	Cost plus 30% plus GST
Concrete apron for brick paved crossovers/ m	Cost plus 30% plus GST	Cost plus 30% plus GST	Cost plus 30% plus GST
Spray seal pothole repairs/m2 (minimum charge \$100)	Cost plus 30% plus GST	Cost plus 30% plus GST	Cost plus 30% plus GST
Asphalt pothole repairs/m2 (minimum charge \$100)	Cost plus 30% plus GST	Cost plus 30% plus GST	Cost plus 30% plus GST
<u>ROAD / TRAFFIC RELATED FEES</u>			
<u>Closure of Roads / Rights of Way / Public Access Ways</u>			
Road closure Fees (includes administration and advertising)	789.00	810.00	810.00
*Road Closure Application Approval - one off events	79.00	81.00	81.00
Advertising Fee for road issue or works	471.00	483.00	483.00
Road dedication (including advertising and administration)	717.00	735.00	735.00
Legal Fees for road indemnification (document preparation & execution)	778.00	800.00	800.00
<u>Road openings - Works by Contractors</u>			
Application Fee - Trenching and/ or boring on roads and reserves	336.00	345.00	345.00
Administration/Inspection Fee - Road Opening or Underground Boring	81.00	83.00	83.00
<u>Refundable Security Deposit</u>			
Road opening/ m2 (minimum \$250)	115.00	118.00	118.00
- Under road boring	314.00	322.00	322.00

DESCRIPTION	ADOPTED FEE 2018/19 (Exc GST)	ADOPTED FEE 2019/20 (Exc GST)	ADOPTED FEE 2019/20 (Inc GST)
Performance Bond relating to Road Opening & reinstatement by Contractor / m2 (minimum fee \$250)	148.00	148.00	148.00
Exploration Drilling Licence - District Roads/ Reserves			
1-5 holes	306.00	314.00	314.00
6-10 holes	458.00	470.00	470.00
11-30 holes	929.00	953.00	953.00
31-100 holes	1,647.00	1,690.00	1,690.00
more than 100 holes	2,352.00	2,410.00	2,410.00
<i>Bond payable is determined to be equal to the Licence Fee payable</i>			
Traffic Management			
Traffic Count Data - fee per site recording (existing data)	70.00	72.00	72.00
*Traffic Management Plan - Applications	156.00	160.00	160.00
Heavy Haulage Condition Requests			
Undertake detailed assessment of roadway for inclusion on Restricted Access Vehicle Network. Fee per roadway.	512.00	525.00	525.00
Directional Signs for Tourist Attractions and Services			
Application Fee - per application	114.00	117.00	117.00
Annual Licence Fee - per blade	35.00	36.00	36.00
CAT1 and CAT1A - installation per blade	224.55	230.91	254.00
CAT2 and CAT 3 signs - installation per blade	622.73	638.18	702.00
Entrance sign per blade	658.18	674.55	742.00
SUBDIVISION RELATED FEES			
Subdivision Supervision Fees			
<i>Supervision Fee - % of total value of all road & drainage works, other than future lots.</i>			
Consulting Engineer and Clerk of Works fully supervises	1.50%	1.50%	1.50%
Consulting Engineer with no Clerk of Works	3.00%	3.00%	3.00%
Outstanding Works Supervision fees	1,239.00	1,239.00	1,239.00
Early Subdivision Clearance			
Application Fee	674.00	690.00	690.00
Early Subdivision Clearance Fee - % of total value of all outstanding works or minimum plus GST	2.5% or min \$5,016	2.5% or min \$5,016	2.5% or min \$5,016
MISCELLANEOUS FEES			
Gate Permits (per 5 years)	156.00	160.00	160.00
LGA Gate Permits - Application Fee	62.00	63.50	63.50
Road Traffic Warning Signs			
Set of 2 signs, posts and installation	572.73	587.27	646.00
Application Approval Fee	131.00	134.50	134.50
General Sign Works (repair and/or replacement)	Cost plus 30% plus GST	Cost plus 30% plus GST	Cost plus 30% plus GST
Fireworks Application Approval Fee (per application)	136.00	136.00	136.00

DESCRIPTION	ADOPTED FEE 2018/19 (Exc GST)	ADOPTED FEE 2019/20 (Exc GST)	ADOPTED FEE 2019/20 (Inc GST)
<u>WASTE DISPOSAL AND SANITATION FEES</u>			
<u>DOMESTIC WASTE (BUSSELTON AND DUNSBOROUGH)</u>			
<u>General Domestic Waste (Sorted and Separated)</u>			
Wheelie Bins (per bin)	1.82	1.82	2.00
Cars (Sedans) - without tray or trailer	3.64	3.64	4.00
Utes, vans, station wagons, 4WD, crew cab or trailers (6 x 4)	7.27	7.27	8.00
Trailers (over 6 x 4)	13.64	13.64	15.00
Car Trailers with Sides (Cost plus Trailer)	3.64	3.64	4.00
<i>Vehicles containing both general and green waste will be charged for both items if the waste is not separated</i>			
<u>Domestic Bricks and Concrete</u>			
Loads smaller than trailer	2.73	2.73	3.00
Utes, vans, station wagons, 4WD, crew cabs or trailers (6x4)	5.45	5.45	6.00
Car Trailers (over 6 x 4)	10.91	10.91	12.00
<u>Clean Green Domestic Waste</u>			
Domestic grass clippings and sawdust	1.82	1.82	2.00
Wheelie Bins (per bin)	1.82	1.82	2.00
Cars (Sedans) - without tray or trailer (including domestic grass clippings and sawdust)	3.64	3.64	4.00
Utes, vans, station wagons, 4WD, crewcab or trailers (6x4)	5.45	6.36	7.00
Trailers (over 6 x 4)	10.91	11.82	13.00
<i>* Larger vehicles attract commercial rates</i>			
<u>Unsorted Domestic Waste (Mixed Waste Containing Recyclable Material)</u>			
Utes, vans or trailers (not exceeding 6 x 4)	18.18	18.18	20.00
Trailers exceeding 6 x 4	36.36	36.36	40.00
<u>Miscellaneous Domestic Charges</u>			
Electronic Waste	Nil	Nil	Nil
Clean cardboard and paper	Nil	Nil	Nil
Glass bottles and jars	Nil	Nil	Nil
Kerbside Recyclables	Nil	Nil	Nil
Car bodies, trailers, small boats etc.	Nil	Nil	Nil
Truck bodies, large equipment	Nil	Nil	Nil
Gas bottles (per bottle)	Nil	Nil	Nil
Oil	Nil	Nil	Nil
Oily water (per litre) - must be marked on drum	Nil	Nil	Nil
Sale of Mulch - per m3 (self load)	Nil	Nil	Nil
Fridges and Freezers	Nil	Nil	Nil
Car/ light truck tyres - per tyre	7.27	7.27	8.00
Truck/ tractor tyres - per tyre	14.55	14.55	16.00
Bicycle/Motorcycle tyres - per tyre	1.82	1.82	2.00
Native Animals (Eg. Kangaroo's / Possums)	Nil	Nil	Nil
Small Animals (less than 50kg)	38.64	38.64	42.50
Medium Animals (50kg - 100kg)	121.82	121.82	134.00
Large Animals (+100kg)	252.73	252.73	278.00
Sale of grass clippings (per m3)	0.91	0.91	1.00
Rental space for skip bins at waste facilities (per bin per week)	6.36	6.36	7.00
Mattresses (each)	4.09	4.55	5.00

DESCRIPTION	ADOPTED FEE 2018/19 (Exc GST)	ADOPTED FEE 2019/20 (Exc GST)	ADOPTED FEE 2019/20 (Inc GST)
BUSSELTON COMMERCIAL			
<i>Note: Busselton does not accept any commercial waste other than clean green waste and miscellaneous recyclable items as listed below.</i>			
<u>Green Waste (clean)</u>			
Lawn clippings - commercial only	1.82	1.82	2.00
Commercial waste transported by car, utility, van or trailer (6 x 4)	5.45	6.36	7.00
All commercial trailers exceeding 6 x 4	10.91	11.82	13.00
Trucks up to 2 tonnes/ Bulk Bins under 3m3	32.73	32.73	36.00
Trucks up to 4 tonnes/ Bulk bins 3m3 to under 6m3	46.82	47.27	52.00
Trucks up to 8 tonnes/ Bulk bins 6m3 to under 10m3	70.00	70.00	77.00
Trucks over 8 tonnes/ Bulk bins 10m3 to under 20m3	93.64	93.64	103.00
Articulated vehicles/ Bulk bins 20m3 and over	157.27	157.27	173.00
<u>Miscellaneous Commercial Charges</u>			
Sale of Mulch -per m3 (self load)	10.00	10.00	11.00
Commercial electronic waste (per item)	8.18	8.18	9.00
Commercial fridges	5.00	5.45	6.00
Commercial cardboard (Utes, vans, station wagons, 4WD, crew cab, trailer)	8.18	8.18	9.00
Commercial cardboard (truck)	16.36	16.36	18.00
DUNSBOROUGH COMMERCIAL			
COMMERCIAL WASTE WITH WEIGHBRIDGE			
General waste including contaminated green waste - per 100kg	5.45	5.45	6.00
Construction and Demolition Waste - per 100kg	5.45	5.45	6.00
Building and construction (unseparated) waste - per 100kg	5.45	10.91	12.00
*Green waste (clean) - per 100kg	3.18	3.18	3.50
Liquid Waste - per 100kg	5.09	5.09	5.60
*Bricks and concrete - per 100kg	2.82	2.82	3.10
Asbestos - per 100kg	12.27	12.27	13.50
*Clean fill	Nil	Nil	Nil
** Minimum weighbridge charge	24.09	24.55	27.00
<i>*Site staff have the authority to make any decision regarding bricks and concrete, clean fill or green waste contamination. If this waste is considered contaminated the higher general waste disposal fee will be charged.</i>			
<i>** The minimum weighbridge charge applies to all loads of asbestos, whether domestic or commercial, and all commercial waste larger than a ute, van, 6 x 4 trailer.</i>			
<u>COMMERCIAL WASTE (WEIGHBRIDGE UNAVAILABLE)</u>			
<i>Note: Commercial waste is only accepted at Dunsborough. The below fees are only required should, for any reason, the weighbridge be inoperable.</i>			
<u>General Waste, Building and Construction unseparated Waste</u>			
Commercial General Waste (Sorted and Separated, 6x4 trailer)	11.82	7.27	8.00
Commercial General Waste (Sorted and Separated, Over 6x4 trailer)	23.64	13.64	15.00
Commercial General Waste (Unsorted, Containing Recyclables, 6x4 trailer)	23.64	23.64	26.00

DESCRIPTION	ADOPTED FEE 2018/19 (Exc GST)	ADOPTED FEE 2019/20 (Exc GST)	ADOPTED FEE 2019/20 (Inc GST)
Commercial General Waste (Unsorted, Containing Recyclables, Over 6x4 trailer)	47.27	47.27	52.00
Trucks up to 2 tonnes/ Bulk Bins under 3m3	58.18	58.18	64.00
Trucks up to 4 tonnes/ Bulk bins 3m3 to under 6m3	77.27	77.27	85.00
Trucks up to 8 tonnes/ Bulk bins 6m3 to under 10m3	106.36	106.36	117.00
Trucks over 8 tonnes/ Bulk bins 10m3 to under 20m3	144.55	144.55	159.00
Articulated vehicles/ Bulk bins 20m3 and over	261.82	261.82	288.00
Compactor vehicles - load capacity not exceeding 3m3	115.45	115.45	127.00
Compactor vehicles - load capacity over 3m3	135.45	135.45	149.00
Each additional m3 over 3m3	7.27	7.27	8.00
<u>Green Waste (clean)</u>			
Lawn clippings/ sawdust (all vehicles/ trailers)	1.82	1.82	2.00
Commercial waste transported by car, utility, van or trailer (6 x 4)	5.45	6.36	7.00
All commercial trailers exceeding 6 x 4	10.91	11.82	13.00
Trucks up to 2 tonnes/ Bulk Bins under 3m3	31.82	31.82	35.00
Trucks up to 4 tonnes/ Bulk bins 3m3 to under 6m3	47.27	47.27	52.00
Trucks up to 8 tonnes/ Bulk bins 6m3 to under 10m3	69.09	69.09	76.00
Trucks over 8 tonnes/ Bulk bins 10m3 to under 20m3	93.64	93.64	103.00
Articulated vehicles/ Bulk bins 20m3 and over	157.27	157.27	173.00
<u>Bricks and Concrete (uncontaminated) - Dunsborough only</u>			
Commercial waste transported by car, utility, van or trailer (6 x 4)	5.45	5.45	6.00
All commercial trailers exceeding 6 x 4	11.36	11.82	13.00
Trucks up to 2 tonnes/ Bulk Bins under 3m3	42.73	42.73	47.00
Trucks up to 4 tonnes/ Bulk bins 3m3 to under 6m3	57.27	57.27	63.00
Trucks up to 8 tonnes/ Bulk bins 6m3 to under 10m3	78.18	78.18	86.00
Trucks over 8 tonnes/ Bulk bins 10m3 to under 20m3	125.45	125.45	138.00
Articulated vehicles/ Bulk bins 20m3 and over	205.45	205.45	226.00
<u>Other Commercial Waste - Dunsborough Only</u>			
Liquid Waste/ Sewage - per kl	50.45	50.45	55.50
Asbestos (per m3)	106.36	106.36	117.00
Special burials (per m3) - prescribed items/ per cubic metre: Asbestos waste, fibreglass insulation and any other waste listed from time to time by the Principal Environmental Health Officer (Medical Waste not accepted)	106.36	106.36	117.00
Timber (demolition or new). Must be milled, uncontaminated and untreated. Acceptance is at the discretion of disposal site attendants and the City may refuse to accept timber.	Nil	Nil	Nil
<u>Bin Hire Charges</u>			
Charge per 240L bin on the condition that bins are collected, emptied, cleaned and returned by the hirer	10.00	10.00	11.00
Charge per 240L lost or damaged bin	121.82	121.82	134.00

DESCRIPTION	ADOPTED FEE 2018/19 (Exc GST)	ADOPTED FEE 2019/20 (Exc GST)	ADOPTED FEE 2019/20 (Inc GST)
<u>FINANCE & CORPORATE SERVICES</u>			
<u>ADMINISTRATION / MISCELLANEOUS FEES</u>			
<u>SALE OF DOCUMENTS</u>			
<u>Council Minutes</u>			
Subscription on a per annum basis	470.00	470.00	470.00
Single Copy - Agenda	35.00	35.00	35.00
Single Copy - Minutes	22.00	22.00	22.00
Purchase of an Audio Recording of a Council meeting	New	15.00	15.00
<u>Electoral Rolls</u>			
Per copy	70.00	72.00	72.00
<u>Publications</u>			
Cape of Contrasts Book - Retail	20.00	20.00	22.00
Cape of Contrasts Book - Wholesale	13.64	13.64	15.00
Busselton: a Place to Remember - Retail	16.36	16.36	18.00
Busselton: a Place to Remember - Wholesale	13.64	13.64	15.00
<u>Photocopying Charges</u>			
A4 Sheet	0.27	0.27	0.30
A3 Sheet	2.18	2.23	2.45
<u>CITY OF BUSSELTON LICENCE PLATES</u>			
(Not applicable to plates sold at Auction)			
City of Busselton plates (aluminium)	409.09	409.09	450.00
Dunsborough plates (polycarbonate)	409.09	409.09	450.00
Yallingup plates (polycarbonate)	409.09	409.09	450.00
<u>RATES & FINANCE CHARGES</u>			
<u>Rates/ Property Related Matters</u>			
Ownership Listings - per search	12.00	13.00	13.00
Ownership Listings - per locality	20.00	21.00	21.00
General Enquiry requiring archival research including written rating transaction history (Minimum 1 Hour)	77.00	\$45.00 per hour	\$45.00 per hour
Provision of Rates Notice Copies	19.00	12.00	12.00
Written Rates and Ownership statement – Settlement Agent/Public	25.00	30.00	30.00
Instalment Option Administration Fee	12.00	18.00	18.00
Payment Arrangement Administration Fee	28.00	30.00	30.00
Recovery of External Legal Costs (NOTE: All costs, including Solicitors, incurred in recovery of rating debts.)	New	Actual Cost	Actual Cost
Application to Court to Set Aside Judgement Orders (NOTE Non-refundable if Magistrate Court declines application.)	New	65.00	65.00
<u>Financial Transactions</u>			
Fee on Rejected Payments (NOTE: Dishonoured cheques, reversed credit card and other electronic payments, etc)	New	\$25 plus Any / All Financial Insituion Fees Incurred	\$25 plus Any / All Financial Insituion Fees Incurred
Fee to reissue a Payment - 1st reissue where it can be shown that the customer is at fault	New	\$10 plus Any / All Financial Insituion Fees Incurred	\$10 plus Any / All Financial Insituion Fees Incurred

DESCRIPTION	ADOPTED FEE 2018/19 (Exc GST)	ADOPTED FEE 2019/20 (Exc GST)	ADOPTED FEE 2019/20 (Inc GST)
Fee to reissue a Payment - 2nd reissue and thereafter (Where it can be shown that the City is not at fault)	New	\$25 plus Any / All Financial Insituion Fees Incurred	\$25 plus Any / All Financial Insituion Fees Incurred
<u>Loan Raising Fees</u>			
Loan Establishment Fee	620.00	636.36	700.00
<u>MAPPING & PROPERTY INFORMATION</u>			
<u>GIS Mapping and Property Information</u>			
Computer Plotting (Full Colour) - City of Busselton Data Only			
A4 Sheet	30.00	31.00	31.00
A3 Sheet	35.00	36.00	36.00
A2 Sheet	44.00	45.00	45.00
A1 Sheet	72.00	74.00	74.00
A0 Sheet	83.50	86.00	86.00
Special Mapping - City of Busselton Data Only			
<u>Provision of printed maps</u>			
Per hour charge	83.50	85.00	85.00
*Printing costs (as per Computer Plotting fees above)			
*Minimum charge of \$70 (inc GST)			
<u>Provision of maps in PDF/ Image form - City of Busselton Data Only</u>			
Per hour charge	83.50	85.50	85.50
Per PDF or image	26.50	27.50	27.50
*Minimum charge of \$70 (inc GST)			
Local Planning Scheme - Digital Format	414.50	425.00	425.00
Electronic Extraction Fee	96.00	98.50	98.50
<u>Local Planning Scheme No.21</u>			
Scheme Text	112.50	115.00	115.00
A1 Size -			
Per Sheet	71.50	73.50	73.50
Per Full Set (includes full set maps & text)	1,347.00	1,380.00	1,380.00
Scheme Package (includes full set maps, text & quarterly amendment updates)	1,835.00	1,875.00	1,875.00
Annual Renewal charge for Scheme Package	1,347.00	1,380.00	1,380.00
A2 Size -			
Per Sheet	43.00	44.00	44.00
Per Full Set (includes full set maps & text)	859.00	880.00	880.00
Scheme Package (includes full set maps, text & quarterly amendment updates)	1,162.00	1,190.00	1,190.00
Annual Renewal charge for Scheme Package	871.00	895.00	895.00
A3 Size -			
Per Sheet	35.00	36.00	36.00
Per Full Set (includes full set maps & text)	708.00	725.00	725.00
Scheme Package (includes full set maps, text & quarterly amendment updates)	955.00	980.00	980.00
Annual Renewal charge for Scheme Package	707.00	725.00	725.00

DESCRIPTION	ADOPTED FEE 2018/19 (Exc GST)	ADOPTED FEE 2019/20 (Exc GST)	ADOPTED FEE 2019/20 (Inc GST)
<u>CEMETERY FEES</u>			
<u>Land Grant for Right of Burial</u>			
Grant of Right of Burial: Ordinary land for grave 2m x 1.2m where directed (25 years)	2,110.00	2,110.00	2,110.00
Renewal of Grant of Right of Burial : Ordinary land for grave (additional 25 years). Requires proof of Grant Holder's rights	2,110.00	2,110.00	2,110.00
Pre-purchased Grant of Right of Burial: Ordinary land for grave 2m x 1.2m where directed (25 years)	2,330.00	2,330.00	2,330.00
Reservation of specific site: ordinary land (excludes lawn cemetery) in addition to Pre-purchase Grant of Right Of Burial	400.00	410.00	451.00
<u>Burial Charge</u>			
Burial in standard grave to any depth to 2.1m (includes registration and number plate)	1,090.91	1,118.18	1,230.00
Burial in non-standard (oversize) denominational or non-denominational grave - Additional cost per 30cm deeper or wider	104.55	106.82	117.50
Re-open and second burial in standard (2m x 1.2m) denominational or non-denominational grave - Requires proof of Grant Holder's rights	1,090.91	1,118.18	1,230.00
Re-open and second burial in non-standard (oversize) denominational or non-denominational grave - Additional cost per 30cm deeper or wider	104.55	106.82	117.50
Construction of Vault (Does not include building application fees)	At cost plus GST	At cost plus GST	At cost plus GST
Vault Grant of Right of Burial	1,280.00	1,280.00	1,280.00
Vault Interment Fee (each)	1,045.45	1,071.36	1,178.50
Vault maintenance fee (annual)	140.91	144.09	158.50
Burial per crypt in mausoleum	954.55	978.18	1,076.00
Interment of a stillborn child (not to be re-opened for joint burial)	281.82	281.82	310.00
Interment of a child up to 12 years old (not to be reopened for joint burial)	536.36	536.36	590.00
Removal of Headstone (Restrictions apply)	422.73	433.18	476.50
<u>Exhumation</u>			
Re-opening grave for exhumation	2,136.36	2,189.55	2,408.50
Re-interment in new or same grave after exhumation (including registration and number plate) - Other fees may apply	1,090.91	1,118.18	1,230.00
<u>Interment of Ashes</u>			
Grant of Right of Burial: Interment of ashes in designate place (perpetual)	260.00	260.00	260.00
Interment of ashes in NICHE WALL - SINGLE placement	427.27	437.73	481.50
interment of ashes in NICHE WALL - DOUBLE (includes first placement)	545.45	559.09	615.00
Interment of ashes in NICHE WALL - SIDE BY SIDE (includes first placement)	545.45	559.09	615.00

DESCRIPTION	ADOPTED FEE 2018/19 (Exc GST)	ADOPTED FEE 2019/20 (Exc GST)	ADOPTED FEE 2019/20 (Inc GST)
Interment of ashes in EXISTING GRAVE - Placement fee only (Assumes current Grant of Right of Burial. If not current, other fees will apply)	354.55	363.18	399.50
Interment of ashes in ROSE GARDEN (includes first placement) - Space for 2 placements	609.09	624.09	686.50
Interment of ashes in NATIVE GARDEN (includes first placement) - Space for 2 placements	609.09	624.09	686.50
Interment of ashes in MEMORIAL DRIVE (includes first placement) Space for 4 Placements	663.64	680.00	748.00
Interment of ashes in 2-PLOT CONTEMPLATION GARDEN (includes first placement)	609.09	624.09	686.50
Interment of ashes in 4-PLOT CONTEMPLATION GARDEN (includes first placement)	804.55	824.55	907.00
Interment of ashes in CONTEMPLATION GARDEN over 4-plot (cost for each additional plot)	90.91	93.18	102.50
Pre-need purchase of Grant of Right of Burial for Ashes	290.00	290.00	290.00
Reservation of a designated place for ashes interment (includes first placement)	Plot(s) cost plus 10% plus GST	Plot(s) cost plus 10% plus GST	Plot(s) cost plus 10% plus GST
Interment of ashes - additional placement after first interment (Requires proof of Grant Holder's rights)	336.36	344.55	379.00
Interment of ashes for Stillborn CHILDREN'S GARDEN - Placement fee (no Grant of Right of Burial required)	281.82	281.82	310.00
Memorial Placement only CHILDREN'S GARDEN Placement fee (no Grant of Right of Burial required)	At cost plus GST	At cost plus GST	At cost plus GST
Memorial Placement BENCH SEATING (includes cost of bench, concrete footings, freight)	At cost plus GST	At cost plus GST	At cost plus GST
Memorial Placement BENCH SEATING INSTALLATION costs - Hourly rate	47.27	48.18	53.00
Interment of Ashes BENCH SEATING (includes first placement)	336.36	344.55	379.00
Memorial placement only elsewhere within the cemetery (location to be determined upon application) - SINGLE PLACEMENT	609.09	624.09	686.50
Plaques, vases and other monumental works.	At cost plus GST	At cost plus GST	At cost plus GST
Plinth (Small - concrete)	47.27	48.18	53.00
Plinth (Large - concrete)	65.45	66.82	73.50
Administration fee for purchase of plaques, plinths, vases and other monumental works (on product only)	10% of cost plus GST	10% of cost plus GST	10% of cost plus GST
Removal of ashes for return to Grant Holder (requires proof of Grant Holder rights)	290.91	298.18	328.00
Storage of cremated remains per month for remains held longer than 6 months	27.27	27.27	30.00
Positioning & affixing brass vase (if not a part of original placement)	72.73	74.55	82.00
Miscellaneous Charges			
Interment in open ground without due notice, not within usual hours and prescribed or on a Saturday, Sunday or Public Holiday (in addition to Interment costs) Restrictions Apply	945.45	969.09	1,066.00
Funeral Directors licence fee per annum	420.00	430.50	430.50
Single funeral permit (funeral directors only)	195.00	199.50	199.50
Single funeral permit (other than funeral directors)	490.00	502.00	502.00

DESCRIPTION	ADOPTED FEE 2018/19 (Exc GST)	ADOPTED FEE 2019/20 (Exc GST)	ADOPTED FEE 2019/20 (Inc GST)
Monumental Masons licence fee per annum	350.00	358.50	358.50
Single permit to erect a headstone or kerbing	150.00	153.50	153.50
Single permit to erect a monument	170.00	174.00	174.00
Copy of grant of burial	80.00	80.00	80.00
Refund Administration Fee	15% of original purchase price	15% of original purchase price	15% of original purchase price
<u>HIRE FACILITIES - ALL</u>			
<u>Facility Hire Bonds</u>			
Undalup Function Room Hire Bond - Low Risk Function	500.00	500.00	500.00
Undalup Function Room Hire Bond - Medium Risk Function	1000.00	1000.00	1,000.00
Undalup Function Room Hire Bond - High Risk Function	2000.00	2000.00	2,000.00
General Facility Hire Bond - Low Risk Function	200.00	200.00	200.00
General Facility Hire Bond - Medium Risk Function	500.00	500.00	500.00
General Facility Hire Bond - High Risk Function	1000.00	1000.00	1,000.00
Key / Access Card Deposit Bond (as required)	100.00	100.00	100.00
Additional and/or Replacement Key / Access Card (May be deducted from Bond repayment where applicable)	54.55	54.55	60.00
<u>Miscellaneous Facility Fees</u>			
Weddings / Private Functions - Beaches and Reserves - Applied to a Council venue not attracting a facility hire fee.	74.55	76.36	84.00
A half-day fee is defined as 4-5 hours A full-day is defined as 7-10 hours If set up and pack up time will occur on a day other than the function date, the City may, at its discretion offer an additional 50% for that component of the hire application.			
Note - Prorata Hire may be authorised at the discretion of the CEO			
Booking Deposit - Applicable for applications values exceeding \$100.00	10% of hire value	10% of hire value	10% of hire value
Facility Hire Cancellation Fee (less than 1 weeks notice given)	10% of hire value	10% of hire value	10% of hire value
Extraordinary Clean as required or by arrangement	At cost plus 10% administration fee	At cost plus 10% administration fee	At cost plus 10% administration fee
Video Conferencing Facility (Administration Building) - Hourly	22.73	22.73	25.00
<u>Churchill Park Hall</u>			
Community Groups - Hourly	27.27	27.27	30.00
Commercial / Private - Hourly	50.00	36.36	40.00
Registered Charities - Hourly	13.64	9.09	10.00
<u>High Street Hall</u>			
<u>Main Room & Blue Room (Entire)</u>			
Community Group - Hourly	40.91	27.27	30.00
Commercial / Private - Hourly	54.55	36.36	40.00
Registered Charity - Hourly	22.73	18.18	20.00
<u>Main Hall Only</u>			
Community Group - Hourly	27.27	18.18	20.00

DESCRIPTION	ADOPTED FEE 2018/19 (Exc GST)	ADOPTED FEE 2019/20 (Exc GST)	ADOPTED FEE 2019/20 (Inc GST)
Commercial / Private - Hourly	50.00	27.27	30.00
Registered Charity	13.64	9.09	10.00
<u>Blue Room Only</u>			
Community Group - Hourly	22.73	13.64	15.00
Commercial / Private - Hourly	38.18	18.18	20.00
Registered Charity - Hourly	11.36	7.27	8.00
<u>Rural Halls (Yallingup, Yoongarillup)</u>			
Community Group - Hourly	19.09	13.64	15.00
Commercial / Private - Hourly	37.27	18.18	20.00
Registered Charity - Hourly	9.09	9.09	10.00
<u>Undalup Function Room</u>			
<u>Function Centre - No Food / No Alcohol</u>			
Community Group - Hourly - Business Hours	68.18	68.18	75.00
Commercial - Hourly - Business Hours	95.45	95.45	105.00
Private Use - Hourly Business Hours	109.09	109.09	120.00
Registered Charity - Hourly - Business Hours	31.82	31.82	35.00
Community Group - Hourly - After Hours / Weekends	122.73	122.73	135.00
Commercial - Hourly - After Hours / Weekends	181.82	181.82	200.00
Private Use - Hourly After Hours / Weekends	218.18	218.18	240.00
Registered Charity - Hourly - After Hours / Weekends	63.64	63.64	70.00
<u>Function Centre - With Food and / or Alcohol</u>			
Community Group - Hourly - Business Hours	104.55	104.55	115.00
Community Group - per Half Day - Business Hours	250.00	250.00	275.00
Community Group - per Full Day - Business Hours	454.55	454.55	500.00
Commercial - Hourly Business Hours	159.09	159.09	175.00
Commercial - per Half Day - Business Hours	386.36	386.36	425.00
Commercial - per Full Day - Business Hours	681.82	681.82	750.00
Private Use - Hourly - Business Hours	181.82	181.82	200.00
Private Use - Per Half Day - Business Hours	727.27	727.27	800.00
Private Use - per Full Day - Business Hours	1,090.91	1,090.91	1,200.00
Registered Charity - Hourly - Business Hours	54.55	54.55	60.00
Registered Charity - Per Half Day - Business Hours	122.73	122.73	135.00
Registered Charity - per Full Day - Business Hours	227.27	227.27	250.00
Community Group - Hourly - After Hours / Weekends	204.55	204.55	225.00
Community Group - per Half Day - After Hours / Weekends	545.45	545.45	600.00
Community Group - Per Full Day - After Hours / Weekends	909.09	909.09	1,000.00
Commercial - Hourly - After Hours / Weekends	318.18	318.18	350.00
Commercial - per Half Day - After Hours / Weekends	900.00	900.00	990.00
Commercial - Per Full Day - After Hours / Weekends	1,363.64	1,363.64	1,500.00
Private Use - Hourly - After Hours / Weekends	363.64	363.64	400.00
Private Use - per Half Day - After Hours / Weekends	1,545.45	1,545.45	1,700.00
Private Use - per Full Day - After Hours / Weekends	2,181.82	2,181.82	2,400.00
Registered Charity - Hourly - After Hours / Weekends	104.55	104.55	115.00
Registered Charity - Per Half Day - After Hours / Weekends	272.73	272.73	300.00
Registered Charity - Per Full Day - After Hours / Weekends	454.55	454.55	500.00
<u>Kitchen Only</u>			
Community - per half day - Business Hours	186.36	186.36	205.00
Commercial - per half day - Business Hours	281.82	281.82	310.00
Private - per half day - Business Hours	318.18	318.18	350.00
Registered Charity - per Half Day Business Hours	90.91	90.91	100.00

DESCRIPTION	ADOPTED FEE 2018/19 (Exc GST)	ADOPTED FEE 2019/20 (Exc GST)	ADOPTED FEE 2019/20 (Inc GST)
Community - per half day - After Hours / Weekends Hours	372.73	372.73	410.00
Commercial - per half day - After Hours / Weekends Hours	559.09	559.09	615.00
Private - per half day - After Hours / Weekends Hours	636.36	636.36	700.00
Registered Charity - per Half Day - After Hours / Weekends	186.36	186.36	205.00
Community - per full day - Business Hours	331.82	331.82	365.00
Commercial - per full day - Business Hours	500.00	500.00	550.00
Private - per full day - Business Hours	545.45	545.45	600.00
Registered Charity - per Full Day Business Hours	163.64	163.64	180.00
Community - per full day - After Hours / Weekends Hours	659.09	659.09	725.00
Commercial - per full day - After Hours / Weekends Hours	990.91	990.91	1,090.00
Private - per full day - After Hours / Weekends Hours	1,090.91	1,090.91	1,200.00
Registered Charity - per Full Day - After Hours / Weekends	327.27	327.27	360.00
<u>Additional Charges</u>			
Dance Floor Rental (Each Event)	40.91	40.91	45.00
<u>BUSSELTON COMMUNITY RESOURCE CENTRE</u>			
<u>Ground Floor Meeting Room (including courtyard)</u>			
Community Group - Hourly	31.82	32.73	36.00
Community Group - per half day	118.18	120.91	133.00
Community Group - per full day	181.82	186.36	205.00
Commercial / Private - Hourly	81.82	83.64	92.00
Commercial / Private - per half day	181.82	186.36	205.00
Commercial / Private - per full day	331.82	340.00	374.00
Registered Charity - Hourly	18.18	18.64	20.50
Registered Charity - per Half Day	59.09	60.00	66.00
Registered Charity - per Full Day	90.91	93.18	102.50
<u>First Floor Meeting Room (Full)</u>			
Community Group - Hourly	31.82	32.73	36.00
Community Group - per Half Day	118.18	120.91	133.00
Community Group- per Full Day	181.82	186.36	205.00
Commercial / Private - Hourly	81.82	83.64	92.00
Commercial / Private - per Half Day	181.82	186.36	205.00
Commercial / Private - per Full day	331.82	340.00	374.00
Registered Charity - Hourly	18.18	18.64	20.50
Registered Charity - per Half Day	59.09	60.00	66.00
Registered Charity - per Full Day	90.91	93.18	102.50
<u>First Floor Meeting Room (Half)</u>			
Community Group - Hourly	27.27	27.73	30.50
Community Group - per Half Day	68.18	69.55	76.50
Community Group - per Full Day	90.91	93.18	102.50
Commercial / Private - Hourly	40.91	41.82	46.00
Commercial / private - per Half Day	90.91	93.18	102.50
Commercial / Private - per Full Day	168.18	171.82	189.00
Registered Charity - Hourly	16.36	16.82	18.50
Registered Charity - per Half Day	18.18	18.64	20.50
Registered Charity - per Full Day	45.45	46.36	51.00
<u>BUSSELTON YOUTH AND COMMUNITY ACTIVITY BUILDING</u>			

DESCRIPTION	ADOPTED FEE 2018/19 (Exc GST)	ADOPTED FEE 2019/20 (Exc GST)	ADOPTED FEE 2019/20 (Inc GST)
Events Multi-Function Room			
Community Group - Hourly -	59.09	60.45	66.50
Community Group - per half day	181.82	186.36	205.00
Community Group - per Full Day	318.18	325.45	358.00
Commercial - Hourly	90.91	93.18	102.50
Commercial -per half day/ evening	272.73	279.55	307.50
Commercial - per full day	500.00	511.82	563.00
Private User - Hourly	122.73	125.45	138.00
Private User - per Half Day	363.64	372.73	410.00
Private User - per Full Day	636.36	652.27	717.50
Registered Charity - Hourly	31.82	32.27	35.50
Registered Charity - per Half Day	90.91	93.18	102.50
Registered Charity - per Full Day	159.09	162.73	179.00
Meeting Room			
Community Group - Hourly	12.73	12.73	25.50
Commercial / Private - Hourly	22.73	22.73	43.00
Registered Charity - Hourly	23.73	23.73	13.00
Office Space			
Community Group - per hour	9.09	9.09	10.00
Commercial / Private - Hourly	16.36	16.36	18.50
Registered Charity - Hourly	17.36	17.36	5.00
Events Multi-Function, Meeting and Office Room (Entire)			
Community Group - Hourly	90.91	93.18	102.50
Community Group - Per Half Day	213.64	218.64	240.50
Community Group - per Full Day	350.00	358.64	394.50
Commercial - Hourly	145.45	149.09	164.00
Commercial -per half day	327.27	335.45	369.00
Commercial - per full day	609.09	623.64	686.00
Private Use - Hourly	177.27	181.36	199.50
Private Use - per Half Day	418.18	428.64	471.50
Private Use - per Full Day	690.91	708.18	779.00
Registered Charity - Hourly	45.45	46.36	51.00
Registered Charity - per Half Day	109.09	111.82	123.00
Registered Charity - per Full Day	1772.73	177.27	195.00

DESCRIPTION	ADOPTED FEE 2018/19 (Exc GST)	ADOPTED FEE 2019/20 (Exc GST)	ADOPTED FEE 2019/20 (Inc GST)
<u>COMMUNITY & COMMERCIAL SERVICES</u>			
<u>STAGING OF CONCERTS</u>			
<u>Concert Application Fee</u>	150.00	154.00	154.00
<u>Concert Licence Fee/Service Charge</u>			
Category 1 (< 500 patrons)	0.00	0.00	0.00
Category 2 (500 - 2500 patrons)	1,470.00	1,510.00	1,510.00
Category 3 (2500 - 5000 patrons)	2,820.00	2,995.00	2,995.00
Category 4 (5000 - 8000 patrons)	4,165.00	4,270.00	4,270.00
Category 5 (8000 -12000 patrons)	6,980.00	7,155.00	7,155.00
Category 6 (12000 -17000 patrons)	11,165.00	11,445.00	11,445.00
Category 7 (17000 - 23000 patrons)	16,790.00	17,210.00	17,210.00
Category 8 (23000 -30000 patrons)	23,785.00	24,380.00	24,380.00
<u>Concert Ground Hire Fee</u>			
Category 1 (< 500 patrons)	704.55	722.73	795.00
Category 2 (500 - 2500 patrons)	3,559.09	3,650.00	4,015.00
Category 3 (2500 - 5000 patrons)	6,986.36	7,163.64	7,880.00
Category 4 (5000 - 8000 patrons)	10,540.91	10,804.55	11,885.00
Category 5 (8000 -12000 patrons)	13,981.82	14,331.82	15,765.00
Category 6 (12000 -17000 patrons)	17,527.27	17,968.18	19,765.00
Category 7 (17000 - 23000 patrons)	20,963.64	21,490.91	23,640.00
Category 8 (23000 -30000 patrons)	24,272.73	24,881.82	27,370.00
<u>Concert Community Amenity Bond</u>			
Category 1 (< 500 patrons)	650.00	670.00	670.00
Category 2 (500 - 2500 patrons)	1,290.00	1,325.00	1,325.00
Category 3 (2500 - 5000 patrons)	2,715.00	2,785.00	2,785.00
Category 4 (5000 - 8000 patrons)	8,035.00	8,240.00	8,240.00
Category 5 (8000 -12000 patrons)	13,475.00	13,815.00	13,815.00
Category 6 (12000 -17000 patrons)	20,070.00	20,575.00	20,575.00
Category 7 (17000 - 23000 patrons)	26,800.00	27,470.00	27,470.00
Category 8 (23000 -30000 patrons)	40,165.00	41,170.00	41,170.00
<u>Concert Ground Hire Bond</u>			
Category 1 (< 500 patrons)	2,600.00	2,665.00	2,665.00
Category 2 (500 - 2500 patrons)	8,050.00	8,255.00	8,255.00
Category 3 (2500 - 5000 patrons)	16,060.00	16,505.00	16,505.00
Category 4 (5000 - 8000 patrons)	24,090.00	24,705.00	24,705.00
Category 5 (8000 -12000 patrons)	26,820.00	27,495.00	27,495.00
Category 6 (12000 -17000 patrons)	32,125.00	32,935.00	32,935.00
Category 7 (17000 - 23000 patrons)	42,875.00	43,950.00	43,950.00
Category 8 (23000 -30000 patrons)	48,315.00	49,525.00	49,525.00
<u>Loadings & Allowances</u>			
commercial - 5%			
community - 0%			
charitable - 50% (discount)			
liquor - 5%			
night (per hour after 10pm) - 10%			

DESCRIPTION	ADOPTED FEE 2018/19 (Exc GST)	ADOPTED FEE 2019/20 (Exc GST)	ADOPTED FEE 2019/20 (Inc GST)
<u>GROUND HIRE LEVIES:</u>			
<u>SUMMER/ WINTER SPORTS</u>			
<u>(A) Association of Senior Players</u>			
Charged per team per season plus power etc. where applicable.	248.18	254.55	280.00
A per week surcharge to apply where special ground preparation/maintenance is required, i.e. Cricket.	60.00	61.82	68.00
<u>(B) Association of Junior Players</u>			
<i>50% of Senior rates plus full power costs where applicable.</i>	123.64	127.27	140.00
<u>Exceptions to Categories (A) & (B) above</u>			
<u>1. Busselton Trotting Club</u>			
Per meeting plus power	321.82	330.00	363.00
Track maintenance charged at Private Works rates			
<u>2. Southern Districts Agricultural Society</u>			
Per day plus power costs for actual show days.	332.73	340.91	375.00
Per day during the set up of the show.	102.73	105.45	116.00
<u>3. South West National Football League</u>			
Per home game plus power costs	213.64	218.18	240.00
<u>4. School Groups</u>			
Sports Carnivals etc. - no charge.	Nil	Nil	Nil
<u>COURT HIRE LEVIES</u>			
For training and competition purposes			
<u>SUMMER/ WINTER SPORTS</u>			
<u>(A) Association of Senior Players</u>			
Charged per team per season plus power etc. where applicable.	20.00	20.91	23.00
<u>SUMMER/ WINTER SPORTS</u>			
<u>(A) Association of Junior Players</u>			
Charged per team per season plus power etc. where applicable.	10.91	10.91	12.00
<u>OUTDOOR EXERCISE SITES</u>			
Zone 1 - Twelve (12) month fee	745.45	763.64	840.00
Zone 1 - Six (6) month fee	372.73	381.82	420.00
Zone 2 - Twelve (12) month fee	563.64	577.27	635.00
Zone 2 - Six (6) month fee	281.82	289.09	318.00
<u>EVENTS & CASUAL GROUND HIRE</u>			
*Event Application Fee	80.00	82.00	82.00
*Event Application Fee - Requiring Multiple Approvals	150.00	154.00	154.00
<u>Commercial Event - City Infrastructure Bond</u>			
Category 1 (< 500 patrons)	2,600.00	2,665.00	2,665.00
Category 2 (500 - 2500 patrons)	8,000.00	8,255.00	8,255.00
Category 3 (2500 - 5000 patrons)	16,100.00	16,505.00	16,505.00
Category 4 (5000 - 8000 patrons)	24,100.00	24,705.00	24,705.00
Category 5 (8000 -12000 patrons)	26,820.00	27,495.00	27,495.00
Category 6 (12000 -17000 patrons)	32,130.00	32,935.00	32,935.00
Category 7 (17000 - 23000 patrons)	42,875.00	43,950.00	43,950.00

DESCRIPTION	ADOPTED FEE 2018/19 (Exc GST)	ADOPTED FEE 2019/20 (Exc GST)	ADOPTED FEE 2019/20 (Inc GST)
Category 8 (23000 -30000 patrons)	48,315.00	49,525.00	49,525.00
<u>Event Works Fees</u>			
Street Banners - install and remove (per pole) - Fee to be waived for not for profit Community Groups (C1002/061)	145.45	149.09	164.00
Beach Volleyball - set up and dismantle	1,190.91	1,222.73	1,345.00
*Litter Clean-up - per hour	727.27	745.45	820.00
*Marking of reticulation and electricity - per hour	272.73	281.82	310.00
<u>Community Use of Sports Grounds</u> (Community fees are limited to maintained sports grounds e.g. Bovell Park. Fees are not charged for Public Reserves e.g. Mitchell Park etc.)			
Community Usage - per full day (excluding schools)	257.27	268.18	295.00
Community Usage - per half day (excluding schools)	130.91	134.55	148.00
<u>Commercial Use of Reserves (Sports Grounds)</u>			
Per day - plus power for use of site	413.64	424.55	467.00
Per half day - plus power for use of site	209.55	215.00	236.50
<u>Commercial Use of Reserves (Other Reserves)</u>			
Per day - plus power	214.55	220.00	242.00
Per half day - plus power	110.00	113.18	124.50
<u>Use of Busselton Foreshore Stage</u>			
Community use of Busselton Foreshore Stage	Nil	Nil	Nil
Commercial use of Busselton Foreshore Stage (per Day)	227.27	227.27	250.00
Stage Curtain Bond	New	205.00	205.00
<u>Ground Hire Bonds (to be applied to Community Events)</u>			
Mandatory Bond against rent default, damage etc.:			
Ground Hire Bond (Other Reserves)	530.00	545.00	545.00
Premium Ground Hire Bond (Sporting Grounds, Foreshore)	1,060.00	1,090.00	1,090.00
Busselton Foreshore Stage Bond for community and commercial events	530.00	545.00	545.00
<u>Commercial Hire Site Traders (Non Food)</u>			
Application for Commercial Hire Site	155.00	155.00	155.00
Application for Transfer of Commercial Hire Site Permit	155.00	155.00	155.00
<u>Commercial Hire Site Permit Fee – Zone 1</u>			
Prime sites (e.g. established coastal and foreshore nodes) as depicted within Trading in Public Places Policy			
12 months	3,090.00	3,165.00	3,165.00
<u>Commercial Hire Site Permit Fee – Zone 2</u>			
Other sites as depicted within Trading in Public Places Policy			
12 months	2,060.00	2,060.00	2,060.00
<u>Commercial Activity Permit (Non Food)</u>			
Application for Commercial Activity Permit	New	155.00	155.00
Application for Transfer of Commercial Activity Trader's Permit	New	155.00	155.00
Commercial Activity Permit – Class 1*	New	1,500.00	1,500.00
Commercial Activity Permit – Class 2*	New	1,350.00	1,350.00
Commercial Activity Permit – Class 3*	New	1,200.00	1,200.00
* fees can be charged on a pro rata basis (minimum 1 month period)			

DESCRIPTION	ADOPTED FEE 2018/19 (Exc GST)	ADOPTED FEE 2019/20 (Exc GST)	ADOPTED FEE 2019/20 (Inc GST)
<u>Foreshore Kiosk Permit - Busselton Foreshore</u>			
Application for Foreshore Kiosk Permit	New	155.00	155.00
Application for Transfer of Foreshore Kiosk Permit	New	155.00	155.00
Foreshore Kiosk Permit - Busselton Foreshore 12 months*	New	3,000.00	3,000.00
* fees can be charged on a pro rata basis			
Kiosk Bond	New	1,125.00	1,125.00
<u>Jetty Closure Fee</u>			
Fee to close the Jetty for fireworks, events, functions (>6 hrs)	270.00	277.27	305.00
Fee to close the Jetty for fireworks, events, functions - per hour rate for < 6 hrs	35.45	36.36	40.00
<u>Use of Public Grounds for Markets</u>			
* Per market (plus Power)	122.73	125.91	138.50
Power usage for markets/events on public grounds (excluding sporting grounds) per half day	23.64	24.55	27.00
<u>EVENTS - EQUIPMENT HIRE & SIGNAGE</u>			
<u>Hire of Stage/ Track Mat</u>			
* Stage - per module (3m2) per day	104.55	107.27	118.00
Stage hire bond	435.00	446.00	446.00
* Track mat - per unit (2.4m x 1.2m) per day	10.91	11.18	12.30
Track Mat Bond per unit	5.00	5.15	5.15
<u>Event Signage</u>			
Large Event Sign	125.00	128.50	128.50
Small Event Sign	120.00	123.00	123.00
<i>(includes sign approval and booking fee for minimum 2 weeks)</i>			
Event Sign Extension	65.00	67.00	67.00
<i>(continued use for an additional minimum of 2 weeks)</i>			
<u>MISCELLANEOUS</u>			
<u>Busselton Jetty</u>			
Placement of Memorial Plaque	117.00	120.00	120.00
Installation of Stinger Net	681.82	700.00	770.00
Removal of Stinger Net	681.82	700.00	770.00
Installation of Beach Matting	1,363.64	1,400.00	1,540.00
Removal of Beach Matting	1,363.64	1,400.00	1,540.00
<u>Busselton Jetty Entry Fees</u>			
Jetty Day Pass			
Single Child (0-16 years)	0.00	0.00	0.00
Single Adult (17 years +)	3.64	3.64	4.00
* Jetty entrance fee for passengers pre-booked on commercial tours operated by vessels issued with a permit to berth at the Busselton Jetty lower platforms is to be waived;			
<u>Jetty Annual Walk Pass</u>			
Single Adult (17 years +)	45.45	45.45	50.00
Pensioners:	22.73	22.73	25.00

DESCRIPTION	ADOPTED FEE 2018/19 (Exc GST)	ADOPTED FEE 2019/20 (Exc GST)	ADOPTED FEE 2019/20 (Inc GST)
Commercial Use of Marine Berthing Platforms - Whale Watching / Tour Vessels - Per Vessel			
Daily Fees (Maximum duration of use permitted) -			
Registered Length of Vessel: 0m to less than 10m	New	65.00	65.00
Registered Length of Vessel: 10m to less than 15m	New	72.00	72.00
Registered Length of Vessel: 15m to less than 25m	New	78.00	78.00
Registered Length of Vessel: over 25m	New	91.00	91.00
Monthly Fees (Maximum duration of use permitted) -			
Registered Length of Vessel: 0m to less than 10m	515.00	515.00	515.00
Registered Length of Vessel: 10m to less than 15m	570.00	570.00	570.00
Registered Length of Vessel: 15m to less than 25m	620.00	620.00	620.00
Registered Length of Vessel: over 25m	720.00	720.00	720.00
Three Monthly Fees (Maximum duration of use permitted) -			
Registered Length of Vessel: 0m to less than 10m	1,235.00	1,235.00	1,235.00
Registered Length of Vessel: 10m to less than 15m	1,390.00	1,390.00	1,390.00
Registered Length of Vessel: 15m to less than 25m	1,545.00	1,545.00	1,545.00
Registered Length of Vessel: over 25m	1,855.00	1,855.00	1,855.00
Annual Fees (Maximum duration of use permitted) -			
Registered Length of Vessel: 0m to less than 10m	3,600.00	3,600.00	3,600.00
Registered Length of Vessel: 10m to less than 15m	4,120.00	4,120.00	4,120.00
Registered Length of Vessel: 15m to less than 25m	4,630.00	4,630.00	4,630.00
Registered Length of Vessel: over 25m	5,145.00	5,145.00	5,145.00
Refundable Bonds -			
Registered Length of Vessel: 0m to less than 10m	2,500.00	2,500.00	2,500.00
Registered Length of Vessel: 10m to less than 15m	3,500.00	3,500.00	3,500.00
Registered Length of Vessel: 15m to less than 25m	4,500.00	4,500.00	4,500.00
Registered Length of Vessel: over 25m	6,000.00	6,000.00	6,000.00
Application for new Marine Berthing Permit	New	150.00	150.00
Application for Marine Berthing Permit renewal	New	80.00	80.00
<i>* Bond charge per vessel payable in advance (in addition to insurance requirements)</i>			
<i>* Permit fee payable in advance at issue of notice approval</i>			
Commercial Use of Marine Berthing Platforms - Cruise Ship Vessels			
(Commencing 1 December 2017)			
Tender berthing permit fee at Busselton Jetty (per ship visit)			
Less than 1,000 pax (registered ship capacity)	2,060.00	2,060.00	2,115.00
Between 1,000 and 2,000 pax (registered ship capacity)	4,120.00	4,120.00	4,230.00
Greater than 2,000 pax (registered ship capacity)	5,145.00	5,145.00	5,280.00
Railway House Exhibition Hire			
Railway House Exhibition Hire (per week)	139.09	142.73	157.00
Installation and dismantle fee (per hour)	45.45	46.36	51.00
Artists required to apply & sign booking form. Additional exhibition charges based on cost-recovery are assessed on a case-by-case basis.			

DESCRIPTION	ADOPTED FEE 2018/19 (Exc GST)	ADOPTED FEE 2019/20 (Exc GST)	ADOPTED FEE 2019/20 (Inc GST)
<u>NATURALISTE COMMUNITY CENTRE</u>			
Promotions at the discretion of the Chief Executive Officer			
Key / Hire Bond			
Loss of key, unauthorised key transfer to another person, unauthorised key copying, or use of NCC without prior approval - rate per occurrence.	200	200.00	200.00
As a result of hiring, damage repair to building, equipment or fittings, extra cleaning or moving equipment..	Cost + 20%. Extra cleaning min. \$26 per occurrence	Cost + 20%. Extra cleaning min. \$26 per occurrence	Cost + 20%. Extra cleaning min. \$26 per occurrence
<u>Stadium</u>			
Association - per hour	48.18	50.45	55.50
Casual indoor tennis : Adults - per person per hour.	7.27	7.27	8.00
Casual indoor tennis : Students - per person per hour.	4.55	4.55	5.00
Sports Court (per hour) Community peak	49.09	50.45	55.50
Sports Court (per hour) Community-Off Peak(9am-3pm Mon-Fri; 2pm-5pm Sat)	37.27	38.18	42.00
Sports Court (per hour) commercial	68.64	70.45	77.50
Community half court - per hour	24.55	25.45	28.00
Badminton Court - per hour (includes net, racquets and shuttle)	16.82	17.27	19.00
Casual Sports per hour per person student rate* conditions apply	2.73	2.73	3.00
Casual Sports per hour per person* conditions apply	6.36	6.36	7.00
<u>Multi-Purpose Activity Room (Full)</u>			
Community - per hour	34.55	35.45	39.00
Commercial - per hour	65.45	67.27	74.00
<u>Multi-Purpose Activity Room (Half)</u>			
Community - per hour	20.91	21.36	23.50
Commercial - per hour	33.64	34.55	38.00
Storage Community - per shelf per month or 1m2 floor area	21.82	22.27	24.50
Storage Commercial - per shelf per month or 1m2 floor area	31.82	32.73	36.00
Hire of Ceiling projector and screen per day - commercial	36.36	36.36	40.00
Hire of Ceiling projector and screen per day - community	18.18	18.18	20.00
Casual Usage per hour per person student rate* conditions apply	2.73	2.73	3.00
Casual Usage per hour per person* conditions apply	6.36	6.36	7.00
<u>Family Activity Area</u>			
Community - per hour	14.09	14.55	16.00
Commercial - per hour	24.55	25.45	28.00
<u>Community Office Space</u>			
Community - per hour	11.36	9.09	10.00
Commercial - per hour	15.00	11.36	12.50
<u>Kitchen/Servery Area (in addition to other bookings)</u>			
Community - per hour	12.27	12.73	14.00
Commercial - per hour	15.00	15.45	17.00
Community - per day	24.55	25.00	27.50
Commercial - per day	30.00	30.91	34.00

DESCRIPTION	ADOPTED FEE 2018/19 (Exc GST)	ADOPTED FEE 2019/20 (Exc GST)	ADOPTED FEE 2019/20 (Inc GST)
<u>Kitchen/Servery Area (as single booking)</u>			
Community - per hour	19.09	19.55	21.50
Commercial - per hour	25.45	25.91	28.50
Community - per day	37.27	38.18	42.00
Commercial - per day	50.00	50.91	56.00
<u>Group Fitness</u>			
Per person per class	16.82	17.27	19.00
Concession per person per class [Health care card, seniors card, f/t student)	11.82	11.82	13.00
Discount tickets - book of 10	10% Discount	10% Discount	10% Discount
Discount tickets - book of 20	15% Discount	15% Discount	15% Discount
Discount tickets - book of 50	20% Discount	20% Discount	20% Discount
12 month Membership (Individual)	650.00	666.36	733.00
12 Month membership Concession [Health care card, seniors card, f/t student)	549.09	562.73	619.00
6 months membership	372.73	428.18	471.00
6 months membership(concession) [Health care card, seniors card, f/t student)	318.18	376.36	414.00
3 months membership	187.27	307.27	338.00
3 months membership(concession) [Health care card, seniors card, f/t student)	185.00	297.00	297.00
1 month Membership	64.55	109.09	120.00
Pay as you go fortnightly direct debit	23.64	24.55	27.00
Pay as you go fortnightly direct debit concession	20.00	20.45	22.50
Pay as you go cancellation fee	47.27	47.27	52.00
Double membership - each	599.09	613.64	675.00
City of Busselton staff Group Fitness membership. A 30% discount applies on renewal.	422.73	466.36	513.00
Remote shift worker membership	487.27	454.55	500.00
<u>Seniors Programs</u>			
<i>Strong Active Seniors; Stretch and Revitalise</i>			
Per person per class	7.27	7.27	8.00
Discount tickets - book of 10 - 10% discount		10% Discount	10% Discount
<u>Crèche/ Activity Room</u>			
Casual use. Per Child per session (paid on day)	5.64	5.64	6.20
Crèche Pass (Book of 5)	23.64	23.64	26.00
Crèche Pass (Book of 10)	33.64	36.36	40.00
<u>Vacation care program, per child per day</u>			
	65.00	70.00	70.00
<u>Shower</u>			
Per person not participating in centre activities, per use of shower facilities	3.64	4.55	5.00
<u>Stage Hire</u>			
Commercial hire per day, or part of.	97.27	100.00	110.00
Community hire per day, or part of.	48.64	50.00	55.00
Stage hire bond, per use	420.00	430.00	430.00
<u>NCC Grounds Hire</u>			
Community class (20people or less) per hour	18.18	18.18	20.00
Commercial class (20people or less) per hour	31.82	31.82	35.00
Community casual use per hour	27.27	27.27	30.00
Commercial casual use per hour	45.45	45.45	50.00
Community half day	63.64	63.64	70.00
Commercial half day	109.09	109.09	120.00

DESCRIPTION	ADOPTED FEE 2018/19 (Exc GST)	ADOPTED FEE 2019/20 (Exc GST)	ADOPTED FEE 2019/20 (Inc GST)
<u>GEOGRAPHE LEISURE CENTRE</u>			
Promotions at the discretion of the Chief Executive Officer			
<u>Swimming Pool</u>			
Adult Swim	6.27	6.27	6.90
Concession Swim (Health Care card, or child 5-16 years)	4.73	4.73	5.20
Child under 5 y/o (must be accompanied by an adult)	Nil	Nil	Nil
Spectator	Nil	Nil	Nil
In term Swimming - Education Department	3.45	3.45	3.80
Vacation Swimming - Education Department	3.73	3.73	4.10
Sauna/spa/swim (16 years & over only)	10.91	10.91	12.00
Swimming Pool lane hire - Community (per lane per hour) Individual participants must pay normal pool entry	10.27	10.27	11.30
Swimming Pool lane hire - Commercial (per lane per hour) Individual participants must pay normal pool entry	21.55	22.73	25.00
Local regular not for profit aquatic user groups	4.55	4.55	5.00
Swimming Pool Hire (Outdoor - Exclusive use) per hour (min 3 hours)	102.91	106.36	117.00
Group Pass (2 Adults and 2 children)	17.27	17.27	19.00
Swim aid / equipment hire	1.82	1.82	2.00
Discount tickets - book of 10	10% Discount	10% Discount	10% Discount
Discount tickets - book of 20	15% Discount	15% Discount	15% Discount
Discount tickets - book of 50	20% Discount	20% Discount	20% Discount
Learn To Swim - per lesson	15.00	15.50	15.50
Private one on one lesson per 30 mins	40.00	41.00	41.00
Private one on one lesson per 15 mins	20.00	20.50	20.50
Large Inflatable Hire - per hour	150.00	154.55	170.00
Small Inflatable Hire - per hour	102.73	105.45	116.00
Dry side inflatable Hire (unsupervised)- maximum 3hrs hire	118.18	122.73	135.00
<u>Fitness Centre</u>			
Fitness Centre - Casual	16.82	17.27	19.00
Per person per class (f/t student, health care card, senior's card concession)	New	11.82	13.00
Appraisal and programme	64.55	68.18	75.00
Lifestyle Seniors programme	6.82	6.82	7.50
<u>Personal/ Group Training</u>			
Assessment Fee	64.55	68.18	75.00
Small group Personal training once per week for 6 weeks. Cost is per 6 week block	58.18	60.91	67.00
Small group Personal training twice per week for 6 weeks cost is per 6 week	116.36	116.36	128.00
<u>Aerobics/aquarobics</u>			
Per person per class	16.82	17.27	19.00
Per person per class (f/t student, health care card, senior's card concession)	11.27	11.82	13.00
Discount tickets - book of 10	10% Discount	10% Discount	10% Discount
Discount tickets - book of 20	15% Discount	15% Discount	15% Discount
Discount tickets - book of 50	20% Discount	20% Discount	20% Discount

DESCRIPTION	ADOPTED FEE 2018/19 (Exc GST)	ADOPTED FEE 2019/20 (Exc GST)	ADOPTED FEE 2019/20 (Inc GST)
Sports Stadium			
Sports courts (each per hour) - Community peak	49.09	50.45	55.50
Sports courts (each per hour) - Community Off-peak (9am-3pm, Mon-Fri)	37.27	38.18	42.00
# Volleyball Courts 5 & 6 (i.e. smaller courts)	26.36	27.27	30.00
Sports courts (each per hour) commercial	68.64	70.45	77.50
Community half court - per hour	24.55	25.45	28.00
Badminton Court - per hour	16.82	17.27	19.00
Casual Basketball (Individual fee*) conditions apply	6.36	6.36	7.00
Casual Basketball (Individual fee*) school student rate conditions apply	2.73	2.73	3.00
Whole of stadium hire per day	578.18	590.91	650.00
Whole of stadium hire bond	500.00	500.00	500.00
Crèche/Activity Room			
Crèche / activity room per hour (Commercial)	39.27	40.45	44.50
Crèche / activity room per hour (Community)	29.91	30.91	34.00
Crèche / per child per session	5.45	5.64	6.20
Per Child per session (Book of 5)	23.64	23.64	26.00
Per Child per session (Book of 10)	33.64	36.36	40.00
Vacation Care Program	68.00	70.00	70.00
MEMBERSHIP PACKAGES			
Casual Day Pass (Gym/Aerobics/Pool/Spa/Sauna)	21.82	22.73	25.00
Swim membership: [per person per annum]			
Individual (Adult)	542.73	542.73	597.00
6 months membership	350.91	350.91	386.00
3 months membership	251.82	251.82	277.00
1 months membership	88.18	88.18	97.00
Concession (Child, Health care card, seniors card, f/t student)	436.36	436.36	480.00
6 months membership	309.09	309.09	340.00
3 months membership	224.55	224.55	247.00
1 months membership	78.18	78.18	86.00
Double (each)	488.18	488.18	537.00
Off Peak (11.00 a.m. to 3.00 p.m. - Monday to Friday)	389.09	389.09	428.00
Direct Debit - fortnightly deduction	21.82	21.82	24.00
Direct Debit - fortnightly concession	18.18	18.18	20.00
Direct Debit - fortnightly double	20.00	20.00	22.00
Gym: [per person per annum]			
Individual	650.00	666.36	733.00
6 months membership	418.18	431.82	475.00
3 months membership	300.00	307.27	338.00
1 months membership	104.55	109.09	120.00
Concession [Child, Health care card, seniors card, f/t student)	549.09	562.73	619.00
6 months membership	367.27	376.36	414.00
3 months membership	263.64	270.00	297.00
1 months membership	90.91	92.73	102.00
Double (each)	599.09	613.64	675.00
Off Peak (11.00 a.m. to 3.00 p.m. - Monday to Friday)	449.09	460.00	506.00
Direct Debit - fortnightly deduction	23.64	24.55	27.00
Direct Debit - fortnightly concession	20.00	20.45	22.50
Direct Debit - fortnightly double	21.82	22.73	25.00

DESCRIPTION	ADOPTED FEE 2018/19 (Exc GST)	ADOPTED FEE 2019/20 (Exc GST)	ADOPTED FEE 2019/20 (Inc GST)
Group Fitness Classes only: [per person per annum]			
Individual	650.00	666.36	733.00
6 months membership	418.18	428.18	471.00
3 months membership	300.00	307.27	338.00
1 months membership	104.55	109.09	120.00
Concession [Child, Health care card, seniors card, f/t student)	549.09	562.73	619.00
6 months membership	367.27	376.36	414.00
3 months membership	263.64	270.00	297.00
1 months membership	90.91	92.73	102.00
Double (each)	599.09	613.64	675.00
Direct Debit - fortnightly deduction	23.64	24.55	27.00
Direct Debit - fortnightly concession	20.00	20.45	22.50
Direct Debit - fortnightly double	21.82	22.27	24.50
Gym/Swim/Spa/Sauna: [per person per annum]			
Individual	840.91	861.82	948.00
6 months membership	551.82	565.45	622.00
3 months membership	394.55	404.55	445.00
1 months membership	140.91	145.45	160.00
Concession [Child, Health care card, seniors card, f/t student)	748.18	767.27	844.00
6 months membership	481.82	493.64	543.00
3 months membership	346.36	354.55	390.00
1 months membership	121.82	125.45	138.00
Double (each)	797.27	817.27	899.00
Off Peak (11.00 a.m. to 3.00 p.m. - Monday to Friday)	648.18	664.55	731.00
Direct Debit - fortnightly deduction	30.91	31.82	35.00
Direct Debit - fortnightly concession	27.27	28.18	31.00
Direct Debit - fortnightly double	29.09	30.91	34.00
Remote shift worker membership	630.91	454.55	500.00
	0.00	0.00	
Pay as you go cancellation fee	47.27	47.27	52.00
Replacement Membership Card	11.36	11.82	13.00
Corporate Packages			
Swim Club - (Club Access Only) per person per annum. A 25% discount applies on renewal.		25% Discount	25% Discount
# Corporate member Gym/Swim/Spa/Sauna [per person per annum] 10 plus members (each). A 20% discount applies on renewal.		20% Discount	20% Discount
# City of Busselton staff full membership. A 30% discount applies on renewal.		30% Discount	30% Discount
Rehabilitation membership (insurance) 3 month Full only	472.73	472.73	520.00
Health Suites			
Hire - Per day	54.55	54.55	60.00
Storage - per month	78.18	78.18	86.00
Meeting Room Hire			
Community - per hour	20.00	20.45	22.50
Commercial - per hour	33.64	34.55	38.00
Fitness Room Hires			
Community - per hour	34.55	35.45	39.00
Commercial - per hour	65.45	67.27	74.00

DESCRIPTION	ADOPTED FEE 2018/19 (Exc GST)	ADOPTED FEE 2019/20 (Exc GST)	ADOPTED FEE 2019/20 (Inc GST)
<u>BUSSELTON JETTY TOURIST PARK</u>			
Promotions at the discretion of the Chief Executive Officer			
<u>POWERED SITES</u>			
<u>Overnight Rates</u>			
Low Season - (2 Adults per night)	36.36	36.36	40.00
Mid Season - (2 Adults per night)	40.91	40.91	45.00
High Season - (2 Adults per night)	47.27	47.27	52.00
Low Season Pensioner Rate - (2 Adults per night)	31.82	31.82	35.00
Mid Season Pensioner Rate - (2 Adults per night)	36.36	36.36	40.00
Low Season - Single Person Rate (per night)	29.09	29.09	32.00
Mid Season - Single Person Rate (per night)	30.91	30.91	34.00
High Season - Single Person Rate (per night)	38.18	38.18	42.00
Extra Child per night	9.55	9.55	10.50
Extra Adults per night	12.73	12.73	14.00
Low Season Clubs - per site (2 persons) (Rate only applies in low season and 15 vans or more)	30.00	30.00	33.00
Mid Season Clubs - per site (2 persons) (Rate only applies in mid season and 15 vans or more)	34.55	34.55	38.00
<u>Weekly Rates</u>			
Up to 27 Days:			
Low Season - (2 Adults per week)	236.36	236.36	260.00
Mid Season - (2 Adults per week)	254.55	265.45	292.00
High Season - (2 Adults per week)	304.55	330.91	364.00
Low Season Pensioner Rate - (2 Adults per week)	204.55	204.55	225.00
Mid Season Pensioner Rate - (2 Adults per week)	227.27	236.36	260.00
Low Season - Single Person (per week)	186.36	186.36	205.00
Mid Season - Single Person (per week)	209.09	216.36	238.00
High Season - Single Person (per week)	245.45	267.27	294.00
Extra Child per week	60.00	61.82	68.00
Extra Adults per week	80.00	81.82	90.00
Low Season Clubs - per site (2 persons) (Rate only applies in low season and 15 vans or more)	190.91	190.91	210.00
Mid Season Clubs - per site (2 persons) (Rate only applies in mid season and 15 vans or more)	207.27	207.27	228.00
After 27 Days: (less than 90 days)			
Low Season - (2 Adults per week)	238.86	238.86	252.00
Mid Season - (2 Adults per week)	238.86	238.86	252.00
High Season - (2 Adults per week)	295.73	322.27	340.00
Low Season Pensioner Rate - (2 Adults per week)	199.05	199.05	210.00
Mid Season Pensioner Rate - (2 Adults per week)	199.05	199.05	210.00
Low Season - Single Person (per week)	184.83	184.83	195.00
Mid Season - Single Person (per week)	184.83	184.83	195.00
High Season - Single Person (per week)	235.07	255.92	270.00
<u>ONSITE PARK HOMES</u>			
<u>Overnight Rates</u>			
Overnight Rates (based on 2 people)			
Low Season Basic Cabin - up to maximum 4 (without ensuite) (no linen)	83.41	83.41	88.00

DESCRIPTION	ADOPTED FEE 2018/19 (Exc GST)	ADOPTED FEE 2019/20 (Exc GST)	ADOPTED FEE 2019/20 (Inc GST)
Mid Season Basic Cabin - up to maximum 4 (without ensuite) (no linen)	92.89	92.89	98.00
High Season Basic Cabin - up to maximum 4 (without ensuite)	125.12	125.12	132.00
Low Season Cockle Shell Cabins - up to maximum 4 people (ensuite) (linen to main bed)	108.06	108.06	114.00
Mid Season Cockle Shell Cabins - up to maximum 4 people (ensuite) (linen to main bed)	118.48	118.48	125.00
High Season Cockle Shell Cabins - up to maximum 4 people (ensuite) (linen to main bed)	140.28	140.28	148.00
Low Season Cowrie Shell Cabins - up to maximum 4 people (ensuite; linen to main bed)	125.12	125.12	132.00
Mid Season Cowrie Shell Cabins - up to maximum 4 people(ensuite;linen to main bed)	134.60	134.60	142.00
High Season Cowrie Shell Cabins - up to maximum of 4 people (ensuite;linen to main bed)	156.40	156.40	165.00
Low Season Nautilus Shell Cabin - up to maximum 5 people (ensuite;linen to main bed)	134.60	134.60	142.00
Mid Season Nautilus Shell Cabin - up to maximum 5 people (ensuite;linen to main bed)	146.92	146.92	155.00
High Season Nautilus Shell Cabin - up to maximum 5 people (ensuite;linen to main bed)	164.93	164.93	174.00
Low Season Olive Shell Cabin - up to maximum 5 people (ensuite;linen to main bed)	146.92	146.92	155.00
Mid Season Olive Shell Cabin - up to maximum 5 people (ensuite;linen to main bed)	159.24	159.24	168.00
High Season Olive Shell Cabin - up to maximum 5 people (ensuite;linen to main bed)	180.09	180.09	190.00
Low Season Fig Shell Cabin - up to maximum 5 people (ensuite;linen to main bed)	146.92	146.92	155.00
Mid Season Fig Shell Cabin - up to maximum 5 people (ensuite;linen to main bed)	159.24	159.24	168.00
High Season Fig Shell Cabin - up to maximum 5 people (ensuite;linen to main bed)	180.09	180.09	190.00
Extra (Age 4 and over)	11.37	11.37	12.00
Weekly Rates			
Low Season Basic Cabin - up to maximum 4 people (without ensuite) (no linen)	538.39	538.39	568.00
Mid Season Basic Cabin - up to maximum 4 people (without ensuite) (no linen)	585.78	603.79	637.00
High Season Basic Cabin - up to maximum 4 people (without ensuite) (no linen)	873.93	875.83	924.00
Low Season Cockle Shell Cabins - up to maximum 4 people (ensuite) (linen to main bed)	697.63	702.37	741.00
Mid Season Cockle Shell Cabins - up to maximum 4 people (ensuite) (linen to main bed)	748.82	769.67	812.00
High Season Cockle Shell Cabins - up to maximum 4 people (ensuite) (linen to main bed)	976.30	981.99	1,036.00
Low Season Cowrie Shell Cabins - up to maximum 4 people (ensuite;linen to main bed)	805.69	813.27	858.00
Mid Season Cowrie Shell Cabins - up to maximum 4 people (ensuite;linen to main bed)	848.34	874.88	923.00
High Season Cowrie Shell Cabins - up to maximum 4 people (ensuite;linen to main bed)	1,091.94	1,094.79	1,155.00
Low Season Nautilus Shell Cabin - up to maximum 5 people (ensuite;linen to main bed)	874.88	874.88	923.00
Mid Season Nautilus Shell Cabin - up to maximum 5 people(ensuite;linen to main bed)	938.39	954.50	1,007.00
High Season Nautilus Shell Cabin - up to maximum 5 people (ensuite;linen to main bed)	1,150.71	1,154.50	1,218.00

DESCRIPTION	ADOPTED FEE 2018/19 (Exc GST)	ADOPTED FEE 2019/20 (Exc GST)	ADOPTED FEE 2019/20 (Inc GST)
Low Season Olive Shell Cabin - up to maximum 5 people (ensuite;linen to main bed)	952.61	955.45	1,008.00
Mid Season Olive Shell Cabin - up to maximum 5 people (ensuite;linen to main bed)	1,016.11	1,035.07	1,092.00
High Season Olive Shell Cabin - up to maximum 5 people (ensuite;linen to main bed)	1,256.87	1,260.66	1,330.00
Low Season Fig Shell Cabin - up to maximum 5 people (ensuite;linen to main bed)	952.61	955.45	1,008.00
Mid Season Fig Shell Cabin - up to maximum 5 people (ensuite;linen to main bed)	1,016.11	1,035.07	1,092.00
High Season Fig Shell Cabin - up to maximum 5 people (ensuite;linen to main bed)	1,256.87	1,260.66	1,330.00
<u>SEMI PERMANENTS</u>			
<i>Resident Leaves Van Onsite</i>			
Annual charge entitles 90 days use for 2 people (includes one parking space only)	5,023.70	5,118.48	5,400.00
Annual charge entitles 90 days use for 2 people - discounted for early payment prior to 31/07 (includes one parking space only)	4834.12	4,928.91	5,200.00
Parking fee - One parking space is provided with stay up to 90 days - per week fee for vehicles (including boats) after 90 days	18.96	18.96	20.00
<i>**Patrons selling their caravans or park homes must remove them from the Busselton Jetty Tourist Park</i>			
<u>MISCELLANEOUS</u>			
Booking Cancellation Fee	34.55	34.55	38.00
Washing Machines/ Dryers	3.64	3.64	4.00
Refill of 9kg gas bottle	38.18	38.18	42.00
Shower charge	7.27	7.27	8.00
Linen hire per single bed	7.27	7.27	8.00
Linen hire per queen / double bed	10.91	10.91	12.00
Additional charge for electricity use for caravan air conditioners - per day	10.91	10.91	12.00
<u>ARTGEO CULTURAL COMPLEX</u>			
<u>Bonds & Cancellations</u>			
Facility Hire Bond	200.00	200.00	200.00
Facility Cancellation Fee (less than 1 weeks notice given)	20% of Total Booking Fee	20% of Total Booking Fee	20% of Total Booking Fee
<u>ArtGeo Gallery (7 Queen St)</u>			
<i>**Bond applicable for one-off events</i>			
Per one-off event -includes kitchen access (excluding exhibitions)	331.82	340.91	375.00
Rental for ArtGeo Gallery Exhibition space per week	209.09	213.64	235.00
<i>Additional exhibition costs are based on cost recovery - based on the individual artists requirements</i>			
<u>Commission Rates on Art Sales</u>			
Community Groups	20% of retail sale plus GST	20% of retail sale plus GST	20% of retail sale plus GST
ArtGeo Gallery	34% of retail sale plus GST	34% of retail sale plus GST	34% of retail sale plus GST

DESCRIPTION	ADOPTED FEE 2018/19 (Exc GST)	ADOPTED FEE 2019/20 (Exc GST)	ADOPTED FEE 2019/20 (Inc GST)
<i>ArtGeo Gallery - Please Note - Protocol requires that established artists with an established representing gallery share sales commission between the temporary gallery and the permanent.</i>			
<u>Studio Hire (4 Queen St)</u>			
**Bond Applicable			
<u>Stable 1</u>			
Per week	60.00	61.82	68.00
<u>Stable 2</u>			
Per week	100.00	102.73	113.00
<i>Artists required to apply and sign lease with a 6 month minimum term</i>			
<u>Storage Fee</u>			
Storage Fee per week	50.00	50.91	56.00
<u>Fodder Room (4 Queen St)</u>			
**Bond Applicable			
Per half day (1 to 3 hours)	31.82	32.73	36.00
Per day (4 hours or more)	49.09	50.00	55.00
Per day (on permanent weekly booking)	41.82	43.64	48.00
<u>Courthouse Complex Hire Spaces (4 Queen St)</u>			
**Bond Applicable			
Old Courtroom (per week)	139.09	142.73	157.00
New Courtroom (per week)	192.73	198.18	218.00
Dayroom (per week)	87.27	89.09	98.00
Installation and dismantle fee (per hour)	45.45	46.36	51.00
<i>Artists required to apply & sign booking form. Additional exhibition charges based on cost-recovery are assessed on a case-by-case basis</i>			
<u>Commission Rates on Art Sales</u>			
Rostered Artists	20% of retail sale plus GST	20% of retail sale plus GST	20% of retail sale plus GST
Non-rostered Artists	30% of retail sale plus GST	30% of retail sale plus GST	30% of retail sale plus GST
Resident Artists	10% of retail sale plus GST	10% of retail sale plus GST	10% of retail sale plus GST
<i>Courthouse Gallery - Please Note - Protocol requires that established artists with an established representing gallery share sales commission between the temporary gallery and the permanent.</i>			
<u>Courtyard Hire (4 Queen St)</u>			
**Bond Applicable			
Per hour plus power costs if required	45.45	45.45	50.00
Per half day (1 to 3 hours) plus power costs if required	45.45	45.45	50.00
Per day (4 hours or more) plus power costs if required	90.91	90.91	100.00
Weekly hire	454.55	454.55	500.00
<i>50% discount for Stakeholder events (Cultural Precinct tenants)</i>			
<u>Terrace Garden (4 Queen St)</u>			
**Bond Applicable			
Per hour plus power costs if required	45.45	45.45	50.00
Per half day (1 to 3 hours) plus power costs if required	45.45	45.45	50.00

DESCRIPTION	ADOPTED FEE 2018/19 (Exc GST)	ADOPTED FEE 2019/20 (Exc GST)	ADOPTED FEE 2019/20 (Inc GST)
Per day (4 hours or more) plus power costs if required	90.91	90.91	100.00
50% discount for Stakeholder events (Cultural Precinct tenants)			
<u>BUSSELTON-MARGARET RIVER REGIONAL AIRPORT</u>			
The City of Busselton reserves the right to establish Pricing Arrangements, incorporating elements of the standard fees and charges listed below with partners (including RPT and Open & Closed Charters) based on commercial arrangements.			
<u>Passenger Fees</u>			
Passenger facilitation fee for RPT flights (arriving & departing passengers)	POA *	POA *	POA *
Passenger Screening charge (departing passengers only) for RPT and passengers requiring screening during the RPT operational period applies.	POA *	POA *	POA *
Passenger Facilitation Fee for Open & Closed Charter Flights (per departing passenger) utilising the terminal building	20.00	20.00	22.00
POA* - Price on Application. Contact City of Busselton for further information.			
<u>Landing Fees & General Aviation Charges</u>			
Fixed and Rotary wing Aircraft 0 -999 kg MTOW (Flat fee per landing)	4.55	4.55	5.00
Fixed and Rotary wing Aircraft 1,000 -1,999 kg MTOW (Flat fee per landing)	8.18	8.18	9.00
Fixed and Rotary wing Aircraft 2000 - 5699 kg MTOW per part 1000kg	15.09	15.45	17.00
Fixed and Rotary wing Aircraft 5700 - 19,999 kg MTOW per part 1000kg	18.82	17.27	19.00
Fixed and Rotary wing Aircraft greater than 20,000 kg MTOW per part 1000kg	18.82	19.09	21.00
An annual landing fee (optional to per landing fee) for private operators who are City of Busselton Residents or have permanently hangared aircraft including helicopters with a MTOW less than 3000kg MTOW	194.55	200.00	220.00
An annual landing fee (optional to per landing fee) for commercial operators who are City of Busselton Residents or have permanently hangared aircraft including helicopters with a MTOW less than 3000kg MTOW	818.18	840.91	925.00
Apron parking bays 1-11 only, per day - First 3 hrs free	29.09	29.09	32.00
General Aviation hardstand parking only, per day - First 24 hours free	9.09	9.09	10.00
Emergency Services consisting of Royal Flying Doctor Service, Aerorescue, SLSWA Rescue Helicopter, DFES including Water Bombers, Fire Spotters and Helicopters and Police Air Wing	Nil	Nil	Nil
<u>Car Park</u>			
Per motor vehicle / motor bike per day	4.55	4.55	5.00
Lost parking validation ticket	77.27	77.27	85.00

DESCRIPTION	ADOPTED FEE 2018/19 (Exc GST)	ADOPTED FEE 2019/20 (Exc GST)	ADOPTED FEE 2019/20 (Inc GST)
<u>Other Fees</u>			
ARO afterhours Call out including- Fuel, CEO Non-conforming activity, carpark, airside escorts - Rate per hour (Minimum 3 hours). No charge for Local Stand-By, Full emergency, crash on airport	68.18	70.00	77.00
Flight Training Permits (as defined in the City of Busselton Noise Management Plan on approval by the City only)	200.00	205.00	205.00
Fee for any commercial or private activity that requires a City approved permit or licence	181.82	186.36	205.00
Airport Reporting Officer airside escort, rate per hour for ARO time > 30 minutes (not including Local Standby, Full Emergency, Crash on Airport with ARO in attendance)	38.18	39.09	43.00
Hanger Hire Parking Fee (min 200sqm) per sqm per week	New	1.10	1.10
Drive up Aircraft stair hire per hour	New	By Agreement	By Agreement
Airside Environmental Clean up charges + materials and disposal of waste	New	Cost Recovery	Cost Recovery
<u>LIBRARY CHARGES</u>			
Replacement Library Membership Cards	5.00	5.00	5.00
Library Bags - Red	1.36	1.36	1.50
Photocopy Charges (per copy) - black & white	0.18	0.18	0.20
Photocopy Charges (per copy) - colour	1.82	1.82	2.00
Image Reproduction - Personal Use - First Image	6.36	6.36	7.00
Image Reproduction - Personal Use - All Subsequent Images	1.36	1.36	1.50
Image Reproduction - Commercial Use - First Image	27.27	27.27	30.00
Image Reproduction - Commercial Use - All Subsequent Images	6.36	6.36	7.00
Printing from the Internet - per A4 copy	0.18	0.18	0.20
USB Sticks	10.91	10.91	12.00
Public Internet - Guest Pass	1.82	1.82	2.00
External Loan Fee	15.00	15.00	16.50
External Loan - Administration Fee	43.27	43.27	47.60
Sale of discarded local stock - Adult Non fiction	2.73	2.73	3.00
Sale of discarded local stock - Adult fiction	1.82	1.82	2.00
Sale of discarded local stock - Junior	0.91	0.91	1.00
Sale of discarded local stock - Special Items	Market Rate	Market Rate	Market Rate



2 Southern Drive, Busselton
Locked Bag 1, Busselton WA 6280
(08) 9781 0444
city@busselton.wa.gov.au
www.busselton.wa.gov.au