

Please note: These minutes  
are yet to be confirmed as a  
true record of proceedings

**CITY OF BUSSELTON**

**MINUTES FOR THE FINANCE COMMITTEE MEETING HELD ON 20 JANUARY 2021**

**TABLE OF CONTENTS**

<b>ITEM NO.</b>	<b>SUBJECT</b>	<b>PAGE NO.</b>
1.	DECLARATION OF OPENING AND ANNOUNCEMENT OF VISITORS.....	2
2.	ATTENDANCE .....	2
3.	PUBLIC QUESTION TIME.....	2
4.	DISCLOSURE OF INTERESTS .....	2
5.	CONFIRMATION OF MINUTES .....	3
5.1	Minutes of the Finance Committee Meeting held 25 November 2020 .....	3
6.	REPORTS .....	4
6.1	LIST OF PAYMENTS MADE - NOVEMBER 2020 .....	4
6.2	FINANCIAL ACTIVITY STATEMENTS - YEAR TO DATE AS AT 30 NOVEMBER 2020 .....	18
6.3	RETURN ON THE CITY'S INVESTED FUNDS IN A LOW INTEREST RATE ENVIRONMENT .....	50
6.4	BUDGET AMENDMENT REQUEST / REVIEW - FINANCE & CORPORATE SERVICES - JANUARY 2021 .....	55
7.	GENERAL DISCUSSION ITEMS .....	110
8.	NEXT MEETING DATE .....	110
9.	CLOSURE .....	110

## MINUTES

MINUTES OF FINANCE COMMITTEE HELD IN COMMITTEE ROOM, ADMINISTRATION BUILDING,  
SOUTHERN DRIVE, BUSSELTON, ON 20 JANUARY 2021 AT 9.00AM.

### 1. DECLARATION OF OPENING AND ANNOUNCEMENT OF VISITORS

The Presiding Member opened the meeting at 9.03am.

The Presiding Member noted this meeting is held on the lands of the Wadandi people and acknowledged them as Traditional Owners, paying respect to their Elders, past and present, and Aboriginal Elders of other communities who may be present.

### 2. ATTENDANCE

#### Presiding Member:

Cr Phill Cronin

#### Members:

Cr Sue Riccelli

Cr Jo Barrett-Lennard

Cr Ross Paine (*Deputy Member*)

Cr Kelly Hick (*Deputy Member*)

#### Officers:

Mr Tony Nottle, Director, Finance and Corporate Services

Mr Paul Sheridan, Manager, Financial Services

Ms Melissa Egan, Governance Officer

#### Apologies:

Cr Paul Carter

Cr Grant Henley

### 3. PUBLIC QUESTION TIME

Nil

### 4. DISCLOSURE OF INTERESTS

Nil

**5. CONFIRMATION OF MINUTES**

**5.1 Minutes of the Finance Committee Meeting held 25 November 2020**

**COMMITTEE DECISION**


**F2101/001** Moved Councillor J Barrett-Lennard, seconded Councillor P Cronin

**That the Minutes of the Finance Committee Meeting held 25 November 2020 be confirmed as a true and correct record.**

**CARRIED 5/0**

## 6. REPORTS

### 6.1 LIST OF PAYMENTS MADE - NOVEMBER 2020

<b>STRATEGIC GOAL</b>	6. LEADERSHIP Visionary, collaborative, accountable
<b>STRATEGIC OBJECTIVE</b>	6.1 Governance systems, process and practices are responsible, ethical and transparent.
<b>SUBJECT INDEX</b>	Financial Operations
<b>BUSINESS UNIT</b>	Financial Services
<b>REPORTING OFFICER</b>	Manager Financial Services - Paul Sheridan
<b>AUTHORISING OFFICER</b>	Director Finance and Corporate Services - Tony Nottle
<b>NATURE OF DECISION</b>	Noting: The item is simply for information purposes and noting
<b>VOTING REQUIREMENT</b>	Simple Majority
<b>ATTACHMENTS</b>	Attachment A List of Payments November 2020 

### COMMITTEE RECOMMENDATION AND OFFICER RECOMMENDATION

**F2101/002** Moved Councillor S Riccelli, seconded Councillor J Barrett-Lennard

That the Council notes payment of voucher numbers M118375 – M118428, EF075128 – EF076010, T7534 – T7537, DD004320 – DD004348 together totalling \$8,904,207.37.

**CARRIED 5/0**

### **EXECUTIVE SUMMARY**

This report provides details of payments made from the City's bank accounts for the month of November 2020, for noting by the Council and recording in the Council Minutes.

### **BACKGROUND**

The *Local Government (Financial Management) Regulations 1996* (the Regulations) requires that, when the Council has delegated authority to the Chief Executive Officer to make payments from the City's bank accounts, a list of payments made is prepared each month for presentation to, and noting by, the Council.

### **OFFICER COMMENT**

In accordance with regular custom, the list of payments made for the month of November 2020 is presented for information.

### Statutory Environment

Section 6.10 of the *Local Government Act 1995* and more specifically Regulation 13 of the Regulations refer to the requirement for a listing of payments made each month to be presented to the Council.

### Relevant Plans and Policies

There are no relevant plans or policies to consider in relation to this matter.

### Financial Implications

There are no financial implications associated with the officer recommendation.

### Stakeholder Consultation

No external stakeholder consultation was required or undertaken in relation to this matter.



**Risk Assessment**

An assessment of the potential implications of implementing the officer recommendation has been undertaken using the City's risk management framework, with risks assessed taking into account any controls already in place. No risks of a medium or greater level have been identified.

**Options**

Not applicable.

**CONCLUSION**

The list of payments made for the month of November 2020 is presented for information.

**TIMELINE FOR IMPLEMENTATION OF OFFICER RECOMMENDATION**

Not applicable.



LISTING OF PAYMENTS MADE  
UNDER DELEGATED AUTHORITY  
FOR THE MONTH OF NOVEMBER 2020

MUNICIPAL ACCOUNT	CHEQUE # 118375 - 118428	\$ 74,477.53
ELECTRONIC TRANSFER PAYMENTS	EFT075128 - EFT076010	\$ 7,097,583.20
TRUST ACCOUNT	TRUST ACCOUNT # 7534 - 7537	\$ 42,540.65
INTERNAL PAYMENT VOUCHERS	DD4320 - DD4348	\$ 106,280.88
PAYROLL PAYMENTS	01.11.20 - 30.11.20	\$ 1,583,325.11
		<b>\$ 8,904,207.37</b>

CHEQUE PAYMENTS NOVEMBER 2020				
DATE	REF #	NAME	DESCRIPTION	AMOUNT
17/11/2020	118399	ANTHONY HUBBARD	REFUND OF ANIMAL TRAP BOND	\$ 100.00
6/11/2020	118390	AR & AB FULCHER	REFUND OF RATE OVERPAYMENT	\$ 2,000.00
13/11/2020	118413	ASHLEY SPENCER	DONATION COMPETE AUSTRALIAN JNR ONLINE SURF COMPETITION	\$ 300.00
25/11/2020	118422	BELIZAE ILIC	ART GEO-ARTISTS SALES	\$ 2,500.00
25/11/2020	118420	BELQAI KOTAI	ART GEO-ARTISTS SALES	\$ 500.00
12/11/2020	118410	BUSSELTON ART SOCIETY INC	DONATION 62ND ANNUAL ART IN THE PARK	\$ 500.00
25/11/2020	118425	BUSSELTON FOOTBALL AND SPORTSMAN'S CLUB	DONATION TO ASSIST WITH HIRE OF CATERING EQUIPMENT FOR LEAVERS	\$ 944.70
12/11/2020	118405	BUSSELTON JETTY INC	DONATION TOWARD JETTY ENTRY FEES	\$ 160.00
25/11/2020	118417	BUSSELTON JETTY TOURIST PARK	REFUND OF DEPOSIT PAID	\$ 700.00
17/11/2020	118398	BUSSELTON PUBLIC LIBRARY - PETTY CASH	PETTY CASH REIMBURSEMENT	\$ 241.69
6/11/2020	118385	C & B WALLER	CROSSOVER SUBSIDY PAYMENT	\$ 301.90
6/11/2020	118381	CALLOWS CORNER NEWS	NEWSAGENCY / NEWSPAPERS/STATIONERY SUPPLIES	\$ 274.60
6/11/2020	118376	CALLOWS CORNER NEWSAGENCY	NEWSAGENCY / NEWSPAPERS/STATIONERY SUPPLIES	\$ 37.40
6/11/2020	118382	CAPEL TRANSPORT	COURIER SERVICES	\$ 75.01
8/11/2020	118391	CHILD AUSTRALIA	REFUND FACILITY HIRE FEE	\$ 52.50
25/11/2020	118423	CHRISTIAN FLETCHER	ART GEO-ARTISTS SALES	\$ 10,000.00
6/11/2020	118378	CITY OF BUSSELTON - PETTY CASH	PETTY CASH REIMBURSEMENT	\$ 381.50
5/11/2020	118393	COMMISSIONER OF STATE REVENUE	REFUND OF RATE OVERPAYMENT	\$ 678.72
18/11/2020	118414	CROWN MELBOURNE	ACCOMMODATION DURING TRAINING NOTTE/REDELL	\$ 856.60
6/11/2020	118386	D VAIDYATHILAKA & D WEERATHUNGA	CROSSOVER SUBSIDY PAYMENT	\$ 337.40
17/11/2020	118402	DEBRA FROUD	REFUND OF RATE OVERPAYMENT	\$ 128.02
30/11/2020	118428	DEPARTMENT OF TRANSPORT	PURCHASE OF SPECIAL SERIES NUMBER PLATES	\$ 327.00
25/11/2020	118419	DESIREE CROSSING	ART GEO-ARTISTS SALES	\$ 500.00
6/11/2020	118392	DIABETES WA	REFUND FACILITY HIRE FEE	\$ 33.60
6/11/2020	118380	DUNSBOROUGH PUBLIC LIBRARY - PETTY CASH	PETTY CASH REIMBURSEMENT	\$ 95.85
17/11/2020	118397	DUNSBOROUGH PUBLIC LIBRARY - PETTY CASH	PETTY CASH REIMBURSEMENT	\$ 206.75
12/11/2020	118406	DUNSBOROUGH PRIMARY SCHOOL	DONATION Y6 GRADUATION BOOKS	\$ 100.00
25/11/2020	118421	EVA FERNANDEZ	ART GEO-ARTISTS SALES	\$ 500.00
17/11/2020	118400	FILMBITES SCREEN ACADEMY	REFUND OF HALL & KEY DEPOSITS	\$ 200.00
6/11/2020	118383	FRED ROSE EXCAVATOR HIRE	EARTHMOVING - WASTE FACILITY & ROADWORKS	\$ 11,253.00
6/11/2020	118387	G & A MARIOTTO	CROSSOVER SUBSIDY PAYMENT	\$ 166.10
12/11/2020	118407	GEOGRAPHE PRIMARY SCHOOL	DONATION MALE CITIZENSHIP AWARD	\$ 100.00
17/11/2020	118404	GW & AM BUDD	REFUND OF RATE OVERPAYMENT	\$ 35.00
17/11/2020	118401	ICR & ML MACKENZIE	REFUND OF RATE OVERPAYMENT	\$ 100.00
6/11/2020	118388	JEFFREY BOVELL	REFUND OF RATE OVERPAYMENT	\$ 792.00
17/11/2020	118403	LESLEY BUTLER	REFUND OF RATE OVERPAYMENT	\$ 808.07
12/11/2020	118408	LIONS CLUB OF VASSE	DONATION CAROLS BY CANDLELIGHT	\$ 600.00
25/11/2020	118418	MICHAEL WISE	ART GEO-ARTISTS SALES	\$ 500.00
13/11/2020	118411	OTIS NORTH	DONATION COMPETE AUSTRALIAN JNR ONLINE SURF COMPETITION	\$ 300.00
26/11/2020	118427	OUR LADY OF CAPE PRIMARY SCHOOL	DONATION TO ASSIST WITH YEAR 5 GRADUATION MASS	\$ 100.00
13/11/2020	118396	PAYMENT CANCELLED	PAYMENT CANCELLED	\$ -
13/11/2020	118412	REMY NORTH	DONATION COMPETE AUSTRALIAN JNR ONLINE SURF COMPETITION	\$ 300.00
25/11/2020	118424	SOUTHWEST INDOONESIAN COMMUNITY	DONATION TO HOST CHRISTMAS EVENT	\$ 600.00
26/11/2020	118426	ST MARY MACKELLOP	DONATION TO ASSIST WITH GRADUATION & AWARDS NIGHT	\$ 300.00
6/11/2020	118377	TELSTRA CORPORATION	COMMUNICATION SERVICES	\$ 11,096.54
13/11/2020	118394	TELSTRA CORPORATION	COMMUNICATION SERVICES	\$ 176.87
18/11/2020	118415	TELSTRA CORPORATION	COMMUNICATION SERVICES	\$ 9,161.19
6/11/2020	118375	TERRY WHITE CHEMIST	FIRST AID SUPPLIES	\$ 249.75
6/11/2020	118384	THELMA WALLINGFORD	REFUND OF ANIMAL TRAP BOND	\$ 100.00
6/11/2020	118389	TI & JA SHARP	REFUND OF RATE OVERPAYMENT	\$ 632.90
12/11/2020	118409	VASSE PRIMARY SCHOOL	DONATION GRADUATION AWARDS CEREMONY	\$ 100.00
6/11/2020	118379	WATER CORPORATION	WATER SERVICES	\$ 7,548.95
13/11/2020	118395	WATER CORPORATION	WATER SERVICES	\$ 4,923.50
18/11/2020	118416	WATER CORPORATION	WATER SERVICES	\$ 1,500.42
				<b>\$ 74,477.53</b>

EFT PAYMENTS NOVEMBER 2020				
DATE	REF #	NAME	DESCRIPTION	AMOUNT
27/11/2020	75780	3E CONSULTING ENGINEERS PTY LTD	CONSULTANCY SERVICES	\$ 440.00
1/12/2020	76002	A AYERS & S TURNER	BJTP REFUND	\$ 205.00
12/11/2020	75463	A M TAYLOR	ART SALES	\$ 4.20
4/11/2020	75270	AAA WELDING AND FABRICATION SERVICES	WELDING AND FABRICATION SERVICES	\$ 3,718.00
4/11/2020	75206	ABC ENVIRONMENTAL CONSULTING PTY LTD	ENVIRONMENTAL CONSULTING	\$ 4,125.00
27/11/2020	75828	ABC ENVIRONMENTAL CONSULTING PTY LTD	ENVIRONMENTAL CONSULTING	\$ 1,936.00
27/11/2020	75965	ABS OFFICIAL RECEIPTS ACCOUNT	STATISTICAL INFORMATION	\$ 1,994.50
4/11/2020	75305	AC FORSTER & SON	PLUMBING SERVICES	\$ 803.00
27/11/2020	75924	AC FORSTER & SON	PLUMBING SERVICES	\$ 2,574.00
4/11/2020	75209	ACCENDO AUSTRALIA PTY LTD	ENVIRONMENTAL SERVICES	\$ 3,184.50
27/11/2020	75966	ACROMAT	SPORT EQUIPMENT SUPPLIES	\$ 1,281.12



DATE	REF #	NAME	DESCRIPTION	AMOUNT
4/11/2020	75196	ACTING UP	BOND REFUND	\$ 800.00
4/11/2020	75336	ACTIV FOUNDATION INC	Regular Mowing, Property Maintenance, Litter Collection services across Coll	\$ 23,736.35
12/11/2020	75590	ACTIV FOUNDATION INC	Regular Mowing, Property Maintenance, Litter Collection services across Coll	\$ 35,746.15
27/11/2020	75947	ACTIV FOUNDATION INC	MAINTENANCE SERVICES	\$ 100.00
4/11/2020	75267	ACTIVTEC SOLUTIONS	SERVICES & REPAIRS TO MEDICAL EQUIPMENT	\$ 258.00
12/11/2020	75429	ACURIX NETWORKS	INTERNET WIFI ACCESS	\$ 3,330.80
27/11/2020	75786	ACURIX NETWORKS	INTERNET WIFI ACCESS	\$ 3,330.80
12/11/2020	75504	ADVAM PTY LTD	AIRPORT CARPARK CREDIT CARD TRANSACTIONS	\$ 346.19
4/11/2020	75221	ADVANCED DRIVEWAY SEALING	MAINTENANCE SERVICES	\$ 416.63
12/11/2020	75486	ADVANCED DRIVEWAY SEALING	MAINTENANCE SERVICES	\$ 885.50
19/11/2020	75675	ADVANCED DRIVEWAY SEALING	CANCELLED PAYMENT	\$ -
27/11/2020	75839	ADVANCED DRIVEWAY SEALING	MAINTENANCE SERVICES	\$ 5,210.30
4/11/2020	75254	ADVANCED HEARING WA PTY LTD	HEARING ASSESSMENT	\$ 105.00
27/11/2020	75853	AERODROME MANAGEMENT SERVICES	AIR SERVICES	\$ 1,760.00
4/11/2020	75251	AJ & B DOBBE	SURVEYING SERVICES	\$ 2,475.00
4/11/2020	75198	ALINTA SALES PTY LTD	ELECTRICITY	\$ 394.65
12/11/2020	75468	ALINTA SALES PTY LTD	ELECTRICITY	\$ 25.35
27/11/2020	75820	ALINTA SALES PTY LTD	ELECTRICITY	\$ 747.15
12/11/2020	75526	ALISON BURTON	ART SALES	\$ 69.30
27/11/2020	75791	ALL WEST BUILDING APPROVALS PTY LTD	BUILDING APPLICATION ASSESSMENTS	\$ 605.00
27/11/2020	75819	ALLENNA PTY LTD	MAINTENANCE SERVICES	\$ 363.00
4/11/2020	75380	ALLOY & STAINLESS PRODUCTS	PLANT PURCHASES / SERVICES / PARTS	\$ 1,106.60
4/11/2020	75277	ALLUVIUM CONSULTING PTY LTD	Living stream designs Vasse River	\$ 43,719.39
12/11/2020	75530	ALLUVIUM CONSULTING PTY LTD	Living stream designs Vasse River	\$ 20,330.20
18/11/2020	75680	ALPINE LAUNDRY PTY LTD	COMMERCIAL LAUNDRY	\$ 142.13
4/11/2020	75274	ALTUS GROUP CONSULTING PTY LTD	COST MANAGEMENT SERVICES	\$ 5,703.50
12/11/2020	75524	ALTUS GROUP CONSULTING PTY LTD	COST MANAGEMENT SERVICES	\$ 4,603.50
27/11/2020	75660	AMBER & EWAN CAMERON	SOCIAL MEDIA WEBSITE ENHANCEMENT	\$ 2,530.00
12/11/2020	75536	AMGROW AUSTRALIA PTY LTD	NURSERY SERVICES	\$ 418.00
4/11/2020	75342	AMITY SIGNS	SIGNAGE SERVICES	\$ 89.65
27/11/2020	75955	AMITY SIGNS	CANCELLED PAYMENT	\$ -
12/11/2020	75433	ANNA FOLEY	WELLNESS SERVICES	\$ 450.00
27/11/2020	75792	ANNA FOLEY	WELLNESS SERVICES	\$ 450.00
18/11/2020	75707	ANN-SOPHIE GERARDA SAINT	ANIMAL REGISTRATION REIMBURSEMENT	\$ 150.00
4/11/2020	75139	ARBOR GUY	TREE MAINTENANCE SERVICES	\$ 26,965.61
12/11/2020	75420	ARBOR GUY	TREE MAINTENANCE SERVICES	\$ 2,198.20
18/11/2020	75641	ARBOR GUY	TREE MAINTENANCE SERVICES	\$ 10,137.20
27/11/2020	75778	ARBOR GUY	TREE MAINTENANCE SERVICES	\$ 21,295.50
4/11/2020	75298	ARROW BRONZE	MEMORIAL PLAQUES SUPPLIER	\$ 559.07
4/11/2020	75384	ASCENT ENGINEERING PTY LTD	ENGINEERING SERVICES	\$ 4,950.00
4/11/2020	75273	ATLAS LINEN SERVICES	RENTAL LINEN	\$ 731.78
18/11/2020	75695	ATLAS LINEN SERVICES	RENTAL LINEN	\$ 289.85
27/11/2020	75887	ATLAS LINEN SERVICES	RENTAL LINEN	\$ 270.93
5/11/2020	75395	ATO EFT DEPOSITS TRUST A/C	PAYG TAXATION	\$ 224,266.00
19/11/2020	75759	ATO EFT DEPOSITS TRUST A/C	PAYG TAXATION	\$ 225,916.00
18/11/2020	75705	AUS-MEAT LIMITED	TRAINING SERVICES	\$ 300.00
4/11/2020	75248	AUSSIE BROADBAND PTY LTD	NBN BROADBAND	\$ 2,345.30
27/11/2020	75938	AUSTRALIA POST	POSTAL SERVICE	\$ 12,722.79
12/11/2020	75608	AUSTRALIA WIDE TAXATION	TRAINING SERVICES	\$ 295.00
27/11/2020	75962	AUSTRALIAN COMMUNICATIONS & MEDIA AUTHOR	COMMUNICATION SERVICES	\$ 45.00
4/11/2020	75250	AUSTRALIAN COMMUNITY MEDIA	ADVERTISING SERVICES	\$ 56.19
12/11/2020	75517	AUSTRALIAN COMMUNITY MEDIA	ADVERTISING SERVICES	\$ 4,234.01
4/11/2020	75132	AUSTRALIAN LIBRARY AND INFORMATION ASSOC	LIBRARY RESOURCES	\$ 238.00
27/11/2020	75774	AUSTRALIAN LIBRARY AND INFORMATION ASSOC	LIBRARY RESOURCES	\$ 88.00
5/11/2020	75396	AUSTRALIAN SERVICES UNION	UNION FEES	\$ 25.90
19/11/2020	75760	AUSTRALIAN SERVICES UNION	UNION FEES	\$ 25.90
18/11/2020	75741	AUTO ONE	PLANT PURCHASES / SERVICES / PARTS	\$ 3,933.54
4/11/2020	75258	AV TRUCK SERVICES PTY LTD	VEHICLE PARTS & MAINTENANCE	\$ 2,909.61
27/11/2020	75881	AV TRUCK SERVICES PTY LTD	VEHICLE PARTS & MAINTENANCE	\$ 891.00
12/11/2020	75443	AZILUTY	IT SOFTWARE	\$ 988.90
12/11/2020	75518	B MILLMAN	TENNIS COACHING	\$ 120.00
4/11/2020	75291	B&B HARDWARE	OUTDOOR POWER EQUIPMENT, SPARES, REPAIRS	\$ 91.36
4/11/2020	75340	B&B STREET SWEEPING	STREET SWEEPING SERVICE	\$ 440.00
12/11/2020	75594	B&B STREET SWEEPING	STREET SWEEPING SERVICE	\$ 2,691.46
18/11/2020	75731	B&B STREET SWEEPING	STREET SWEEPING SERVICE	\$ 27,571.55
27/11/2020	75953	B&B STREET SWEEPING	STREET SWEEPING SERVICE	\$ 1,197.75
12/11/2020	75540	BARBARA WEEKS	ART SALES	\$ 154.70
4/11/2020	75190	BARRY ALLEN ELECTRICAL SERVICES PTY LTD	ELECTRICAL SERVICES	\$ 5,069.35
27/11/2020	75816	BARRY ALLEN ELECTRICAL SERVICES PTY LTD	ELECTRICAL SERVICES	\$ 7,741.91
4/11/2020	75194	BATTERY WORLD BUNBURY	BATTERIES	\$ 919.60
12/11/2020	75466	BATTERY WORLD BUNBURY	BATTERIES	\$ 272.80
6/11/2020	75335	BAY SIGNS	CANCELLED PAYMENT	\$ -
12/11/2020	75589	BAY SIGNS	SIGNAGE SERVICES	\$ 7.70
27/11/2020	75946	BAY SIGNS	SIGNAGE SERVICES	\$ 1,397.60
27/11/2020	75803	BCP CIVIL & PLANT	EXCAVATOR & PLANT HIRE	\$ 10,750.00
1/12/2020	75997	BCP CIVIL & PLANT	EXCAVATOR & PLANT HIRE	\$ 2,131.26
12/11/2020	75455	BCP CONTRACTORS PTY LTD	EARTHWORKS	\$ 4,500.24
27/11/2020	75809	BCP CONTRACTORS PTY LTD	CANCELLED PAYMENT	\$ -
1/12/2020	75998	BCP CONTRACTORS PTY LTD	EARTHWORKS	\$ 1,500.00
4/11/2020	75261	BE INGRAM	CARPENTRY SERVICES	\$ 2,125.00
18/11/2020	75690	BE INGRAM	CARPENTRY SERVICES	\$ 2,250.00
4/11/2020	75390	BEACHLANDS LAWNMOWING SERVICE	LAWN MOWING SERVICE	\$ 300.00
27/11/2020	75994	BEACHLANDS LAWNMOWING SERVICE	LAWN MOWING SERVICE	\$ 300.00
4/11/2020	75383	BEACHSIDE BUILDING & MAINTENANCE	MAINTENANCE SERVICES	\$ 4,346.00
4/11/2020	75301	BELL FIRE EQUIPMENT CO	FIRE EQUIPMENT SUPPLIER	\$ 831.60
12/11/2020	75488	BELLROCK CLEANING SERVICES PTY LTD	CLEANING SERVICES	\$ 29,792.34
18/11/2020	75678	BELLROCK CLEANING SERVICES PTY LTD	CLEANING SERVICES	\$ 396.00
27/11/2020	75842	BELLROCK CLEANING SERVICES PTY LTD	CLEANING SERVICES	\$ 192.50
4/11/2020	75352	BENARA NURSERIES	NURSERY SUPPLIES	\$ 2,187.06
19/11/2020	75769	BENARA NURSERIES	NURSERY SUPPLIES	\$ 3,980.61
27/11/2020	75958	BENARA NURSERIES	NURSERY SUPPLIES	\$ 756.20
12/11/2020	75560	BETHANY DUNPHY	BTTP REFUND	\$ 298.00
12/11/2020	75542	BIBI FISHER	BTTP REFUND	\$ 135.00
12/11/2020	75454	BINDI NUTRITION PTY LTD	ENERGY AND NUTRITION PRODUCTS	\$ 383.24

DATE	REF #	NAME	DESCRIPTION	AMOUNT
4/11/2020	75296	BIO SOIL SOLUTIONS	LIQUID SOIL SOLUTIONS	\$ 3,300.00
27/11/2020	75907	BIO SOIL SOLUTIONS	LIQUID SOIL SOLUTIONS	\$ 1,375.00
4/11/2020	75141	BLUE TANG (WA) PTY LTD	LANDSCAPE ARCHITECTURAL SERVICES	\$ 1,133.00
27/11/2020	75845	BLUE WREN GALLERY	PICTURE FRAMING SERVICES	\$ 335.00
4/11/2020	75186	BLUESTEEL ENTERPRISES PTY LTD	EMERGENCY RESPONSE EQUIPMENT	\$ 487.51
18/11/2020	75662	BLUESTEEL ENTERPRISES PTY LTD	EMERGENCY RESPONSE EQUIPMENT	\$ 1,237.40
27/11/2020	75814	BLUESTEEL ENTERPRISES PTY LTD	EMERGENCY RESPONSE EQUIPMENT	\$ 223.99
18/11/2020	75664	BLUEWATER PRINT	PRINTED MATERIALS	\$ 275.00
4/11/2020	75363	BOC LIMITED	GAS SERVICES	\$ 1,247.84
12/11/2020	75570	BOC LIMITED	GAS SERVICES	\$ 2,596.84
27/11/2020	75922	BOC LIMITED	GAS SERVICES	\$ 87.47
4/11/2020	75293	BOLLARD SHOP OLD	TRAFFIC PRODUCTS	\$ 2,113.00
4/11/2020	75259	BOOMERING	12 X Adjustable netball & basketball towers	\$ 20,624.98
18/11/2020	75692	BRADLEY REYNOLDS	STAFF REIMBURSEMENT	\$ 3,000.00
4/11/2020	75283	BRETT TITERTON ELECTRICAL AND AIR CONDI	ELECTRICAL SERVICES	\$ 120.00
18/11/2020	75699	BRETT TITERTON ELECTRICAL AND AIR CONDI	ELECTRICAL SERVICES	\$ 280.00
4/11/2020	75147	BRIDGESTONE	TYRE SERVICES	\$ 1,687.07
18/11/2020	75644	BRIDGESTONE	TYRE SERVICES	\$ 1,408.99
27/11/2020	75784	BRIDGESTONE	TYRE SERVICES	\$ 82.72
12/11/2020	75628	BROADWATER BRICK PAVING	PAVING SERVICES	\$ 16,064.00
27/11/2020	75799	BROADWATER FENCING	MAINTENANCE SERVICES	\$ 3,300.00
12/11/2020	75584	BRUCE BUTLER	BOND REFUND	\$ 1,000.00
4/11/2020	75371	BSA ADVANCED PROPERTY SOLUTIONS	AIR CONDITIONING SERVICES	\$ 7,840.53
12/11/2020	75615	BSA ADVANCED PROPERTY SOLUTIONS	AIR CONDITIONING SERVICES	\$ 481.25
18/11/2020	75743	BSA ADVANCED PROPERTY SOLUTIONS	AIR CONDITIONING SERVICES	\$ 86.90
27/11/2020	75977	BSA ADVANCED PROPERTY SOLUTIONS	AIR CONDITIONING SERVICES	\$ 1,457.02
4/11/2020	75345	BSEWA	ELECTRICAL SERVICES	\$ 5,974.92
4/11/2020	75324	BUNBURY PLASTICS	MAINTENANCE SERVICES	\$ 143.00
4/11/2020	75295	BUNBURY TRUCKS	PLANT PURCHASES / SERVICES / PARTS	\$ 363.55
12/11/2020	75541	BUNBURY TRUCKS	PLANT PURCHASES / SERVICES / PARTS	\$ 92.41
4/11/2020	75349	BUNNINGS BUILDING SUPPLIES	HARDWARE SUPPLIES	\$ 2,259.29
12/11/2020	75598	BUNNINGS BUILDING SUPPLIES	HARDWARE SUPPLIES	\$ 393.31
18/11/2020	75733	BUNNINGS BUILDING SUPPLIES	HARDWARE SUPPLIES	\$ 851.45
27/11/2020	75957	BUNNINGS BUILDING SUPPLIES	HARDWARE SUPPLIES	\$ 875.38
12/11/2020	75521	BURGER BONES	ECONOMIC AND COMMUNITY GRANT	\$ 1,100.00
27/11/2020	75865	BUSSETTON ADVANCED DRIVER TRAINING	DRIVER TRAINING	\$ 1,095.00
12/11/2020	75596	BUSSETTON AERO CLUB INC	AERO CLUB	\$ 500.00
4/11/2020	75203	BUSSETTON AGRICULTURAL SERVICES (WA) PTY	RURAL SUPPLIES	\$ 103.85
18/11/2020	75669	BUSSETTON AGRICULTURAL SERVICES (WA) PTY	RURAL SUPPLIES	\$ 3,049.20
27/11/2020	75827	BUSSETTON AGRICULTURAL SERVICES (WA) PTY	RURAL SUPPLIES	\$ 190.00
4/11/2020	75191	BUSSETTON AUTO ELECTRICS	AUTO ELECTRICAL SERVICES	\$ 594.60
12/11/2020	75462	BUSSETTON AUTO ELECTRICS	AUTO ELECTRICAL SERVICES	\$ 416.80
4/11/2020	75150	BUSSETTON BEARING SERVICES	BEARING SUPPLIES	\$ 850.71
27/11/2020	75789	BUSSETTON BEARING SERVICES	BEARING SUPPLIES	\$ 930.64
4/11/2020	75346	BUSSETTON BOWLING CLUB INC	Community Assistance Grant	\$ 11,000.00
27/11/2020	75967	BUSSETTON CHAMBER OF COMMERCE AND INDUSTRY	MEMBERSHIP	\$ 150.00
4/11/2020	75134	BUSSETTON HYDRAULIC SERVICES INC	HYDRAULIC SERVICES	\$ 1,329.98
27/11/2020	75775	BUSSETTON HYDRAULIC SERVICES INC	HYDRAULIC SERVICES	\$ 542.39
4/11/2020	75144	BUSSETTON LOCKSMITH	SECURITY SUPPLIES	\$ 225.50
12/11/2020	75423	BUSSETTON LOCKSMITH	SECURITY SUPPLIES	\$ 508.75
18/11/2020	75679	BUSSETTON MEDICAL PRACTICE	MEDICAL SERVICES	\$ 91.30
27/11/2020	75843	BUSSETTON MEDICAL PRACTICE	MEDICAL SERVICES	\$ 275.00
4/11/2020	75322	BUSSETTON MOTORS	VEHICLE PURCHASES / SERVICES / PARTS	\$ 1,595.07
27/11/2020	75935	BUSSETTON MOTORS	VEHICLE PURCHASES / SERVICES / PARTS	\$ 884.58
4/11/2020	75337	BUSSETTON PEST & WEED CONTROL	PEST CONTROL SERVICES	\$ 11,109.24
12/11/2020	75591	BUSSETTON PEST & WEED CONTROL	PEST CONTROL SERVICES	\$ 4,288.09
18/11/2020	75726	BUSSETTON PEST & WEED CONTROL	PEST CONTROL SERVICES	\$ 110.00
27/11/2020	75948	BUSSETTON PEST & WEED CONTROL	PEST CONTROL SERVICES	\$ 16,949.59
27/11/2020	75959	BUSSETTON REFRIGERATION & AIRCON	REFRIGERATION/AIR CONDITIONING SERVICES	\$ 1,232.00
4/11/2020	75214	BUSSETTON REWIRODS	PLANT PURCHASES/SERVICES / PARTS	\$ 398.75
27/11/2020	75883	BUSSETTON REWIRODS	PLANT PURCHASES/SERVICES / PARTS	\$ 2,581.70
12/11/2020	75599	BUSSETTON STATE EMERGENCY SERVICE	PETTY CASH REIMBURSEMENT	\$ 784.82
4/11/2020	75329	BUSSETTON TELEPHONES & TECHNOLOGY	COMMUNICATION SERVICES	\$ 19.95
27/11/2020	75940	BUSSETTON TELEPHONES & TECHNOLOGY	COMMUNICATION SERVICES	\$ 540.00
27/11/2020	75919	BUSSETTON TOYOTA	VEHICLE PURCHASES / SERVICES / PARTS	\$ 18.48
4/11/2020	75302	BUSSETTON WATER	WATER SERVICES	\$ 58,670.33
12/11/2020	75569	BUSSETTON WATER	WATER SERVICES	\$ 1,320.00
18/11/2020	75710	BUSSETTON WATER	WATER SERVICES	\$ 10,614.68
27/11/2020	75920	BUSSETTON WATER	WATER SERVICES	\$ 3,210.04
4/11/2020	75297	C & C O'CONNELL	BOND REFUND	\$ 100.00
4/11/2020	75236	CAMPBELLS	GLC KIOSK PURCHASES	\$ 494.42
27/11/2020	75859	CAMPBELLS	GLC KIOSK PURCHASES	\$ 736.24
4/11/2020	75197	CAPE AUTOMATION	BOOM GATE ACCESS CONTROL	\$ 477.50
27/11/2020	75849	CAPE CONTAINERS	STORAGE AND EQUIPMENT HIRE & SALES	\$ 19,030.00
12/11/2020	75634	CAPE DRYCLEANERS	LINEN CLEANING SERVICES	\$ 95.70
27/11/2020	75788	CAPE LIFE PTY LTD	GARDEN SERVICES	\$ 3,360.00
18/11/2020	75667	CAPE NATURALISTE P&C CAFE	CATERING	\$ 150.00
4/11/2020	75207	CAPE SHADES	SHADE SAILS	\$ 4,785.00
12/11/2020	75472	CAPE SHADES	SHADE SAILS	\$ 3,220.00
4/11/2020	75359	CARDNO (WA) PTY LTD	CONSULTANCY SERVICES - Bussetton Road Network Upgrades	\$ 23,413.50
27/11/2020	75864	CARDNO (WA) PTY LTD	CONSULTANCY SERVICES	\$ 3,850.00
12/11/2020	75480	CARMEN ART	ART SALES	\$ 2,772.00
12/11/2020	75532	CAROL MULHEARN	ART SALES	\$ 23.10
12/11/2020	75562	CAROLYN MIOCEVICH	RATE REFUND	\$ 1,223.13
27/11/2020	75893	CARRAMAR COASTAL NURSERY	NURSERY SUPPLIES	\$ 1,155.00
12/11/2020	75445	CATALYTIC IT	IT EQUIPMENT AND SERVICES	\$ 5,115.00
4/11/2020	75241	CB TRAFFIC CONTROL	TRAFFIC MANAGEMENT SERVICES	\$ 12,622.68
12/11/2020	75508	CB TRAFFIC CONTROL	TRAFFIC MANAGEMENT SERVICES	\$ 12,025.11
18/11/2020	75687	CB TRAFFIC CONTROL	TRAFFIC MANAGEMENT SERVICES	\$ 217.80
27/11/2020	75867	CB TRAFFIC CONTROL	TRAFFIC MANAGEMENT SERVICES	\$ 11,350.12
27/11/2020	75892	CFC HOLDINGS PTY LTD	MACHINERY PARTS AND SERVICE	\$ 217.43
12/11/2020	75514	CHLOE ABILA STUDIOS	ART SALES	\$ 29.70
4/11/2020	75239	CHOICECHEM	BITUMEN REMOVER	\$ 675.68
27/11/2020	75864	CHOICECHEM	BITUMEN REMOVER	\$ 5,610.00
12/11/2020	75534	CHRISTINE CRESSWELL	ART SALES	\$ 4.20
4/11/2020	75356	CHUBB FIRE SAFETY	FIRE EQUIPMENT SERVICES	\$ 1,290.42



DATE	REF #	NAME	DESCRIPTION	AMOUNT
12/11/2020	75602	CHUBB FIRE SAFETY	FIRE EQUIPMENT SERVICES	\$ 9,025.50
27/11/2020	75961	CHUBB FIRE SAFETY	FIRE EQUIPMENT SERVICES	\$ 288.60
12/11/2020	75621	CITY AND REGIONAL FUELS	FUEL SERVICES	\$ 4,283.26
5/11/2020	75398	CITY OF BUSSELTON	STAFF PAYROLL DEDUCTIONS	\$ 5,262.53
5/11/2020	75400	CITY OF BUSSELTON	SOCIAL CLUB REIMBURSEMENT	\$ 222.00
19/11/2020	75762	CITY OF BUSSELTON	STAFF PAYROLL DEDUCTIONS	\$ 5,257.53
19/11/2020	75764	CITY OF BUSSELTON	SOCIAL CLUB REIMBURSEMENT	\$ 226.00
5/11/2020	75393	CITY OF BUSSELTON	PAYROLL DEDUCTIONS CHRISTMAS CLUB	\$ 3,052.18
5/11/2020	75394	CITY OF BUSSELTON	STAFF LOTTO	\$ 266.00
19/11/2020	75757	CITY OF BUSSELTON	PAYROLL DEDUCTIONS CHRISTMAS CLUB	\$ 3,252.18
19/11/2020	75758	CITY OF BUSSELTON	STAFF LOTTO	\$ 266.00
27/11/2020	75794	CIVIL/STRUCTURAL CONSULTING PTY LTD	STRUCTURAL INSPECTIONS	\$ 1,853.50
4/11/2020	75304	CJD EQUIPMENT PTY LTD	PLANT PURCHASES / SERVICES / PARTS	\$ 8,138.52
12/11/2020	75571	CJD EQUIPMENT PTY LTD	PLANT PURCHASES / SERVICES / PARTS	\$ 1,938.14
18/11/2020	75712	CJD EQUIPMENT PTY LTD	PLANT PURCHASES / SERVICES / PARTS	\$ 78.90
27/11/2020	75923	CJD EQUIPMENT PTY LTD	PLANT PURCHASES / SERVICES / PARTS	\$ 118.26
12/11/2020	75556	CLAIRE MITCHELL	ANIMAL REGISTRATION REFUND	\$ 150.00
12/11/2020	75609	CLEANAWAY	WASTE MANAGEMENT SERVICES	\$ 102,306.06
27/11/2020	75971	CLEANAWAY	WASTE MANAGEMENT SERVICES	\$ 292.38
12/11/2020	75581	CLEANAWAY OPERATIONS PTY LTD	MAINTENANCE PARTS WASHER	\$ 968.56
4/11/2020	75133	CLEVERPATCH	VACATION CARE SUPPLIES	\$ 124.62
27/11/2020	75875	CLINTON LONG PROJECT MANAGEMENT PTY LTD	HERITAGE RESTORATION SPECIALIST - Old Butcher Factory	\$ 148,660.73
4/11/2020	75174	CLOUTZ EVENT HIRE	AIRBRUSHING ENTERTAINMENT	\$ 997.44
6/11/2020	75403	CLOUTZ EVENT HIRE	AIRBRUSHING ENTERTAINMENT	\$ 249.36
4/11/2020	75372	COCA-COLA AMATIL	GLC KIOSK PURCHASES	\$ 637.86
27/11/2020	75978	COCA-COLA AMATIL	GLC KIOSK PURCHASES	\$ 679.94
4/11/2020	75288	COCCO LUIGI	CATERING	\$ 180.00
4/11/2020	75175	COLES.COM.AU	COUNCIL & STAFF REFRESHMENTS	\$ 1,206.97
12/11/2020	75453	COLES.COM.AU	COUNCIL & STAFF REFRESHMENTS	\$ 682.67
18/11/2020	75659	COLES.COM.AU	COUNCIL & STAFF REFRESHMENTS	\$ 74.80
27/11/2020	75807	COLES.COM.AU	COUNCIL & STAFF REFRESHMENTS	\$ 637.08
4/11/2020	75130	COLIN CAMPBELL DESIGN DRAFTING	DRAFTING/ENGINEERING SERVICES	\$ 8,120.00
4/11/2020	75183	COMBINED METAL INDUSTRIES	STEEL PRODUCTS SUPPLIER	\$ 81.50
12/11/2020	75416	COMBINED TEAM SERVICES	TRAINING SERVICES	\$ 995.00
18/11/2020	75704	COME, GRAZE, SOUTHWEST	CATERING FOOD SERVICES	\$ 610.00
4/11/2020	75226	COMPUTER WEST	INFORMATION TECHNOLOGY SUPPLIER	\$ 871.75
12/11/2020	75493	COMPUTER WEST	INFORMATION TECHNOLOGY SUPPLIER	\$ 871.75
12/11/2020	75566	COREY SMITH	STAFF REIMBURSEMENT	\$ 266.42
27/11/2020	75885	CORRIB SILVER BAY DEVELOPMENTS PTY LTD	RATE REFUND	\$ 2,500.00
4/11/2020	75208	CORSIGN WA PTY LTD	SIGNAGE AND TRAFFIC ACCESSORIES	\$ 1,513.60
12/11/2020	75473	CORSIGN WA PTY LTD	SIGNAGE AND TRAFFIC ACCESSORIES	\$ 308.00
18/11/2020	75671	CORSIGN WA PTY LTD	SIGNAGE AND TRAFFIC ACCESSORIES	\$ 4,708.00
27/11/2020	75896	CORY CROWBIE	MOTIVATIONAL AND DISABILITY SPEAKER	\$ 500.00
4/11/2020	75284	COUNTRYWIDE COMMERCIAL CEILINGS	CEILING SERVICES	\$ 4,210.80
18/11/2020	75719	COVENTRY GROUP LTD	MAINTENANCE SUPPLIES	\$ 1,993.31
4/11/2020	75260	CR. BARRETT-LENNARD	COUNCILLOR PAYMENT	\$ 2,837.56
27/11/2020	75882	CR. BARRETT-LENNARD	COUNCILLOR PAYMENT	\$ 491.16
4/11/2020	75189	CR. CARTER	COUNCILLOR PAYMENT	\$ 2,837.56
4/11/2020	75262	CR. COX	COUNCILLOR PAYMENTS	\$ 2,837.56
4/11/2020	75264	CR. CROWIN	COUNCILLOR PAYMENTS	\$ 2,837.56
4/11/2020	75224	CR. HICK	COUNCILLOR PAYMENT	\$ 4,538.91
12/11/2020	75487	CR. HICK	COUNCILLOR PAYMENT	\$ 221.65
4/11/2020	75223	CR. MILES	COUNCILLOR PAYMENT	\$ 2,837.56
4/11/2020	75187	CR. PAINE	COUNCILLOR PAYMENT	\$ 2,837.56
4/11/2020	75257	CR. RICCCELLI	COUNCILLOR PAYMENT	\$ 2,837.56
27/11/2020	75974	CRACKPOTS	STINGER NET SUPPLIER	\$ 6,850.80
4/11/2020	75157	CRANFORD PLUMBING PTY LTD	PLUMBING SERVICES	\$ 22,054.30
12/11/2020	75437	CRANFORD PLUMBING PTY LTD	PLUMBING SERVICES	\$ 1,597.72
18/11/2020	75649	CRANFORD PLUMBING PTY LTD	PLUMBING SERVICES	\$ 2,851.49
27/11/2020	75793	CRANFORD PLUMBING PTY LTD	PLUMBING SERVICES	\$ 7,513.37
4/11/2020	75179	CREATIVE EIGHT STUDIO	DESIGN SERVICES	\$ 300.00
27/11/2020	75908	CREATIVE HEART COUNSELLING	ARTIST WORKSHOP	\$ 1,680.00
4/11/2020	75370	CROSS SECURITY SERVICES	SECURITY SERVICES	\$ 922.24
12/11/2020	75614	CROSS SECURITY SERVICES	SECURITY SERVICES	\$ 1,999.24
18/11/2020	75742	CROSS SECURITY SERVICES	SECURITY SERVICES	\$ 110.00
27/11/2020	75976	CROSS SECURITY SERVICES	SECURITY SERVICES	\$ 737.00
27/11/2020	75870	CS LEGAL - CLOISTERS SQUARE	LEGAL RECOVERY ON RATING DEBTS	\$ 8,826.92
5/11/2020	75399	CSA OFFICIAL RECEIPTS ACCOUNT	SALARY DEDUCTIONS	\$ 839.96
19/11/2020	75763	CSA OFFICIAL RECEIPTS ACCOUNT	SALARY DEDUCTIONS	\$ 859.72
4/11/2020	75230	CURLY'S REMOVALS	FURNITURE TRANSPORT	\$ 190.00
27/11/2020	75851	CURLY'S REMOVALS	FURNITURE TRANSPORT	\$ 150.00
27/11/2020	75804	CYNTHIA DIX	ART SALES	\$ 799.50
4/11/2020	75170	D MCKENZIE T/A LITORIA ECOSERVICES	ECOSERVICES CONSULTANCY	\$ 7,484.40
12/11/2020	75448	D MCKENZIE T/A LITORIA ECOSERVICES	CONSULTANCY SERVICES	\$ 2,002.00
18/11/2020	75657	D MCKENZIE T/A LITORIA ECOSERVICES	CONSULTANCY SERVICES	\$ 3,080.00
12/11/2020	75503	DARRYL AND LEONIE STEAD	WATER CHARGES REIMBURSEMENT	\$ 148.05
4/11/2020	75128	DATA 3 LIMITED	General End Point Protection Renewal	\$ 13,954.82
27/11/2020	75772	DATA 3 LIMITED	CANCELLED PAYMENT	\$ -
3/12/2020	75995	DATA 3 LIMITED	Microsoft EA Renewal & Microsoft SCE Renewal	\$ 60,484.28
12/11/2020	75546	DAVID BETTELL	BLTP REFUND	\$ 62.00
12/11/2020	75572	DAVID GRAY & CO	GARBAGE BINS & PARTS SUPPLIER	\$ 4,197.60
4/11/2020	75355	DAVID MILDWATERS ELECTRICAL	MAINTENANCE SERVICES	\$ 9,166.27
12/11/2020	75601	DAVID MILDWATERS ELECTRICAL	MAINTENANCE SERVICES	\$ 4,163.50
18/11/2020	75736	DAVID MILDWATERS ELECTRICAL	MAINTENANCE SERVICES	\$ 1,645.38
4/11/2020	75339	DAYMASTER PTY LTD	BUILDING PRODUCT SUPPLIER	\$ 2,488.37
12/11/2020	75593	DAYMASTER PTY LTD	BUILDING PRODUCT SUPPLIER	\$ 134.40
18/11/2020	75729	DAYMASTER PTY LTD	BUILDING PRODUCT SUPPLIER	\$ 109.00
27/11/2020	75950	DAYMASTER PTY LTD	BUILDING PRODUCT SUPPLIER	\$ 994.96
4/11/2020	75249	DELNORTH PTY LTD	STEEL GUIDE POST SUPPLIER	\$ 1,049.40
4/11/2020	75343	DEPARTMENT OF FIRE AND EMERGENCY SERVICE	FIRE AND EMERGENCY SERVICES	\$ 3,681.86
27/11/2020	75956	DEPARTMENT OF FIRE AND EMERGENCY SERVICE	CANCELLED PAYMENT	\$ -
3/12/2020	76008	DEPARTMENT OF FIRE AND EMERGENCY SERVICE	FIRE AND EMERGENCY SERVICES	\$ 779,161.72
4/11/2020	75165	DEPARTMENT OF HUMAN SERVICES	CHARGES FOR CENTREPAY FACILITY	\$ 134.64
27/11/2020	75798	DEPARTMENT OF HUMAN SERVICES	CHARGES FOR CENTREPAY FACILITY	\$ 143.55
4/11/2020	75131	DEPARTMENT OF PREMIER AND CABINET STATE	LEGAL PUBLICATIONS	\$ 173.04
12/11/2020	75408	DEPARTMENT OF PREMIER AND CABINET STATE	LEGAL PUBLICATIONS	\$ 173.04



DATE	REF #	NAME	DESCRIPTION	AMOUNT
4/11/2020	75142	DEPARTMENT OF TRANSPORT	VEHICLE OWNERSHIP SEARCHES	\$ 84.40
18/11/2020	75642	DEPARTMENT OF TRANSPORT	VEHICLE OWNERSHIP SEARCHES	\$ 142.80
4/11/2020	75218	DEPARTMENT OF WATER AND ENVIRONMENT REGULATIONS	ENVIRONMENTAL SERVICES	\$ 44.00
27/11/2020	75836	DEPARTMENT OF WATER AND ENVIRONMENT REGULATIONS	ENVIRONMENTAL SERVICES	\$ 44.00
27/11/2020	75910	DEPT. LOCAL GOVT. SPORT & CULTURAL INDUSTRY	LOCAL GOVERNMENT STANDARDS	\$ 2,610.97
18/11/2020	75696	DEVLYN CONSTRUCTIONS PTY LTD	CONSTRUCTION SERVICES	\$ 2,584.40
27/11/2020	75891	DEVLYN CONSTRUCTIONS PTY LTD	Busselton Library Upgrade	\$ 302,665.13
4/11/2020	75357	DIAL BEFORE YOU DIG	CABLE LOCATION SERVICE	\$ 1,801.14
12/11/2020	75565	DIANNE WILLIAMS	ANIMAL REGISTRATION REIMBURSEMENT	\$ 85.00
4/11/2020	75233	DISCOVER DEADLY	SHAKE SAFETY AWARENESS	\$ 360.00
18/11/2020	75706	DONALDSON LAW PTY LTD	Site remediation Expenses Council Resolution C2010/123	\$ 185,000.00
4/11/2020	75179	DOOR HARDWARE SOLUTIONS	HARDWARE SUPPLIES	\$ 308.33
18/11/2020	75751	DOOR HARDWARE SOLUTIONS	HARDWARE SUPPLIES	\$ 52.80
4/11/2020	75225	DORSOGNA LIMITED	ICE CREAM AND SMALL GOODS	\$ 2,723.57
18/11/2020	75677	DORSOGNA LIMITED	ICE CREAM AND SMALL GOODS	\$ 1,421.17
27/11/2020	75841	DORSOGNA LIMITED	ICE CREAM AND SMALL GOODS	\$ 555.94
27/11/2020	75918	DOTS POTS & OFFICE FURNITURE	OFFICE FURNITURE SUPPLIER	\$ 360.00
4/11/2020	75199	DOUTH CONTRACTING	PROPERTY & GARDEN MAINTENANCE	\$ 4,631.77
12/11/2020	75469	DOUTH CONTRACTING	PROPERTY & GARDEN MAINTENANCE	\$ 1,510.85
27/11/2020	75821	DOUTH CONTRACTING	PROPERTY & GARDEN MAINTENANCE	\$ 917.60
4/11/2020	75276	DOWN SOUTH SCAFFOLDING PTY LTD	SCAFFOLDING SUPPLY & INSTALLATION SERVICE	\$ 1,694.00
4/11/2020	75162	DOWN SOUTH WINDOW TINT	WINDOW TINTING	\$ 388.94
12/11/2020	75259	DOWN SOUTH WINDSCREENS AND GLASS	PLANT WINDSCREEN REPAIRS & TINTING	\$ 440.00
12/11/2020	75428	DS SADDLETON	ART SALES	\$ 37.20
18/11/2020	75716	DUCHESS MEDICAL PRACTICE	MEDICAL SERVICES	\$ 80.40
4/11/2020	75325	DUNSBOROUGH BOBCAT SERVICE	EARTHMOVING - BOBCAT HIRE	\$ 330.00
27/11/2020	75936	DUNSBOROUGH BOBCAT SERVICE	EARTHMOVING - BOBCAT HIRE	\$ 1,980.00
18/11/2020	75656	DUNSBOROUGH GREENFIELDS COMMUNITY GROUP	MEETING ROOM HIRE	\$ 20.00
27/11/2020	75797	DUNSBOROUGH HARDWARE & HOME CENTRE	HARDWARE SERVICES	\$ 249.85
4/11/2020	75362	DUNSBOROUGH RURAL SUPPLIES	RURAL SUPPLIES	\$ 24.95
18/11/2020	75668	DUTCH IMPORTS PTY LTD	CATERING	\$ 1,833.00
27/11/2020	75826	DUTCH IMPORTS PTY LTD	CATERING	\$ 1,365.00
4/11/2020	75287	DWM CRAFT CONSTRUCTION	FIBREGLASS REPAIRS	\$ 440.00
4/11/2020	75166	DYMOCKS BUSSELTON	LIBRARY RESOURCES	\$ 123.16
4/11/2020	75231	EAGLE VALLEY & CO PTY LTD	TYRE SALES AND SERVICE	\$ 100.00
12/11/2020	75494	EAGLE VALLEY & CO PTY LTD	TYRE SALES AND SERVICE	\$ 100.00
27/11/2020	75852	EAGLE VALLEY & CO PTY LTD	TYRE SALES AND SERVICE	\$ 110.00
12/11/2020	75513	EARTH AND STONE WA	FOOTPATHS MAINTENANCE	\$ 18,941.80
18/11/2020	75700	EARTHSIDE ECO BUMS	CLOTH NAPPIES	\$ 2,790.04
12/11/2020	75464	ECHO FIELD PTY LTD	BUSH FIRE INSPECTION WORKS/WEED CONTROL	\$ 324.50
1/12/2020	75999	ECHO FIELD PTY LTD	BUSH FIRE INSPECTION WORKS/WEED CONTROL	\$ 26,633.20
18/11/2020	75711	ECOSYSTEMS SOLUTIONS	Flora & Fauna Survey	\$ 13,530.00
1/12/2020	76004	EDEN SHEPHERD	BOND REFUND	\$ 100.00
6/11/2020	75402	EFAX AUSTRALIA	FAX SERVICE PROVIDER	\$ 594.00
12/11/2020	75479	ELAMORE NATURAL SOAPS & COSMETICS PTY LTD	ART SALES	\$ 77.35
18/11/2020	75701	ELAN ENERGY MATRIX PTY LTD	TYRE RECYCLING	\$ 4,370.60
27/11/2020	75903	ELAN ENERGY MATRIX PTY LTD	TYRE RECYCLING	\$ 4,724.87
4/11/2020	75119	ELECTRICITY NETWORKS CORPORATION	Western Power - Eastern Link Street Lighting	\$ 21,734.00
12/11/2020	75580	ELECTRICITY NETWORKS CORPORATION	ELECTRICAL SERVICES	\$ 1,320.00
27/11/2020	75934	ELECTRICITY NETWORKS CORPORATION	ELECTRICAL SERVICES	\$ 7,920.00
12/11/2020	75499	ELIZABETH BINT	ART SALES	\$ 367.50
27/11/2020	75773	ELLIOTS IRRIGATION PTY LTD	IRRIGATION SERVICES	\$ 858.00
4/11/2020	75228	EMBROIDME PERTH CBD	DECORATED UNIFORMS AND PROMOTIONAL ITEMS	\$ 4,187.13
18/11/2020	75681	EMBROIDME PERTH CBD	DECORATED UNIFORMS AND PROMOTIONAL ITEMS	\$ 2,911.68
4/11/2020	75156	ENVIRONEX INTERNATIONAL PTY LTD	POOL CHEMICALS FOR GLC	\$ 759.00
12/11/2020	75432	ENVIRONEX INTERNATIONAL PTY LTD	POOL CHEMICALS FOR GLC	\$ 3,873.14
18/11/2020	75648	ENVIRONEX INTERNATIONAL PTY LTD	POOL CHEMICALS FOR GLC	\$ 924.79
4/11/2020	75177	EVERETT'S HOME & MAINTENANCE	MAINTENANCE SERVICES	\$ 8,540.00
12/11/2020	75457	EVERETT'S HOME & MAINTENANCE	MAINTENANCE SERVICES	\$ 920.00
27/11/2020	75811	EVERETT'S HOME & MAINTENANCE	MAINTENANCE SERVICES	\$ 2,520.00
4/11/2020	75280	FAIRTEL PTY LTD	TELECOMMUNICATION SERVICES	\$ 276.55
4/11/2020	75234	FASSOM PTY LTD	STATIONERY AND OFFICE SUPPLIES	\$ 155.20
27/11/2020	75856	FASSOM PTY LTD	STATIONERY AND OFFICE SUPPLIES	\$ 185.39
4/11/2020	75271	FAT RED BIRD DESIGNS	GRAPHIC DESIGN	\$ 320.00
12/11/2020	75523	FAT RED BIRD DESIGNS	GRAPHIC DESIGN	\$ 460.00
12/11/2020	75631	FAWNA INC	BOND REFUND	\$ 200.00
4/11/2020	75306	FENNESSY'S	VEHICLE PURCHASES / SERVICES / PARTS	\$ 744.19
12/11/2020	75573	FENNESSY'S	VEHICLE PURCHASES / SERVICES / PARTS	\$ 434.25
19/11/2020	75713	FENNESSY'S	CANCELLED PAYMENT	\$ -
27/11/2020	75925	FENNESSY'S	VEHICLE PURCHASES / SERVICES / PARTS	\$ 112.53
27/11/2020	75909	FIONA GAVINO	PROFESSIONAL DEVELOPMENT- GALLERY SKILLS	\$ 2,261.16
27/11/2020	75844	FIRE AND SAFETY AUSTRALIA	TRAINING AND SAFETY EQUIPMENT	\$ 8,800.00
27/11/2020	75776	FIRE AND SAFETY WA	FIRE EQUIPMENT SUPPLIER	\$ 1,333.64
18/11/2020	75638	FITNESS AUSTRALIA	MEMBERSHIP	\$ 750.00
4/11/2020	75307	FORPARK AUSTRALIA	PARK FURNITURE SUPPLIER	\$ 3,889.60
27/11/2020	75801	FOUNDER ENTERPRISES PTY LTD T/AS FORTUS	EARTHMOVING PARTS	\$ 680.23
18/11/2020	75750	FPA AUSTRALIA	MEMBERSHIP	\$ 330.00
4/11/2020	75374	FREEHILLS EFT ACCOUNT	LEGAL SERVICES	\$ 729.20
12/11/2020	75619	FREEHILLS EFT ACCOUNT	LEGAL SERVICES	\$ 20,507.19
4/11/2020	75159	FREESTYLE NOW	SKATE PARK COACHING WORKSHOP	\$ 2,200.00
27/11/2020	75901	FREO STONE	PAVING SUPPLIES	\$ 87,398.79
4/11/2020	75220	FRESH AS	REFRESHMENTS	\$ 158.25
18/11/2020	75674	FRESH AS	REFRESHMENTS	\$ 105.50
27/11/2020	75838	FRESH AS	REFRESHMENTS	\$ 158.25
4/11/2020	75213	FYFE PTY LTD	CONTAMINATED LAND AUDITOR SERVICES	\$ 13,882.00
12/11/2020	75616	GANNIWAYS CHARTER AND TOURS	BUS HIRE SERVICE	\$ 520.00
18/11/2020	75744	GANNIWAYS CHARTER AND TOURS	BUS HIRE SERVICE	\$ 375.00
18/11/2020	75738	GARRARD'S PTY LTD	PEST CONTROL SERVICES	\$ 6,160.00
12/11/2020	75563	GARRISON HOLDINGS PTY LTD ATF PTC FAMILY	BOND REFUND	\$ 33,000.00
27/11/2020	75989	GARY LENH	STAFF REIMBURSEMENT	\$ 1,168.57
4/11/2020	75308	GEMI PTY LTD	MAINTENANCE SERVICES	\$ 286.00
27/11/2020	75926	GEMI PTY LTD	MAINTENANCE SERVICES	\$ 3,036.00
12/11/2020	75483	GEOBOX PTY LTD	VEHICLE CAMERAS	\$ 1,168.20
18/11/2020	75673	GEOBOX PTY LTD	VEHICLE CAMERAS	\$ 264.00
27/11/2020	75986	GEOGRAPHE BAY YACHT CLUB INC	FUNCTION CENTRE HIRE	\$ 11,000.00
30/11/2020	75740	GEOGRAPHE CATCHMENT COUNCIL INC.	CANCELLED PAYMENT	\$ -

DATE	REF #	NAME	DESCRIPTION	AMOUNT
1/12/2020	76009	GEOGRAPHE CATCHMENT COUNCIL INC.	BOND REFUND	\$ 200.00
12/11/2020	75476	GEOGRAPHE ELECTRICAL & COMMUNICATIONS GE	ELECTRICAL SERVICES	\$ 3,245.00
27/11/2020	75830	GEOGRAPHE ELECTRICAL & COMMUNICATIONS GE	ELECTRICAL SERVICES	\$ 93.50
4/11/2020	75161	GEOGRAPHE INDUSTRIAL SUPPLIES	INDUSTRIAL SUPPLIES	\$ 9.71
4/11/2020	75321	GEOGRAPHE PETROLEUM	FUEL SERVICES	\$ 13,641.23
4/11/2020	75375	GEOGRAPHE SAWS AND MOWERS	PLANT PURCHASES / SERVICES / PARTS	\$ 2,577.60
27/11/2020	75981	GEOGRAPHE SAWS AND MOWERS	PLANT PURCHASES / SERVICES / PARTS	\$ 1,238.30
12/11/2020	75574	GEOGRAPHE TIMBER & HARDWARE	HARDWARE SUPPLIES	\$ 294.57
18/11/2020	75714	GEOGRAPHE TIMBER & HARDWARE	HARDWARE SUPPLIES	\$ 304.60
18/11/2020	75665	GEOGRAPHE UNDERGROUND SERVICES	UNDERGROUND SERVICES	\$ 4,900.50
27/11/2020	75822	GEOGRAPHE UNDERGROUND SERVICES	UNDERGROUND SERVICES	\$ 3,902.25
27/11/2020	75680	GEOSPREAD	GREEN WASTE MULCHING	\$ 26,168.45
27/11/2020	75921	GILS MOWING	MAINTENANCE SERVICES	\$ 1,320.00
27/11/2020	75987	GJ & DA REGAN	RATE REFUND	\$ 555.21
12/11/2020	75439	GRACE RECORDS MANAGEMENT (AUSTRALIA) PTY	STORAGE SERVICES	\$ 251.96
12/11/2020	75450	GRANITE NETWORKS PTY LTD	IT SERVICES AND HARDWARE	\$ 1,210.00
12/11/2020	75618	GRASSIAS TURF MANAGEMENT	CRICKET PITCH MANAGEMENT SERVICES	\$ 3,900.00
4/11/2020	75195	GRILLAZ AUSTRALIA	CATERING	\$ 1,182.60
12/11/2020	75467	GRILLAZ AUSTRALIA	CATERING	\$ 79.30
4/11/2020	75309	GROCKOCK GLASS	GLASS WORK SERVICES	\$ 451.30
27/11/2020	75927	GROCKOCK GLASS	GLASS WORK SERVICES	\$ 462.00
4/11/2020	75207	GUARDIAN FIRST AID & FIRE	SAFETY SUPPLIES	\$ 429.00
27/11/2020	75825	GUARDIAN FIRST AID & FIRE	SAFETY SUPPLIES	\$ 264.00
4/11/2020	75140	HALIFAX CRANE HIRE PTY LTD	CRANE HIRE	\$ 3,492.50
27/11/2020	75779	HALIFAX CRANE HIRE PTY LTD	CRANE HIRE	\$ 5,555.88
4/11/2020	75316	HANSON CONSTRUCTION MATERIALS PTY LTD	CONCRETE SERVICES	\$ 12,638.78
18/11/2020	75718	HANSON CONSTRUCTION MATERIALS PTY LTD	CONCRETE SERVICES	\$ 1,044.34
27/11/2020	75932	HANSON CONSTRUCTION MATERIALS PTY LTD	CONCRETE SERVICES	\$ 1,013.32
12/11/2020	75533	HAPPS POTTERY	ART SALES	\$ 69.30
12/11/2020	75505	HARBECKS TRANSPORT	SAND AND GRAVEL DELIVERY SUPPLIES	\$ 26,130.76
12/11/2020	75519	HARGREAVES DESIGN GROUP	DESIGN SERVICES	\$ 3,214.00
4/11/2020	75285	HARRISON EDMONDS	YOUTH DJ SKILLS WORKSHOP	\$ 250.00
27/11/2020	75991	HART SPORT	SPORT EQUIPMENT SUPPLIER	\$ 63.50
4/11/2020	75369	HEALTHSCOPE MEDICAL CENTRES	MEDICAL SERVICES	\$ 1,200.00
12/11/2020	75447	HEALTHSCOPE MEDICAL CENTRES	MEDICAL SERVICES	\$ 432.50
18/11/2020	75655	HEALTHSCOPE MEDICAL CENTRES	MEDICAL SERVICES	\$ 432.50
27/11/2020	75802	HEALTHSCOPE MEDICAL CENTRES	MEDICAL SERVICES	\$ 159.50
12/11/2020	75490	HELEN READING	ART SALES	\$ 2.80
12/11/2020	75474	HHPN INC.	BOND REFUND	\$ 500.00
27/11/2020	75829	HHPN INC.	BOND REFUND	\$ 1,150.00
4/11/2020	75244	HIFX LIMITED CLIENT SECURITY TRUST ACC	ELECTRONIC VISITOR MANAGEMENT SYSTEM	\$ 70.00
27/11/2020	75869	HIFX LIMITED CLIENT SECURITY TRUST ACC	ELECTRONIC VISITOR MANAGEMENT SYSTEM	\$ 70.00
4/11/2020	75387	HIP POCKET WORKWEAR	UNIFORMS & PROTECTIVE CLOTHING	\$ 1,494.67
12/11/2020	75635	HIP POCKET WORKWEAR	UNIFORMS & PROTECTIVE CLOTHING	\$ 243.35
18/11/2020	75754	HIP POCKET WORKWEAR	UNIFORMS & PROTECTIVE CLOTHING	\$ 302.47
27/11/2020	75993	HIP POCKET WORKWEAR	UNIFORMS & PROTECTIVE CLOTHING	\$ 39.42
4/11/2020	75318	HOLCIM	CONCRETE SERVICES	\$ 1,526.14
12/11/2020	75179	HOLCIM	CONCRETE SERVICES	\$ 2,370.50
4/11/2020	75145	HOLCIM (AUSTRALIA) PTY LTD	CONCRETE SERVICES	\$ 3,432.06
12/11/2020	75424	HOLCIM (AUSTRALIA) PTY LTD	CONCRETE SERVICES	\$ 534.60
27/11/2020	75782	HOLCIM (AUSTRALIA) PTY LTD	CONCRETE SERVICES	\$ 5,360.06
4/11/2020	75290	HUMAN SYNERGISTIC PTY LTD	CONSULTING SERVICES	\$ 5,950.00
12/11/2020	75501	IAN & FRIDA ROBERTSON	WATER CHARGES REIMBURSEMENT	\$ 82.95
12/11/2020	75496	IAN MUTCH	ART WORK VASSE TOWN CENTRE ARCADE	\$ 140.00
1/12/2020	76003	IAN RENNIE	BTTP REFUND	\$ 66.00
4/11/2020	75238	ILLION AUSTRALIA PTY LTD	TENDER ADVERTISING AND MANAGEMENT	\$ 147.14
18/11/2020	75685	ILLION AUSTRALIA PTY LTD	TENDER ADVERTISING AND MANAGEMENT	\$ 911.71
4/11/2020	75265	IN SIGHT PHOTOGRAPHY	PHOTOGRAPHY SERVICES	\$ 850.00
27/11/2020	75834	INDIAN OCEAN LONGBOARD CLUB INC	EQUIPMENT GRANT	\$ 3,000.00
27/11/2020	75888	INSTANT PRODUCTS HIRE	PUBLIC ABULTION'S HIRE AND SALES	\$ 2,642.93
4/11/2020	75227	INTERFIRE AGENCIES PTY LTD	FIRE, SAFETY, EMERGENCY EQUIPMENT	\$ 3,373.59
27/11/2020	75847	INTERFIRE AGENCIES PTY LTD	FIRE, SAFETY, EMERGENCY EQUIPMENT	\$ 668.88
4/11/2020	75168	INVARION RAPID PLAN PTY LTD	SOFTWARE LICENCE	\$ 412.50
12/11/2020	75537	IOT STORE	COMPUTER HARDWARE	\$ 1,168.20
18/11/2020	75734	IPWEA	MEMBERSHIP	\$ 324.50
4/11/2020	75366	IRRIGATION AUSTRALIA LIMITED	MEMBERSHIP	\$ 4,125.00
4/11/2020	75363	JACK IN THE BOX CORPORATION PTY LTD	MARKETING SERVICES	\$ 2,747.39
4/11/2020	75326	JACKSON'S DRAWING SUPPLIES	ART EQUIPMENT SUPPLIES	\$ 97.15
12/11/2020	75553	JACQUELINE SIRIHONG	BOND REFUND	\$ 100.00
4/11/2020	75252	JAMES BENNETT	SPECIALIST LIBRARY RESOURCES	\$ 23.57
27/11/2020	75895	JANE LAZIC	CANCELLED PAYMENT	\$ -
4/11/2020	75311	JASON SIGNMAKERS	SIGNAGE SUPPLIES	\$ 317.35
1/12/2020	76000	JAYLENE & KACEE CHAMBERS	STAFF REIMBURSEMENT	\$ 163.54
27/11/2020	75846	JAYLENE CHAMBERS	CANCELLED PAYMENT	\$ -
12/11/2020	75495	JCW ELECTRICAL GROUP PTY LTD	ELECTRICAL CONTRACTING	\$ 85.80
23/11/2020	75770	JE & DE GOODLAD	RATE REFUND	\$ 463.32
12/11/2020	75478	JENNIFER BROWN	ART SALES	\$ 116.40
12/11/2020	75415	JIGSAW SIGNS & PRINT	SIGNAGE SERVICES	\$ 451.00
4/11/2020	75167	JIMS FIRST	HARDWARE SUPPLIES	\$ 682.11
12/11/2020	75446	JIMS FIRST	HARDWARE SUPPLIES	\$ 102.15
18/11/2020	75654	JIMS FIRST	HARDWARE SUPPLIES	\$ 50.40
27/11/2020	75861	JOONDALUP GOLF MANAGEMENT	ACCOMMODATION	\$ 358.73
12/11/2020	75611	JR & A HERSEY PTY LTD	SAFETY EQUIPMENT	\$ 3,960.00
4/11/2020	75348	JTAGZ PTY LTD	ANIMAL WRAP STRAP SUPPLIER	\$ 795.30
18/11/2020	75684	JUDITH TOOKE	WATER CHARGES REIMBURSEMENT	\$ 106.45
4/11/2020	75382	JUICE PRINT	PRINTING SERVICES	\$ 4,235.99
12/11/2020	75515	JULIE GUTHRIDGE	ART SALES	\$ 42.70
12/11/2020	75559	K & D NACE	BTTP REFUND	\$ 62.00
12/11/2020	75525	KAREN TAYLOR-VIVIAN	WATER CHARGES REIMBURSEMENT	\$ 154.65
12/11/2020	75528	KARL D CULVELY	IRRIGATION AND PROJECT MANAGEMENT	\$ 631.40
12/11/2020	75550	KATHERINE CORNISH	BTTP REFUND	\$ 110.00
12/11/2020	75471	KATHERINE M GARNETT	WELLNESS PROGRAM	\$ 1,400.00
12/11/2020	75538	KATHLEEN NEELING	ART SALES	\$ 32.20
12/11/2020	75535	KAY MANOLAS	ART SALES	\$ 120.00
27/11/2020	75912	KEELY TRIGWELL	GLC MEMBERSHIP REFUND	\$ 408.00
12/11/2020	75510	KELLY MCGORLUCK	WATER CHARGES REIMBURSEMENT	\$ 556.65



DATE	REF #	NAME	DESCRIPTION	AMOUNT
12/11/2020	75558	KENNETH SUE	RATE REFUND	\$ 1,366.01
12/11/2020	75548	KENT STREET BAKERY	CATERING	\$ 160.00
12/11/2020	75419	KERRY HILL ARCHITECTS	ARCHITECTURAL SERVICES	\$ 175,864.31
27/11/2020	75911	KERRY LEE ANGEL	GLC MEMBERSHIP REFUND	\$ 231.00
12/11/2020	75484	KIM BUTTFIELD	SPORT AND RECREATION CONSULTANCY	\$ 3,355.00
4/11/2020	75219	KITCHEN TAKEOVERS	CATERING	\$ 60.00
12/11/2020	75485	KITCHEN TAKEOVERS	CATERING	\$ 1,065.80
27/11/2020	75837	KITCHEN TAKEOVERS	CATERING	\$ 909.30
12/11/2020	75451	KLEENHEAT NATURAL GAS	KOOKABURRA NATURAL GAS	\$ 273.35
12/11/2020	75512	KM CLAYTON	BOND REFUND	\$ 100.00
12/11/2020	75497	KMART BUSSELTON	RETAIL HOME WARES	\$ 41.50
12/11/2020	75607	KN & JB ANDERSON	ART SALES	\$ 115.50
4/11/2020	75242	KOMATSU AUSTRALIA	VEHICLE PURCHASE AND PARTS	\$ 104.58
12/11/2020	75509	KOMATSU AUSTRALIA	VEHICLE PURCHASE AND PARTS	\$ 359.32
18/11/2020	75866	KRISTOPHER N DAVIS	STAFF REIMBURSEMENT	\$ 370.00
27/11/2020	75823	KRISTOPHER N DAVIS	STAFF REIMBURSEMENT	\$ 560.00
4/11/2020	75272	KYM COLLETT	BOND REFUND	\$ 100.00
12/11/2020	75629	LAMP INC.	DONATION	\$ 6,922.00
12/11/2020	75582	LANDGATE (VALUER GENERAL'S OFFICE)	LAND VALUATIONS	\$ 470.03
18/11/2020	75720	LANDGATE (VALUER GENERAL'S OFFICE)	LAND VALUATIONS	\$ 1,963.06
4/11/2020	75315	LANDGATE CUSTOMER ACCOUNT	LAND INFORMATION AND TITLE SEARCHES	\$ 712.90
12/11/2020	75577	LANDGATE CUSTOMER ACCOUNT	LAND INFORMATION AND TITLE SEARCHES	\$ 534.60
19/11/2020	75768	LANDGATE CUSTOMER ACCOUNT	LAND INFORMATION AND TITLE SEARCHES	\$ 39,607.00
4/11/2020	75143	LANDSAVE ORGANICS	LANDSCAPING SERVICE	\$ 17,875.00
12/11/2020	75422	LANDSAVE ORGANICS	LANDSCAPING SERVICE	\$ 5,060.00
18/11/2020	75643	LANDSAVE ORGANICS	LANDSCAPING SERVICE	\$ 1,100.00
27/11/2020	75781	LANDSAVE ORGANICS	LANDSCAPING SERVICE	\$ 9,790.00
18/11/2020	75683	LANDSCAPE AND MAINTENANCE SOLUTIONS PTY	LANDSCAPING SERVICES	\$ 4,989.60
1/12/2020	76005	LARISSA THOMAS	BOND REFUND	\$ 100.00
4/11/2020	75151	LARRY PRICE	MECHANICAL SERVICES	\$ 880.00
18/11/2020	75646	LARRY PRICE	MECHANICAL SERVICES	\$ 176.00
27/11/2020	75790	LARRY PRICE	MECHANICAL SERVICES	\$ 264.00
27/11/2020	75952	LAWRENCE & HANSON	ELECTRICAL/PROTECTIVE CLOTHING SUPPLIES	\$ 3,346.09
12/11/2020	75626	LE & OS ISBEL	ART SALES	\$ 72.00
12/11/2020	75500	LED ECO LIGHTING	LIGHTING SUPPLIER	\$ 42,150.05
12/11/2020	75413	LEEUWIN CIVIL PTY LTD	HIRE EQUIPMENT SERVICES	\$ 9,405.00
18/11/2020	75639	LEEUWIN CIVIL PTY LTD	HIRE EQUIPMENT SERVICES	\$ 12,440.74
27/11/2020	75777	LEEUWIN CIVIL PTY LTD	Progress Claim 13 Eastern Link	\$ 590,359.12
12/11/2020	75617	LEEUWIN TRANSPORT	TRAINING SERVICES	\$ 1,974.27
18/11/2020	75727	LEISURE INSTITUTE OF WA AQUATICS INC	TRAINING SERVICES	\$ 132.00
12/11/2020	75444	LIG CONNECT PTY LTD	TECHNICAL CONSULTING	\$ 2,413.13
12/11/2020	75605	LIGHT IDEAS	LIGHTING SUPPLIER	\$ 110.00
4/11/2020	75279	LIGHTING OPTIONS AUSTRALIA PTY LTD	LIGHTING SERVICES	\$ 11,010.51
27/11/2020	75969	LINCOLN HIGGINS	WELDING SERVICES	\$ 643.50
12/11/2020	75427	LINDA KUSAL	STAFF REIMBURSEMENT	\$ 30.00
4/11/2020	75245	LIVING MADLY PTY LTD	BAKERY CATERING	\$ 134.75
4/11/2020	75389	LOCAL GOVERNMENT PROFESSIONALS AUSTRALIA	TRAINING SERVICES	\$ 570.00
27/11/2020	75928	LOCAL GOVERNMENT PROFESSIONALS AUSTRALIA	CANCELLED PAYMENT	\$ -
1/12/2020	76010	LOCAL GOVERNMENT PROFESSIONALS AUSTRALIA	TRAINING SERVICES	\$ 1,100.00
4/11/2020	75268	LOCK AROUND THE CLOCK	SECURITY SERVICES	\$ 1,156.50
18/11/2020	75693	LOCK AROUND THE CLOCK	SECURITY SERVICES	\$ 603.00
27/11/2020	75864	LOCK AROUND THE CLOCK	SECURITY SERVICES	\$ 247.00
4/11/2020	75180	LOTIX FILTER CLEANING SERVICE	PLANT FILTER CLEANING SERVICE	\$ 233.40
27/11/2020	75812	LOTIX FILTER CLEANING SERVICE	PLANT FILTER CLEANING SERVICE	\$ 369.52
4/11/2020	75353	M & B SALES	HARDWARE SERVICES	\$ 265.48
12/11/2020	75555	M & V COLLINS	BOND REFUND	\$ 200.00
4/11/2020	75313	MACDONALD JOHNSTON PTY LTD	ENGINEERING - PLANT SPARES & SERVICING	\$ 1,528.83
18/11/2020	75702	MACRO MUSIC	Good Day Sunshine Festival Grant Funding	\$ 16,505.00
27/11/2020	75904	MACRO MUSIC	Good Day Sunshine Festival Grant Funding	\$ 16,500.00
4/11/2020	75332	MAJOR MOTORS PTY LTD	PLANT PURCHASES / SERVICES / PARTS	\$ 42,887.26
27/11/2020	75943	MAJOR MOTORS PTY LTD	PLANT PURCHASES / SERVICES / PARTS	\$ 50.57
4/11/2020	75312	MALATESTA ROAD PAVING	ROAD HOTMIX / PAVING SERVICES	\$ 1,991.00
12/11/2020	75575	MALATESTA ROAD PAVING	ROAD HOTMIX / PAVING SERVICES	\$ 12,152.97
27/11/2020	75930	MALATESTA ROAD PAVING	ROAD HOTMIX / PAVING SERVICES	\$ 1,170.00
12/11/2020	75522	MALCOLM ROBERTS	ART SALES	\$ 24.50
27/11/2020	75906	MANAGED SYSTEM SERVICES	CYBER AWARENESS SOFTWARE	\$ 15,774.35
4/11/2020	75381	MARAGLAD HOLDINGS PTY LTD	FIRE CONTROL SERVICES	\$ 5,060.00
18/11/2020	75752	MARAGLAD HOLDINGS PTY LTD	FIRE CONTROL SERVICES	\$ 330.00
27/11/2020	75985	MARAGLAD HOLDINGS PTY LTD	FIRE CONTROL SERVICES	\$ 6,932.75
12/11/2020	75436	MARGARET PARKIE	ART SALES	\$ 105.60
18/11/2020	75660	MARGARET RIVER BUSSELTON TOURISM ASSOCIATION	ADVERTISING	\$ 200.00
27/11/2020	75808	MARGARET RIVER BUSSELTON TOURISM ASSOCIATION	Regular payment Financial assistance Local Visitors Centre	\$ 44,990.00
4/11/2020	75160	MARGARET RIVER FENCING	FENCING & MAINTENANCE SERVICES	\$ 6,963.00
18/11/2020	75650	MARGARET RIVER FENCING	FENCING & MAINTENANCE SERVICES	\$ 1,155.00
27/11/2020	75795	MARGARET RIVER FENCING	FENCING & MAINTENANCE SERVICES	\$ 220.00
4/11/2020	75243	MARGARET RIVER RURAL CONTRACTORS PTY LTD	PLANT & EQUIPMENT HIRE	\$ 17,001.60
27/11/2020	75866	MARGARET RIVER RURAL CONTRACTORS PTY LTD	PLANT & EQUIPMENT HIRE	\$ 19,126.80
27/11/2020	75914	MARIA CAFFRY PARSONS	BUTIF REFUND	\$ 312.00
27/11/2020	75915	MARIA CONDOPERO	BUTIF REFUND	\$ 325.00
27/11/2020	75897	MARION GRAEBER	ART SALES	\$ 630.00
4/11/2020	75178	MARKETFORCE PTY LTD	ADVERTISING SERVICES	\$ 1,689.03
12/11/2020	75458	MARKETFORCE PTY LTD	ADVERTISING SERVICES	\$ 1,635.28
18/11/2020	75661	MARKETFORCE PTY LTD	ADVERTISING SERVICES	\$ 2,016.80
27/11/2020	75905	MARSH PTY LTD	RISK CONSULTING SERVICES	\$ 126.50
4/11/2020	75135	MAYOR GRANT HENLEY	COUNCILLOR PAYMENT	\$ 10,651.86
4/11/2020	75155	MCG ARCHITECTS PTY LTD	ADMIN BUILDING - ARCHITECTURAL SERVICES	\$ 3,795.00
12/11/2020	75627	MCGREGOR WJ & J	MANAGEMENT BUSSELTON JETTY TOURIST PARK	\$ 43,906.01
12/11/2020	75431	MCLEODS BARRISTERS & SOLICITORS	LEGAL SERVICES	\$ 2,009.07
18/11/2020	75647	MCLEODS BARRISTERS & SOLICITORS	LEGAL SERVICES	\$ 8,800.00
27/11/2020	75879	MDM ENTERTAINMENT PTY LTD	DVD AND CD SUPPLY TO LIBRARY	\$ 536.37
27/11/2020	75917	ME RAINY T/AS PK COURIERS	COURIER SERVICES	\$ 579.70
27/11/2020	75913	MICHAEL SIMPSON	BOND REFUND	\$ 100.00
12/11/2020	75630	MJB INDUSTRIES	DRAINAGE SUPPLIES	\$ 1,082.40
27/11/2020	75990	MJB INDUSTRIES	DRAINAGE SUPPLIES	\$ 3,907.20
18/11/2020	75709	ML THOMPSON	BOND REFUND	\$ 100.00
6/11/2020	75365	MODERN TEACHING AIDS PTY LTD	CANCELLED PAYMENT	\$ -

DATE	REF #	NAME	DESCRIPTION	AMOUNT
12/11/2020	75610	MODERN TEACHING AIDS PTY LTD	LIBRARY RESOURCES	\$ 133.10
27/11/2020	75972	MODERN TEACHING AIDS PTY LTD	LIBRARY RESOURCES	\$ 262.19
12/11/2020	75410	MR & MRS D HADDON	ART SALES	\$ 35.00
12/11/2020	75409	MR SUSHI	CATERING	\$ 312.00
12/11/2020	75442	NALDA HOSKINS DESIGN	ART SALES	\$ 36.00
12/11/2020	75521	NATURAL EDGE FRAMING & PHOTOGRAPHY	ART SALES	\$ 71.75
4/11/2020	75184	NATURALISTE HYGIENE SERVICES	HYGIENE SERVICES	\$ 550.00
12/11/2020	75498	NATURALISTE TURF	TURF MAINTENANCE SERVICES	\$ 1,584.00
18/11/2020	75682	NATURALISTE TURF	TURF MAINTENANCE SERVICES	\$ 17,381.10
27/11/2020	75873	NETSTAR AUSTRALIA PTY LTD	GPS TELEMATICS	\$ 286.00
12/11/2020	75636	NEVERFAIL SPRINGWATER LTD	WATER REFILL SERVICE - DUNS WASTE FACILITY	\$ 77.45
12/11/2020	75506	NEW IMAGE LANDSCAPING AND MAINTENANCE	LANDSCAPE MAINTENANCE	\$ 448.80
27/11/2020	75862	NEW IMAGE LANDSCAPING AND MAINTENANCE	LANDSCAPE MAINTENANCE	\$ 8,228.00
4/11/2020	75314	NICHOLLS MACHINERY	PLANT PURCHASES / SERVICES / PARTS	\$ 1,387.99
12/11/2020	75576	NICHOLLS MACHINERY	PLANT PURCHASES / SERVICES / PARTS	\$ 127.35
18/11/2020	75717	NICHOLLS MACHINERY	PLANT PURCHASES / SERVICES / PARTS	\$ 1,360.24
27/11/2020	75931	NICHOLLS MACHINERY	PLANT PURCHASES / SERVICES / PARTS	\$ 326.94
4/11/2020	75235	NIGHTLIFE MUSIC PTY LTD	MUSIC AND VIDEO SUBSCRIPTION SERVICES	\$ 413.92
27/11/2020	75858	NIGHTLIFE MUSIC PTY LTD	MUSIC AND VIDEO SUBSCRIPTION SERVICES	\$ 413.92
12/11/2020	75459	NILISK PTY LTD	EQUIPMENT SERVICING	\$ 1,615.24
12/11/2020	75545	NON DENOMINATIONAL CHRISTIANS	BOND REFUND	\$ 200.00
27/11/2020	75889	NUDGE PSYCHOLOGICAL ASSESSMENT AND CONSULTING	PSYCHOLOGICAL SERVICES	\$ 940.96
12/11/2020	75632	OCCY'S DUNSBOROUGH	CATERING	\$ 9,375.00
4/11/2020	75185	OCEAN AIR CARPET CARE	CLEANING SERVICES	\$ 36,815.90
12/11/2020	75461	OCEAN AIR CARPET CARE	CLEANING SERVICES	\$ 297.00
18/11/2020	75651	OCEANIC MARINE	MARINE SERVICES	\$ 1,253.00
4/11/2020	75263	OCR HOLDINGS PTY LTD	LIQUID WASTE REMOVAL	\$ 9,323.38
12/11/2020	75520	OCR HOLDINGS PTY LTD	LIQUID WASTE REMOVAL	\$ 3,789.50
27/11/2020	75883	OCR HOLDINGS PTY LTD	LIQUID WASTE REMOVAL	\$ 1,654.40
6/11/2020	75205	OFFICE OF THE NATIONAL RAIL SAFETY REGULATIONS	CANCELLED PAYMENT	\$ -
19/11/2020	75670	OFFICE OF THE NATIONAL RAIL SAFETY REGULATIONS	CANCELLED PAYMENT	\$ -
4/11/2020	75222	OFFICEWORKS	OFFICE EQUIPMENT SERVICES	\$ 252.07
27/11/2020	75840	OFFICEWORKS	OFFICE EQUIPMENT SERVICES	\$ 220.08
12/11/2020	75406	OLIVER DARBY	STAFF REIMBURSEMENT	\$ 239.97
4/11/2020	75158	ONSHORE ENVIRONMENT CONSULTANTS PTY LTD	VEGETATION ASSESSMENT	\$ 1,782.00
27/11/2020	75854	ONSITE RENTAL GROUP OPERATIONS PTY LTD	DRY HIRE	\$ 11,076.89
18/11/2020	75653	OPTUS BILLING SERVICES PTY LTD	FIXED INTERNET ACCESS	\$ 5,000.00
4/11/2020	75328	OTIS ELEVATOR COMPANY PTY LTD	ELEVATOR SERVICES	\$ 5,797.21
18/11/2020	75746	OUTSIDE INFLUENCE	BUILDING MAINTENANCE	\$ 1,230.00
12/11/2020	75543	P & C KEOGH	BITP REFUND	\$ 104.00
12/11/2020	75620	PACIFIC BIOLOGICS WAREHOUSE	CHEMICAL SERVICES	\$ 10,039.61
27/11/2020	75848	PAINT INDUSTRIES PTY LTD	PAINT REQUIREMENTS	\$ 1,039.99
12/11/2020	75441	PANCAKE DESIGNS RESIN	ART SALES	\$ 42.00
27/11/2020	75806	PARAMOUNT BUSINESS SUPPLIES	FURNITURE SUPPLIES	\$ 73.65
27/11/2020	75832	PASSMORE AUTOMOTIVE	VEHICLE MAINTENANCE SERVICES	\$ 344.10
12/11/2020	75564	PAUL CARRIER	ANIMAL REGISTRATION REIMBURSEMENT	\$ 40.00
27/11/2020	75771	PAUL COLLINS	STAFF REIMBURSEMENT	\$ 55.90
12/11/2020	75544	PAULA THOMSON	BOND REFUND	\$ 1,000.00
12/11/2020	75583	PENDREY AGENCIES P/L	CHEMICAL/RURAL SUPPLIES	\$ 7,524.87
12/11/2020	75489	PERON NATURALISTE PARTNERSHIP	ANNUAL MEMBERSHIP FEE	\$ 30,807.69
4/11/2020	75138	PERTH ENERGY PTY LTD	ELECTRICITY SUPPLIER	\$ 43,430.74
1/12/2020	75996	PERTH ENERGY PTY LTD	ELECTRICITY SUPPLIER	\$ 40,875.77
27/11/2020	75787	PETA TUCK	STAFF REIMBURSEMENT	\$ 124.88
12/11/2020	75552	PETER & GEMMA GREAVES	BITP REFUND	\$ 62.00
27/11/2020	75902	PETER EVANS	ART SALES	\$ 270.00
27/11/2020	75900	PGVC PROJECT	GEOTECHNICAL SERVICES	\$ 3,657.50
12/11/2020	75412	PHIL HOLLETT PHOTOGRAPHY	ART SALES	\$ 57.75
18/11/2020	75640	PHOENIX FOUNDRY PTY LTD	METALLIC PAINTS SUPPLIER	\$ 1,453.08
27/11/2020	75899	PLANTATION PAPER	INK CARTRIDGES	\$ 848.54
27/11/2020	75863	POWER MEDICAL CENTRE	PRI EMPLOYMENT MEDICAL	\$ 1,442.80
4/11/2020	75200	PREMIER TARPS	TARPAULINS FOR TRUCKS	\$ 1,419.00
4/11/2020	75331	PRESTIGE PRODUCTS	HOSPITALITY EQUIPMENT SUPPLIER	\$ 3,306.66
12/11/2020	75586	PRESTIGE PRODUCTS	HOSPITALITY EQUIPMENT SUPPLIER	\$ 1,485.98
19/11/2020	75723	PRESTIGE PRODUCTS	CANCELLED PAYMENT	\$ -
27/11/2020	75942	PRESTIGE PRODUCTS	HOSPITALITY EQUIPMENT SUPPLIER	\$ 7,626.10
12/11/2020	75426	PRIME INDUSTRIAL PRODUCTS PTY LTD	SAFETY EQUIPMENT	\$ 1,895.96
18/11/2020	75676	PRIME MEDIA GROUP	ADVERTISING SERVICES	\$ 6,103.90
6/11/2020	75404	PRIME URBAN VIA PTY LTD	LANDSCAPE IMPLEMENTATION BOND	\$ 14,377.00
4/11/2020	75269	PROFESSIONAL CABLING SERVICES	CABLING SERVICES	\$ 418.00
4/11/2020	75327	PRO-LINE KERBING	KERBING SERVICES	\$ 1,496.00
12/11/2020	75584	PRO-LINE KERBING	KERBING SERVICES	\$ 3,102.00
27/11/2020	75937	PRO-LINE KERBING	KERBING SERVICES	\$ 2,772.00
12/11/2020	75418	PUBLIC LIBRARIES WESTERN AUSTRALIA	LIBRARY RESOURCES	\$ 250.00
4/11/2020	75193	PVR INDUSTRIAL PTY LTD	INDUSTRIAL PUMP REPAIRS	\$ 3,448.50
12/11/2020	75465	PVR INDUSTRIAL PTY LTD	INDUSTRIAL PUMP REPAIRS	\$ 1,353.00
12/11/2020	75502	QCLICK & KANGA HOSTING AUSTRALIA	WEBSITE HOSTING SERVICES	\$ 449.99
18/11/2020	75749	R & J WALLINGFORD	BOND REFUND	\$ 100.00
27/11/2020	75992	RAMADA RESORT DUNSBOROUGH	CATERING AND VENUE HIRE	\$ 1,000.00
6/11/2020	75405	RANTAM PTY LTD T/A SHEDS DOWN SOUTH	SHED CONSTRUCTION	\$ 24,000.00
4/11/2020	75385	RAPID ASCENT PTY LTD	BOND REFUND	\$ 5,500.00
18/11/2020	75753	RAPID ASCENT PTY LTD	BOND REFUND	\$ 100.00
12/11/2020	75482	RECOIL BEGUN PTY LTD	CATERING	\$ 1,862.40
4/11/2020	75201	REDFISH TECHNOLOGIES PTY LTD	Video Wall Busseton Airport	\$ 24,525.73
27/11/2020	75898	RENSKIE DOUGLAS	ART SALES	\$ 1,386.00
4/11/2020	75334	REPCO AUTO PARTS	PLANT PURCHASES / SERVICES / PARTS	\$ 796.95
12/11/2020	75588	REPCO AUTO PARTS	PLANT PURCHASES / SERVICES / PARTS	\$ 683.71
18/11/2020	75725	REPCO AUTO PARTS	PLANT PURCHASES / SERVICES / PARTS	\$ 15.13
27/11/2020	75945	REPCO AUTO PARTS	PLANT PURCHASES / SERVICES / PARTS	\$ 93.50
12/11/2020	75612	RICOH BUSINESS CENTRE	OFFICE EQUIPMENT SERVICES - PHOTOCOPYING	\$ 866.55
12/11/2020	75625	RMS (AUST) PTY LTD	SOFTWARE SERVICES	\$ 146.85
27/11/2020	75984	RMS (AUST) PTY LTD	SOFTWARE SERVICES	\$ 155.10
27/11/2020	75939	RODS AUTO ELECTRICS	AUTO ELECTRICAL SERVICES	\$ 1,331.06
4/11/2020	75173	ROSE AND CROWN	ACCOMMODATION - TRAINING	\$ 606.00
18/11/2020	75708	ROY JENZEN	BOND REFUND	\$ 300.00
12/11/2020	75539	S & S WALKER	ART SALES	\$ 57.20
18/11/2020	75745	SAFE & SURE SECURITY PTY LTD	SECURITY SERVICES - ALARM OCCURRENCE	\$ 2,145.00



DATE	REF #	NAME	DESCRIPTION	AMOUNT
4/11/2020	75377	SANPOINT PTY LTD	LANDSCAPING SERVICES	\$ 2,805.00
12/11/2020	75622	SANPOINT PTY LTD	LANDSCAPING SERVICES	\$ 7,843.00
18/11/2020	75747	SANPOINT PTY LTD	LANDSCAPING SERVICES	\$ 4,796.00
27/11/2020	75982	SANPOINT PTY LTD	LANDSCAPING SERVICES	\$ 31,587.44
12/11/2020	75549	SARAH P MOELANDS	BUP REFUND	\$ 62.00
12/11/2020	75407	SARAH PIERSON	STAFF REIMBURSEMENT	\$ 297.73
12/11/2020	75516	SARAH WILSON	STAFF REIMBURSEMENT	\$ 100.00
12/11/2020	75491	SCANIA AUSTRALIA PTY LTD	NEW VEHICLES, PARTS AND LABOUR	\$ 299.00
12/11/2020	75434	SCOPE BUSINESS IMAGING	ELECTRONIC EQUIPMENT	\$ 192.50
4/11/2020	75256	SELTONSUPA PTY LTD	ELECTRICAL APPLIANCE SERVICES	\$ 3,125.90
4/11/2020	75152	SETON AUSTRALIA	SECURITY BARRIERS	\$ 235.02
18/11/2020	75637	SHARON WOODFORD-JONES	STAFF REIMBURSEMENT	\$ 461.07
27/11/2020	75916	SHAUN KAY	BOND REFUND	\$ 200.00
4/11/2020	75386	SHORE COASTAL	COASTAL CONSULTANCY SERVICES	\$ 23,302.40
12/11/2020	75633	SHORE COASTAL	COASTAL CONSULTANCY SERVICES	\$ 24,684.00
12/11/2020	75421	SHOREWATER MARINE PTY LTD	Scheduled maintenance Busselton Jetty & replacement canopy	\$ 105,169.34
4/11/2020	75253	SIESTA TIME WA PTY LTD T/AS CAPE CELLARS	REFRESHMENTS	\$ 479.56
18/11/2020	75689	SIESTA TIME WA PTY LTD T/AS CAPE CELLARS	REFRESHMENTS	\$ 106.46
5/11/2020	75392	SMARTSALARY PTY LTD	SALARY PACKAGING SERVICE	\$ 18,819.72
19/11/2020	75756	SMARTSALARY PTY LTD	SALARY PACKAGING SERVICE	\$ 20,914.72
4/11/2020	75266	SMITHS DETECTION (AUSTRALIA) PTY LTD	SCREENING EQUIPMENT SUPPLY & MAINTENANCE	\$ 7,150.00
4/11/2020	75361	SOILS AINT SOILS	NURSERY SUPPLIES	\$ 434.00
27/11/2020	75968	SOILS AINT SOILS	NURSERY SUPPLIES	\$ 323.64
4/11/2020	75291	SOS OFFICE EQUIPMENT	OFFICE EQUIPMENT SERVICES	\$ 220.26
18/11/2020	75698	SOS OFFICE EQUIPMENT	OFFICE EQUIPMENT SERVICES	\$ 50,763.90
27/11/2020	75894	SOS OFFICE EQUIPMENT	OFFICE EQUIPMENT SERVICES	\$ 7,047.66
12/11/2020	75547	SOUND RELAXATION	SOUND WORKSHOPS	\$ 650.00
4/11/2020	75275	SOUTH METROPOLITAN TAFE	EDUCATION AND TRAINING SERVICES	\$ 321.80
27/11/2020	75988	SOUTH WEST COUNSELLING	COUNSELLING SERVICES	\$ 1,875.50
12/11/2020	75604	SOUTH WEST FIRE	FIRE EQUIPMENT SUPPLIER	\$ 353.49
4/11/2020	75320	SOUTH WEST MACHINING CENTRE	PLANT MAINTENANCE SERVICES	\$ 137.50
4/11/2020	75240	SOUTH WEST OFFICE NATIONAL	STATIONERY & OFFICE FURNITURE SUPPLIES	\$ 21,614.30
12/11/2020	75507	SOUTH WEST OFFICE NATIONAL	STATIONERY & OFFICE FURNITURE SUPPLIES	\$ 1,764.48
18/11/2020	75686	SOUTH WEST OFFICE NATIONAL	STATIONERY & OFFICE FURNITURE SUPPLIES	\$ 1,273.00
27/11/2020	75866	SOUTH WEST OFFICE NATIONAL	STATIONERY & OFFICE FURNITURE SUPPLIES	\$ 206.99
4/11/2020	75317	SOUTH WEST STEEL PRODUCTS	STEEL PRODUCTS SUPPLIER	\$ 117.60
12/11/2020	75578	SOUTH WEST STEEL PRODUCTS	STEEL PRODUCTS SUPPLIER	\$ 265.70
27/11/2020	75933	SOUTH WEST STEEL PRODUCTS	STEEL PRODUCTS SUPPLIER	\$ 96.68
4/11/2020	75215	SOUTHERN ATU SERVICES PTY LTD	WASTE MANAGEMENT SERVICES	\$ 1,900.30
12/11/2020	75475	SOUTHERN CROSS AU STEREO	ADVERTISING	\$ 2,313.30
27/11/2020	75857	SOUTHERN HABITAT NURSERY	NURSERY SUPPLIES	\$ 1,705.00
4/11/2020	75310	SOUTHERN LOCK AND SECURITY	SECURITY SERVICES	\$ 3,167.54
18/11/2020	75715	SOUTHERN LOCK AND SECURITY	SECURITY SERVICES	\$ 105.00
4/11/2020	75360	SOUTHERN MACHINING & MAINTENANCE	PLANT MAINTENANCE SERVICES	\$ 467.50
12/11/2020	75606	SOUTHERN MACHINING & MAINTENANCE	PLANT MAINTENANCE SERVICES	\$ 680.32
18/11/2020	75739	SOUTHERN MACHINING & MAINTENANCE	PLANT MAINTENANCE SERVICES	\$ 121.00
4/11/2020	75188	SOUTHWEST OUTDOOR POWER	PLANT PURCHASES / SERVICES / PARTS	\$ 1,006.55
27/11/2020	75815	SOUTHWEST OUTDOOR POWER	PLANT PURCHASES / SERVICES / PARTS	\$ 426.00
4/11/2020	75354	SOUTHWEST TYRE SERVICE	PLANT TYRE SUPPLIER / REPAIRER	\$ 2,959.80
12/11/2020	75600	SOUTHWEST TYRE SERVICE	PLANT TYRE SUPPLIER / REPAIRER	\$ 1,874.40
18/11/2020	75735	SOUTHWEST TYRE SERVICE	PLANT TYRE SUPPLIER / REPAIRER	\$ 7,052.50
27/11/2020	75960	SOUTHWEST TYRE SERVICE	PLANT TYRE SUPPLIER / REPAIRER	\$ 11,445.30
4/11/2020	75181	SPORTFIRST BUSSELTION	SPORT EQUIPMENT SUPPLIER	\$ 4,890.60
27/11/2020	75813	SPORTFIRST BUSSELTION	SPORT EQUIPMENT SUPPLIER	\$ 445.50
27/11/2020	75855	SPORTSPower	SPORT EQUIPMENT SUPPLIER	\$ 225.00
4/11/2020	75369	SPORTSWORLD OF WA	SPORT EQUIPMENT SUPPLIER	\$ 1,706.10
12/11/2020	75613	SPORTSWORLD OF WA	SPORT EQUIPMENT SUPPLIER	\$ 742.50
4/11/2020	75300	SPOTLIGHT PTY LTD	VACATION CARE SUPPLIES	\$ 118.50
12/11/2020	75568	SPOTLIGHT PTY LTD	VACATION CARE SUPPLIES	\$ 12.00
27/11/2020	75805	SPYKER TECHNOLOGIES PTY LTD	CCTV PRODUCTS AND SERVICES	\$ 17,869.27
4/11/2020	75216	ST GEORGE'S COMMUNITY CARE DUNSBOROUGH	MEETING ROOM HIRE	\$ 405.00
4/11/2020	75146	ST JOHN AMBULANCE	TRAINING SERVICES	\$ 800.00
27/11/2020	75783	ST JOHN AMBULANCE	TRAINING SERVICES	\$ 320.00
4/11/2020	75364	ST JOHN AMBULANCE AUSTRALIA	MEDICAL SUPPLIES/DEFIB & CABINET(S)	\$ 3,988.00
27/11/2020	75878	STAINIX HOLDINGS PTY LTD	FOOTPATH MAINTENANCE	\$ 770.00
4/11/2020	75172	STATEWIDE DOORS	DOOR MAINTENANCE SERVICES	\$ 85.00
12/11/2020	75449	STATEWIDE DOORS	MAINTENANCE SERVICES	\$ 120.00
4/11/2020	75299	STEWART & HEATON CLOTHING	PROTECTIVE CLOTHING SUPPLIER	\$ 1,651.78
12/11/2020	75567	STEWART & HEATON CLOTHING	PROTECTIVE CLOTHING SUPPLIER	\$ 110.15
5/11/2020	75391	STOCKER PRESTON RESIDENTIAL	RENT - A NOTTLE	\$ 860.00
19/11/2020	75755	STOCKER PRESTON RESIDENTIAL	RENT - A NOTTLE	\$ 860.00
4/11/2020	75376	STRATAGREEN	NURSERY SUPPLIES	\$ 369.15
4/11/2020	75351	SUEZ RECYCLING & RECOVERY (PERTH) PTY LTD	KERBSIDE RECYCLING SERVICES	\$ 538.75
12/11/2020	75440	SUMMERS CONSULTING	MOSQUITO BREEDING MONITORING	\$ 1,195.04
5/11/2020	75401	SUPERCHOICE	SUPERANNUATION	\$ 162,642.07
19/11/2020	75765	SUPERCHOICE	SUPERANNUATION	\$ 165,464.26
4/11/2020	75373	SURVCON P/L	SURVEY SERVICES	\$ 2,222.00
27/11/2020	75980	SURVCON P/L	SURVEY SERVICES	\$ 2,458.50
4/11/2020	75163	SUSAN SHAND	STAFF REIMBURSEMENT	\$ 87.00
4/11/2020	75330	SW PRECISION PRINT	PRINTING SERVICES	\$ 3,913.00
12/11/2020	75585	SW PRECISION PRINT	PRINTING SERVICES	\$ 571.00
27/11/2020	75941	SW PRECISION PRINT	PRINTING SERVICES	\$ 308.00
4/11/2020	75232	SWEET & UNIQUE (WA) PTY LTD T/AS LUV A LOLLY	CONFECTIONERY	\$ 277.75
18/11/2020	75703	SWITCHED ONTO SAFETY	CHEMICAL MANAGEMENT SYSTEM	\$ 4,880.70
4/11/2020	75246	SYNERGY	ELECTRICITY SUPPLIES	\$ 86,324.37
19/11/2020	75767	SYNERGY	ELECTRICITY SUPPLIES	\$ 2,615.11
27/11/2020	75871	SYNERGY	ELECTRICITY SUPPLIES	\$ 8,568.29
1/12/2020	76001	SYNERGY	ELECTRICITY SUPPLIES	\$ 25,186.16
12/11/2020	75430	TACTILE INDICATORS PTY LTD	TERRACOTTA PATHFINDERS	\$ 2,100.00
4/11/2020	75171	TAIL HOUSE	WELFARE PROGRAM	\$ 150.00
4/11/2020	75137	TARVIA PTY LTD	ENGINEERING SERVICES	\$ 17,963.00
12/11/2020	75414	TARVIA PTY LTD	ENGINEERING SERVICES	\$ 17,526.81
4/11/2020	75286	TDB DRAFTING	CIVIL DRAFTING SERVICES	\$ 960.00
27/11/2020	75835	TENDERLINK.COM	TENDER ADVERTISING	\$ 165.00
4/11/2020	75136	THE ASSOCIATION FOR PAYROLL SPECIALISTS	MEMBERSHIP / CONFERENCE	\$ 860.00



DATE	REF #	NAME	DESCRIPTION	AMOUNT
4/11/2020	75289	THE DRUG DETECTION AGENCY	DRUG AND ALCOHOL MANAGEMENT SERVICES	\$ 220.00
4/11/2020	75350	THE EQUINOX	CATERING	\$ 100.00
18/11/2020	75697	THE FLEMING SERVICE TRUST	ECONOMIC AND COMMUNITY SUPPORT GRANT	\$ 943.82
4/11/2020	75278	THE FLOWER PLACE BUSSELTON	FLORAL ARRANGEMENTS	\$ 88.00
4/11/2020	75282	THE FOODROOM	CATERING	\$ 267.50
4/11/2020	75229	THE GOOD EGG CAFE	VENUE HIRE AND CATERING	\$ 1,557.00
27/11/2020	75850	THE GOOD EGG CAFE	VENUE HIRE AND CATERING	\$ 808.00
27/11/2020	75818	THE PLANT SUPPLY CO	NURSERY SERVICES	\$ 5,058.85
4/11/2020	75237	THESE COLMAN	STAFF REIMBURSEMENT	\$ 263.64
4/11/2020	75255	THINK WATER DUNSBOROUGH	RETICULATION SERVICES	\$ 2,630.17
27/11/2020	75877	THOMSON GEER LAWYERS	LEGAL SERVICES	\$ 3,025.00
12/11/2020	75527	TIM ALLINGHAM	STAFF REIMBURSEMENTS	\$ 85.64
27/11/2020	75890	TIM ALLINGHAM	STAFF REIMBURSEMENTS	\$ 168.40
27/11/2020	75929	TJ DEPIAZZI AND SONS	LAWN SUPPLIES	\$ 4,754.64
4/11/2020	75247	TOLL TRANSPORT PTY LTD	COURIER SERVICES	\$ 503.59
12/11/2020	75511	TOLL TRANSPORT PTY LTD	COURIER SERVICES	\$ 100.05
18/11/2020	75688	TOLL TRANSPORT PTY LTD	COURIER SERVICES	\$ 181.29
27/11/2020	75874	TOLL TRANSPORT PTY LTD	COURIER SERVICES	\$ 241.02
12/11/2020	75561	TONI GARDINER	RATE REFUND	\$ 216.56
4/11/2020	75344	TOTAL EDEN PTY LTD	RETICULATION SUPPLIES	\$ 10,211.31
12/11/2020	75595	TOTAL EDEN PTY LTD	RETICULATION SUPPLIES	\$ 50,774.79
4/11/2020	75378	TOTAL HORTICULTURAL SERVICES	LANDSCAPING SERVICES	\$ 1,578.50
18/11/2020	75748	TOTAL HORTICULTURAL SERVICES	LANDSCAPING SERVICES	\$ 10,954.24
4/11/2020	75388	T-QUIP	MOWER PARTS & SERVICE	\$ 1,332.70
12/11/2020	75417	TRACIE ANDERSON	ART SALES	\$ 438.40
12/11/2020	75624	TRADE HIRE	PLANT HIRE & EQUIPMENT SERVICES	\$ 642.80
4/11/2020	75149	TRANEN PTY LTD	VEGETATION REPORTING	\$ 2,921.60
12/11/2020	75551	TREVOR J OATES	BITP REFUND	\$ 62.00
4/11/2020	75182	TROPHIES ON TIME	NAME BADGE SUPPLIER	\$ 319.00
12/11/2020	75460	TROPHIES ON TIME	NAME BADGE SUPPLIER	\$ 51.00
4/11/2020	75212	TRUCK CENTRE (WA) PTY LTD	PLANT PURCHASES / SERVICES / PARTS	\$ 138.21
12/11/2020	75481	TRUCK CENTRE (WA) PTY LTD	Plant - 2020 Volvo FM410 344 Rigid Truck	\$ 567.97
27/11/2020	75831	TRUCK CENTRE (WA) PTY LTD	PLANT PURCHASES / SERVICES / PARTS	\$ 353,542.21
18/11/2020	75694	TRUCKLINE	PLANT PURCHASES / SERVICES / PARTS	\$ 1,237.48
4/11/2020	75486	TRUCKLINE	PLANT PURCHASES / SERVICES / PARTS	\$ 158.00
4/11/2020	75294	TUSCAN GEOSCIENCE	PREPARATION - EXPERT WITNESS STATEMENT	\$ 1,110.00
4/11/2020	75367	TYREPOWER BUSSELTON	PLANT TYRE SUPPLIER / REPAIRER	\$ 119.00
27/11/2020	75973	TYREPOWER BUSSELTON	PLANT TYRE SUPPLIER / REPAIRER	\$ 1,240.00
4/11/2020	75211	UNDALUP ASSOCIATION INC	CANVAS SIGNS	\$ 880.00
4/11/2020	75204	UNDERGROUND POWER DEVELOPMENT PTY LTD	STREET LIGHTING AND POWER DESIGN	\$ 4,301.55
4/11/2020	75292	UNKL PTY LTD	Brand Creation for Busselton Performing Arts Centre (1st 50%)	\$ 12,375.00
4/11/2020	75176	URBAN COFFEE HOUSE	CATERING	\$ 2,190.90
12/11/2020	75456	URBAN COFFEE HOUSE	CATERING	\$ 1,366.50
27/11/2020	75810	URBAN COFFEE HOUSE	CATERING	\$ 577.00
18/11/2020	75691	URBIS PTY LTD	PROPERTY ECONOMIC & RESEARCH CONSULTING	\$ 7,793.01
12/11/2020	75435	URSULA FAHRER	ART SALES	\$ 32.00
12/11/2020	75557	VAL BRINLEY	ANIMAL REGISTRATION REFUND	\$ 150.00
27/11/2020	75970	VMS CONTRACTORS	MAINTENANCE SERVICES	\$ 3,003.00
4/11/2020	75154	VORCEE PTY LTD	GYM GOODS	\$ 240.90
18/11/2020	75730	W.A. HINO SALES & SERVICE	PLANT PURCHASES / SERVICES / PARTS	\$ 659.65
27/11/2020	75951	W.A. HINO SALES & SERVICE	PLANT PURCHASES / SERVICES / PARTS	\$ 386.09
4/11/2020	75148	WA EXTERNAL SOLUTIONS	GUTTER MAINTENANCE	\$ 8,038.10
18/11/2020	75645	WA EXTERNAL SOLUTIONS	GUTTER MAINTENANCE	\$ 275.00
27/11/2020	75785	WA EXTERNAL SOLUTIONS	GUTTER MAINTENANCE	\$ 1,974.50
12/11/2020	75438	WA NEWSPAPERS LIMITED	ADVERTISING SERVICES	\$ 879.70
5/11/2020	75397	WA SHIRE COUNCILS	UNION FEES	\$ 338.26
19/11/2020	75761	WA SHIRE COUNCILS	UNION FEES	\$ 356.76
12/11/2020	75623	WA SKILLS TRAINING	TRAINING SERVICES	\$ 1,200.00
27/11/2020	75983	WA SKILLS TRAINING	TRAINING SERVICES	\$ 2,300.00
4/11/2020	75129	WALGA	WALGA TRAINING SERVICES	\$ 120.00
12/11/2020	75425	WALGA ATF LGISWA	INSURANCE PREMIUM	\$ 5,000.00
27/11/2020	75824	WALGA ATF LGISWA	WORKER COMPENSATION SERVICES	\$ 365,757.40
27/11/2020	75800	WAVES ENVIRONMENTAL PTY LTD	BUSSELTON GROUNDWATER INVESTIGATION	\$ 77,053.35
12/11/2020	75492	WE MCGILL	ART SALES	\$ 12.00
12/11/2020	75411	WEATHERSAFE WA	CANVAS SERVICES	\$ 2,750.00
4/11/2020	75210	WELL DONE INTERNATIONAL PTY LTD	AFTERHOURS CALL CENTRE SERVICE	\$ 2,140.93
12/11/2020	75477	WELL DONE INTERNATIONAL PTY LTD	AFTERHOURS CALL CENTRE SERVICE	\$ 2,911.15
18/11/2020	75672	WELL DONE INTERNATIONAL PTY LTD	AFTERHOURS CALL CENTRE SERVICE	\$ 2,167.22
4/11/2020	75217	WELLGEMITY	PILATES AND BARRE CLASSES	\$ 800.00
4/11/2020	75333	WESFARMERS - BLACKWOODS	FLEET CONSUMABLES & MAINTENANCE PARTS	\$ 1,295.57
12/11/2020	75587	WESFARMERS - BLACKWOODS	FLEET CONSUMABLES & MAINTENANCE PARTS	\$ 17.77
18/11/2020	75724	WESFARMERS - BLACKWOODS	FLEET CONSUMABLES & MAINTENANCE PARTS	\$ 41.00
27/11/2020	75944	WESFARMERS - BLACKWOODS	CANCELLED PAYMENT	\$ -
1/12/2020	76006	WESFARMERS - BLACKWOODS	FLEET CONSUMABLES & MAINTENANCE PARTS	\$ 1,674.26
4/11/2020	75347	WESFARMERS KHG	GAS SERVICES	\$ 1,554.48
12/11/2020	75597	WESFARMERS KHG	GAS SERVICES	\$ 1,777.94
27/11/2020	75872	WESTBOOKS	LIBRARY RESOURCES	\$ 698.19
18/11/2020	75663	WESTERN IRRIGATION PTY LTD	BORE AND IRRIGATION SERVICES	\$ 1,780.88
4/11/2020	75338	WESTRAC P/L	PLANT PURCHASES / SERVICES / PARTS	\$ 9,598.38
12/11/2020	75592	WESTRAC P/L	PLANT PURCHASES / SERVICES / PARTS	\$ 386.10
18/11/2020	75728	WESTRAC P/L	PLANT PURCHASES / SERVICES / PARTS	\$ 558.84
27/11/2020	75949	WESTRAC P/L	CANCELLED PAYMENT	\$ -
1/12/2020	76007	WESTRAC P/L	PLANT PURCHASES / SERVICES / PARTS	\$ 11,976.44
4/11/2020	75164	WESTSIDE TILT TRAY SERVICE	ABANDONED CAR REMOVAL	\$ 165.00
18/11/2020	75652	WESTSIDE TILT TRAY SERVICE	ABANDONED CAR REMOVAL	\$ 165.00
27/11/2020	75796	WESTSIDE TILT TRAY SERVICE	ABANDONED CAR REMOVAL	\$ 165.00
12/11/2020	75470	WHITCOMBE DRAFTING SERVICES	CIVIL DESIGN AND DRAFTING	\$ 5,297.50
19/11/2020	75766	WHITCOMBE DRAFTING SERVICES	CIVIL DESIGN AND DRAFTING	\$ 3,932.50
18/11/2020	75721	WINC AUSTRALIA PTY LTD	STATIONERY SUPPLIER	\$ 182.09
27/11/2020	75979	WINL CONSULTANTS PTY LTD	CONSULTANCY SERVICES	\$ 676.50
4/11/2020	75153	WOODLANDS DISTRIBUTORS & AGENCIES PTY LTD	STREETSCAPE FURNITURE	\$ 7,451.40
4/11/2020	75341	WORK CLOBBER	PROTECTIVE CLOTHING SUPPLIER	\$ 2,388.00
18/11/2020	75732	WORK CLOBBER	PROTECTIVE CLOTHING SUPPLIER	\$ 581.00
27/11/2020	75954	WORK CLOBBER	PROTECTIVE CLOTHING SUPPLIER	\$ 213.00
12/11/2020	75452	WORK METRICS	HEALTH AND SAFETY SOFTWARE	\$ 110.00

DATE	REF #	NAME	DESCRIPTION	AMOUNT
18/11/2020	75658	WORK METRICS	HEALTH AND SAFETY SOFTWARE	\$ 220.00
4/11/2020	75368	WREN OIL	WASTE OIL SERVICES	\$ 260.50
27/11/2020	75975	WREN OIL	WASTE OIL SERVICES	\$ 275.50
4/11/2020	75358	WRIGHT EXPRESS AUSTRALIA PTY LTD (COLES)	COUNCIL & STAFF REFRESHMENTS	\$ 488.53
12/11/2020	75663	WRIGHT EXPRESS AUSTRALIA PTY LTD (COLES)	COUNCIL & STAFF REFRESHMENTS	\$ 985.93
18/11/2020	75737	WRIGHT EXPRESS AUSTRALIA PTY LTD (COLES)	COUNCIL & STAFF REFRESHMENTS	\$ 199.19
27/11/2020	75963	WRIGHT EXPRESS AUSTRALIA PTY LTD (COLES)	COUNCIL & STAFF REFRESHMENTS	\$ 736.31
4/11/2020	75192	YAHAWA KOFFEE WORKS WHOLESALE	CATERING AND CAFÉ SUPPLIES	\$ 967.00
27/11/2020	75817	YAHAWA KOFFEE WORKS WHOLESALE	CATERING AND CAFÉ SUPPLIES	\$ 354.00
4/11/2020	75323	ZIPFORM PTY LTD	PRINTING SERVICES	\$ 4,214.88
18/11/2020	75722	ZIPFORM PTY LTD	PRINTING SERVICES	\$ 1,424.50
27/11/2020	75876	ZOHO CORPORATION PTY LTD	SOFTWARE LICENCES	\$ 4,992.90
				<b>\$ 7,097,583.20</b>

TRUST PAYMENTS NOVEMBER 2020				
DATE	REF #	NAME	DESCRIPTION	AMOUNT
9/11/2020	7534	DEPARTMENT OF MINES, INDUSTRY REGULATION & SAFETY	BUILDING SERVICES LEVY	\$ 37,298.43
9/11/2020	7535	CITY OF BUSSELTON	COMMISSION ON BUILDING LEVIES	\$ 826.00
9/11/2020	7536	CONSTRUCTION TRAINING FUND	BCITF LEVY	\$ 3,900.22
16/11/2020	7537	KEVIN DAFF BUILDING PTY LTD	CTF REFUNDS	\$ 516.00
				<b>\$ 42,540.65</b>

DIRECT DEBIT PAYMENTS NOVEMBER 2020				
DATE	REF #	NAME	DESCRIPTION	AMOUNT
26/11/2020	4342	AD EMBRY & EM EMBRY	RATE REFUNDS	\$ 437.00
31/11/2020	4322	AIRPORT PARKING CARD REFUNDS	AIRPORT PARKING CARD REFUNDS	\$ 20.00
31/10/2020	4323	AMPOL AUSTRALIA PETROLEUM PTY LTD	FUEL SERVICES	\$ 58,637.07
2/11/2020	4327	ANZ BANK	BANK FEES	\$ 15.00
2/11/2020	4335	ANZ BANK	BANK FEES	\$ 5,989.02
2/11/2020	4340	ANZ BANK	BANK FEES	\$ 57.42
5/11/2020	4341	ANZ BANK	BANK FEES	\$ 3,562.22
5/11/2020	4344	ANZ BANK	BANK FEES	\$ 249.61
5/11/2020	4354	ANZ BANK	BANK FEES	\$ 685.50
5/11/2020	4346	ANZ BANK	BANK FEES	\$ 316.11
6/11/2020	4348	ANZ BANK	VISA CARD PAYMENT	\$ 10,810.71
		APPLE.COM/BILL SYDNEY	ICLOUD STORAGE	\$ 4.49
		THE GOOSE BEACH BAR BUSSELTON	RACWA MEETING- LUNCH	\$ 95.00
		SWAN TAXIS 13 13 30 VICTORIA PARK	RACWA MEETING- TAXI	\$ 10.50
		QT PERTH PERTH	ACCOMMODATION - RACWA MEETING	\$ 185.58
		QT PERTH PERTH	ACCOMMODATION - RACWA MEETING	\$ 185.58
		QT PERTH PERTH	RACWA MEETING- REFRESHMENTS	\$ 39.42
		CPP PIER STREET PERTH	RACWA MEETING- PARKING	\$ 19.18
		WILSON PARKING AUSTRAL PERTH	RACWA MEETING- PARKING	\$ 21.26
		WILSON PARKING PER031 PERTH	PERTH PARKING	\$ 8.10
		THE GOOD EGG CAFE PT BUSSELTON	DIRECTOR CONDUCTION MANAGER PERFORMANCE REVIEWS	\$ 4.50
		THE GOOD EGG CAFE PT BUSSELTON	DIRECTOR CONDUCTION MANAGER PERFORMANCE REVIEWS	\$ 9.30
		NIE SOFTWARE PTY LTD PORT MELBOURNE	2020 ONLINE NSW COASTAL FORUM	\$ 103.00
		WWW.OURXPLO.COM MELBOURNE	VACATION CARE SOFTWARE SUBSCRIPTION- GLC	\$ 165.00
		WWW.OURXPLO.COM MELBOURNE	VACATION CARE SOFTWARE SUBSCRIPTION- NEC	\$ 165.00
		DWYER - WATER PERTH	CLEARING PERMIT - CAPEL TUTENUP RD	\$ 2,400.00
		SENDGRID (14.95 USD INCL OVERSEAS TXN FEE 0.63 AUD)	PROVIDE EMAIL CAPABILITY TO CUSTOMERS	\$ 21.53
		POST BUSSELTON POST BU BUSSELTON	PASSPORT PHOTO FOR MEMBERSHIP TO INST. OF COMPANY DIRECT.	\$ 19.95
		MESSAGEMEDIA MELBOURNE	CUSTOMER RETENTION AND CONTACT SYSTEM	\$ 84.13
		FACEBOOK F9DEBNSAD2 FB.ME/ADS -	YOUTH FACEBOOK	\$ 33.99
		KNIGHT ONLINE 03	CABIN AT BITP	\$ 124.25
		SPOTIFY P1-1BC3P059 SYDNEY	MUSIC FOR YOUTH EVENTS	\$ 17.99
		COMPANY DIRECTOR SYDNEY	ANNUAL MEMBERSHIP	\$ 825.00
		SOUNDCLOUD BERLIN.INCL OVERSEAS TXN FEE 4.35 AUD	SUBSCRIPTION FOR BUSSELTON ORAL SOCIETY	\$ 149.35
		FACEBOOK R23BIW6AD2 FB.ME/ADS	YOUTH FACEBOOK	\$ 33.99
		ALBIES BAR & BISTRO BUSSELTON	COUNCILLOR DINNER	\$ 526.30
		PUMA GINGERS UPPER SWAN	DIESEL FOR DFCS VEHICLE	\$ 43.44
		DONGARA HARDWARE AND DONGARA	DIESEL FOR DFCS VEHICLE	\$ 86.75
		BP CARNARVON 6663 CARNARVON	DIESEL FOR DFCS VEHICLE	\$ 41.93
		MAILCHIMP "MONTHLY" MAILCHIMP.COM	BAY TO BAY NEWSLETTER ELECTRONIC MAIL OUT	\$ 305.30
		NORTHWEST VENUES DALKETH	DIESEL FOR DFCS VEHICLE	\$ 81.50
		NORTHWEST VENUES DALKETH	DIESEL FOR DFCS VEHICLE	\$ 82.16
		STAR UART ERMOUTH	DIESEL FOR DFCS VEHICLE	\$ 42.59
		BP CARNARVON 6663 CARNARVON	DIESEL FOR DFCS VEHICLE	\$ 66.71
		BP WINTHELLA 1892 GERALDTON	DIESEL FOR DFCS VEHICLE	\$ 81.43
		CIKS ENTERPRISES PTY L JUBRIEN BAY	TYNES - DFCS VEHICLE	\$ 100.00
		LOCAL GOVERNMENT MANA EAST PERTH	MEMBERSHIP SARAH PIERSON	\$ 531.00
		MERCHANT AND MAKER DUNSBOROUGH	THANK YOU GIFT VOUCHERS- STRATEGIC COMMUNITY PLAN REVIEW	\$ 25.00
		MERCHANT AND MAKER DUNSBOROUGH	THANK YOU GIFT VOUCHERS- STRATEGIC COMMUNITY PLAN REVIEW	\$ 25.00
		SEA CHANGE NEWS DUNSBOROUGH	THANK YOU GIFT VOUCHERS- STRATEGIC COMMUNITY PLAN REVIEW	\$ 50.00
		BISTRO BRETON BUSSELTON	THANK YOU GIFT VOUCHERS- STRATEGIC COMMUNITY PLAN REVIEW	\$ 50.00
		THE GOOD EGG CAFE PT BUSSELTON	LUNCH FOR CONSULTANT & DFCS	\$ 59.70
		YARRI RESTAURANT DUNSBOROUGH	THANK YOU GIFT VOUCHERS- STRATEGIC COMMUNITY PLAN REVIEW	\$ 101.00
		MWA"THE ORIGIN 153 VASSE	THANK YOU GIFT VOUCHERS- STRATEGIC COMMUNITY PLAN REVIEW	\$ 100.00
		CALLOW CORNER NEWS BUSSELTON	BALLOT BOX FOR SCP REVIEW CONSULTATION	\$ 84.15
		CALLOW CORNER NEWS BUSSELTON	BALLOT BOX FOR SCP REVIEW CONSULTATION	\$ 16.83
		EAST FREMANTLE MED EAST FREMANTLE	PRE EMPLOYMENT MEDICAL- HAYLEY BULLIMORE	\$ 250.00
		ZOOM US 888-799-9666 WWW.ZOOM.US	ZOOM PRO LICENCE	\$ 21.62
		AUSSIE BROADBAND PTY L MORWELL	MIRE ARCHER - RESIDENTIAL BROADBAND	\$ 65.00
		AMAZON AUSTRALIA SERVICES MELBOURNE	KINDLE PURCHASE - REIMBURSED TO CITY	\$ 9.63
		ZOOM US 888-799-9666 8887999666	ZOOM PRO LICENCE REFUNDS	\$ 20.99
		ZOOM US 888-799-9666 8887999666	ZOOM PRO LICENCE REFUNDS	\$ 20.99
		ZOOM US 888-799-9666 8887999666	ZOOM PRO LICENCE REFUNDS	\$ 20.99
		ZOOM US 888-799-9666 8887999666	ZOOM PRO LICENCE REFUNDS	\$ 20.99
		ZOOM US 888-799-9666 8887999666	ZOOM PRO LICENCE REFUNDS	\$ 20.99
		ZOOM US 888-799-9666 8887999666	ZOOM PRO LICENCE REFUNDS	\$ 20.99



DATE	REF #	NAME	DESCRIPTION	AMOUNT
		ZOOM.US 888-799-9666 8887999666	ZOOM PRO LICENCE REFUNDS	\$ 20.99
		ZOOM.AUD 8887999666	ZOOM PRO LICENCE REFUNDS	\$ 35.68
		APPLE.COM/BILL SYDNEY	MIKE ARCHER ICLOUD	\$ 4.49
		ZOOM.US 888-799-9666 WWW.ZOOM.US	ZOOM PRO LICENCES	\$ 737.23
		EB *COVID SAFE EVENTS 801-413-7200	TICKETS TO COVID SAFE EVENTS SEMINAR	\$ 104.94
		MENTIMETER STOCKHOLM 299.88 USD 12.58 AUD	1 YEAR ACCESS TO MENTIMETER	\$ 431.99
		HUMANITIX TICKETING BELROSE	TICKETS FOR FUNDAMENTAL'S OFF ARTS FUNDRAISING WORKSHOP	\$ 143.00
		CROWNE PLAZA PERTH OPI PERTH	ACCOMMODATION FOR BUSHFIRE MANAGEMENT PLANNING FORUM	\$ 665.56
		CALTIX WEST BUSSELTON WEST BUSSELTON	CATERING FOR TRAINING	\$ 8.05
		COLES EXPRESS 2012 DUNSBOROUGH	CATERING FOR BURNS	\$ 102.50
		COLES EXPRESS 2012 DUNSBOROUGH	FUEL FOR VEHICLE	\$ 69.42
		SQ *SQUIDLIPS DUNSBORO DUNSBOROUGH	CATERING FOR BURNS	\$ 16.00
		PEACE PIZZA SW DUNSBOROUGH	CATERING FOR BURNS	\$ 815.00
		SQ *THE CURE DUNSBOROU DUNSBOROUGH	CATERING FOR BURNS	\$ 22.50
		BAYSIDE BURGER BAR DUNSBOROUGH	CATERING FOR BURNS	\$ 132.00
		SIMMO'S ICE CREAMERY DUNSBOROUGH	CATERING FOR BURNS	\$ 108.90
		GEOGRAPHIE PETROLEUM BUSSELTON	FUEL FOR BURNING OPERATIONS	\$ 17.73
		TWO LITTLE BLACK BI MANJIMUP	CATERING FOR BURNS	\$ 16.00
		MELO VELO CAFE - NANN NANNUP	CATERING FOR BURNS	\$ 19.90
		MCDONALDS VASSE VASSE	CATERING FOR BURNS	\$ 18.63
9/11/2020	4334	AS OLIVER	RATE REFUNDS	\$ 10,455.69
23/11/2020	4338	BUSSELTON SHEDS PLUS	REFUND INCORRECT FEE PAID	\$ 147.00
4/11/2020	4331	CI MCCREDDON	RATE REFUNDS	\$ 3,028.53
3/11/2020	4328	COMMONWEALTH BANK	BANK FEES	\$ 2,710.87
16/11/2020	4329	COMMONWEALTH BANK	BANK FEES	\$ 240.10
16/11/2020	4336	D E W R	REFUND PART CANCELLATION FEE	\$ 472.50
4/11/2020	4326	DALE ALCOCK HOMES	REFUND WITHDRAWN DA APPLICATION	\$ 581.71
12/11/2020	4324	JCLEM CONSULTING	REFUND DUPLICATE CREDIT CARD PAYMENT	\$ 368.00
2/11/2020	4320	LES MILLS ASIA PACIFIC	CONTRACT FEES GLC	\$ 461.44
2/11/2020	4321	LES MILLS ASIA PACIFIC	CONTRACT FEES GLC	\$ 582.89
25/11/2020	4343	M BLORE	CANCELLATION REFUND	\$ 948.00
11/11/2020	4325	M JONES & B HERBERT	REFUND LEVY NOT REQUIRED	\$ 50.00
30/11/2020	4347	MORGAN JONES PTY	REFUND RATES OVERPAYMENT	\$ 800.85
16/11/2020	4333	O AAMCOT	RATE REFUNDS	\$ 2,598.79
6/11/2020	4330	PERRON DEVELOPMENTS	REFUND BA DUPLICATE PAYMENT	\$ 1,441.60
17/11/2020	4332	TIMW HOLDINGS	RATE REFUNDS	\$ 2,377.22
9/11/2020	4339	VJ HOWSON	RATE REFUNDS	\$ 0.03
19/11/2020	4337	WA COUNTRY BUILDERS	REFUND APPLICATION RAISED IN ERROR	\$ 236.00
				\$ 105,280.88
DIRECT DEBIT PAYMENTS NOVEMBER 2020				
DATE	REF #	NAME	DESCRIPTION	AMOUNT
3/11/2020	PAYROLL	CITY OF BUSSELTON PAYROLL	PAYROLL & SALARIES 3.11.20	\$ 786,551.36
17/11/2020	PAYROLL	CITY OF BUSSELTON PAYROLL	PAYROLL & SALARIES 17.11.20	\$ 796,773.75
				\$ 1,583,325.11

## 6.2 FINANCIAL ACTIVITY STATEMENTS - YEAR TO DATE AS AT 30 NOVEMBER 2020

<b>STRATEGIC GOAL</b>	6. LEADERSHIP Visionary, collaborative, accountable
<b>STRATEGIC OBJECTIVE</b>	6.1 Governance systems, process and practices are responsible, ethical and transparent.
<b>SUBJECT INDEX</b>	Financial Services
<b>BUSINESS UNIT</b>	Financial Services
<b>REPORTING OFFICER</b>	Manager Financial Services - Paul Sheridan
<b>AUTHORISING OFFICER</b>	Director Finance and Corporate Services - Tony Nottle
<b>NATURE OF DECISION</b>	Executive: substantial direction setting, including adopting budgets, strategies, plans and policies (excluding local planning policies); funding, donations and sponsorships; reviewing committee recommendations
<b>VOTING REQUIREMENT</b>	Simple Majority
<b>ATTACHMENTS</b>	Attachment A Investment Report November 2020  Attachment B Financial Activity Statement November 2020 

### COMMITTEE RECOMMENDATION AND OFFICER RECOMMENDATION

**F2101/003** Moved Councillor J Barrett-Lennard, seconded Councillor S Riccelli

That the Council receives the statutory financial activity statement reports for the period ending 30 November 2020, pursuant to Regulation 34(4) of the *Local Government (Financial Management) Regulations*.

**CARRIED 5/0**

### **EXECUTIVE SUMMARY**

Pursuant to Section 6.4 of the *Local Government Act 1995* (the Act) and Regulation 34(4) of the *Local Government (Financial Management) Regulations 1996* (the Regulations), a local government is to prepare, on a monthly basis, a statement of financial activity that reports on the City's financial performance in relation to its adopted / amended budget.

This report has been compiled to fulfil the statutory reporting requirements of the Act and associated Regulations, whilst also providing the Council with an overview of the City's financial performance on a year to date basis for the period ending 30 November 2020.

### **BACKGROUND**

The Regulations detail the form and manner in which financial activity statements are to be presented to the Council on a monthly basis, and are to include the following:

- Annual budget estimates
- Budget estimates to the end of the month in which the statement relates
- Actual amounts of revenue and expenditure to the end of the month in which the statement relates
- Material variances between budget estimates and actual revenue/expenditure (including an explanation of any material variances)
- The net current assets at the end of the month to which the statement relates (including an explanation of the composition of the net current position)

Additionally, and pursuant to Regulation 34(5) of the Regulations, a local government is required to adopt a material variance reporting threshold in each financial year. At its meeting on 27 July 2020, the Council adopted (C2007/071) the following material variance reporting threshold for the 2020/21 financial year:

*That pursuant to Regulation 34(5) of the Local Government (Financial Management) Regulations, the Council adopts a material variance reporting threshold with respect to financial activity statement reporting for the 2020/21 financial year as follows:*

- *Variances equal to or greater than 10% of the year to date budget amount as detailed in the Income Statement by Nature and Type/Statement of Financial Activity report, however variances due to timing differences and/or seasonal adjustments are to be reported only if not to do so would present an incomplete picture of the financial performance for a particular period; and*
- *Reporting of variances only applies for amounts greater than \$25,000.*

#### **OFFICER COMMENT**

In order to fulfil statutory reporting requirements and to provide the Council with a synopsis of the City's overall financial performance on a year to date basis, the following financial reports are attached hereto:

##### Statement of Financial Activity

This report provides details of the City's operating revenues and expenditures on a year to date basis, by nature and type (i.e. description). The report has been further extrapolated to include details of non-cash adjustments and capital revenues and expenditures, to identify the City's net current position; which reconciles with that reflected in the associated Net Current Position report.

##### Net Current Position

This report provides details of the composition of the net current asset position on a full year basis, and reconciles with the net current position as per the Statement of Financial Activity.

##### Capital Acquisition Report

This report provides full year budget performance (by line item) in respect of the following capital expenditure activities:

- Land and Buildings
- Plant and Equipment
- Furniture and Equipment
- Infrastructure

##### Reserve Movements Report

This report provides summary details of transfers to and from reserve funds, and associated interest earnings on reserve funds, on a full year basis.

Additional reports and/or charts are also provided as required to further supplement the information comprised within the statutory financial reports.



**Comments on Financial Activity to 30 November 2020**

The Statement of Financial Activity (FAS), for the year to date (YTD) as at 30 November 2020 shows an overall Net Current Position of \$33.4M as opposed to the budget of \$21.8M. This represents a positive variance of \$11.7M YTD. This variance increased by \$2M in November.

The following table summarises the major YTD variances that appear on the face of the FAS, which, in accordance with Council's adopted material variance reporting threshold, collectively make up the above difference. Each numbered item in this lead table is explained further in the report.

Description	2020/21 Actual YTD \$	2020/21 Amended Budget YTD \$	2020/21 Amended Budget \$	2020/21 YTD Bud Variance %	2020/21 YTD Bud Variance \$	Change in Variance Current Month \$
<b>Revenue from Ordinary Activities</b>				<b>0.37%</b>	<b>243,011</b>	<b>388,993</b>
1. Operating Grants, Subsidies and Contributions	2,068,471	1,841,090	4,819,786	12.35%	227,381	107,105
<b>Expenses from Ordinary Activities</b>				<b>10.04%</b>	<b>3,394,035</b>	<b>(24,349)</b>
2. Materials & Contracts	(5,722,049)	(7,572,326)	(18,710,746)	24.43%	1,850,276	108,688
3. Utilities	(1,013,511)	(1,160,855)	(2,770,956)	12.69%	147,344	33,640
4. Other Expenditure	(904,477)	(1,831,608)	(5,236,779)	50.62%	927,131	9,185
5. Non-Operating Grants, Subsidies and Contributions	3,682,520	4,503,591	29,904,462	(18.23%)	(821,071)	195,329
<b>Capital Revenue &amp; (Expenditure)</b>				<b>24.53%</b>	<b>6,072,230</b>	<b>806,856</b>
6. Land & Buildings	(2,280,874)	(2,781,046)	(17,454,059)	17.99%	500,173	(227,618)
Plant & Equipment	(676,530)	(1,106,810)	(2,510,340)	38.88%	430,280	105,359
Infrastructure	(5,954,913)	(13,839,129)	(35,785,600)	56.97%	7,884,216	1,575,011
7. Proceeds from Sale of Assets	121,925	399,500	581,500	(69.48%)	(277,575)	(138,000)
8. Transfer to Restricted Assets	(2,598,783)	(22,920)	(62,750)	(11238.49%)	(2,575,863)	(693,958)
9. Transfer from Restricted Assets	131,980	0	2,807,074	100.00%	131,980	72,968

In total, revenue from Ordinary Activities is \$243K, or 0.37%, ahead of budget YTD. The only material variance item contributing to this is:

Ahead of YTD budget by \$227K, or 12.35%, mainly due to the items listed in the table below:

Revenue Code	Revenue Code Description	Actual YTD \$	Amended Budget YTD \$	Variance YTD \$	Variance YTD %	Change in Variance Current Month \$
<b><u>Finance and Corporate Services</u></b>		<b>870,668</b>	<b>921,274</b>	<b>(50,606)</b>	<b>(5.81%)</b>	<b>(26,350)</b>
10200	Financial Services – Reimbursements	64,043	103,625	(39,582)	(61.81%)	(21,274)
The second instalment of the LGIS Contributions Assistance Package was due to be received in November, but instead a credit note received from LGIS was offset against scheme policies that were due for payment in early December, at their instruction.						
<b><u>Community and Commercial Services</u></b>		<b>185,592</b>	<b>149,179</b>	<b>36,413</b>	<b>19.62%</b>	<b>83,847</b>
10530	Community Services Administration – State Government Grants	50,000	20,835	29,165	58.33%	(4,167)
The Rio Tinto COVID Relief & Recovery Grant was invoiced in total in August, however the budget was spread evenly over 12 months.						
<b><u>Planning and Development Services</u></b>		<b>886,521</b>	<b>818,257</b>	<b>31,852</b>	<b>3.59%</b>	<b>43,622</b>
10925	Preventative Services – CLAG – State Government Grants	26,418	-	26,418	100.00%	-
The Department of Health contribution to the mosquito program was received a month earlier than budgeted.						
<b><u>Engineering and Works Services</u></b>		<b>1,197,803</b>	<b>919,816</b>	<b>241,575</b>	<b>20.17%</b>	<b>121,299</b>
W0267	Road Safety Signage Infrastructure – Federal government Grants	50,000	-	50,000	100.00%	-
The \$98K budget for year 1 of the \$194K grant from the Road Safety Innovation Fund was amended to be received in January. However, \$50K relating to milestone 1 was received in November.						
11301	Regional Waste Management Administration – Reimbursements	47,958	9,165	38,793	80.89%	46,125
The contributions to the 2020/21 Southwest Regional Waste Group Project were received from 10 participating local governments in November, totalling \$48K. Only \$22K was budgeted for the year, and this was spread over 12 months.						
11501	Operations Services Works – Reimbursements	97,167	25,500	71,667	73.76%	10,803
Workers compensation claims totalling \$97K have been received YTD. This is by nature very difficult to predict. \$61K was budgeted for the year, spread evenly over 12 months.						



Expenditure from ordinary activities is \$3.4M, or 10%, less than expected when compared to the budget YTD as at November. The following individual expense line items on the face of the financial statement have YTD variances that meet the material reporting thresholds:

Better than budget by \$1.8M or 24.3%. The table below lists the main variance items that meet the reporting thresholds:

Cost Code	Cost Code Description	Actual YTD \$	Amended Budget YTD \$	Variance YTD \$	Variance YTD %	Change in Variance Current Month \$
<b>Finance and Corporate Services</b>		<b>829,630</b>	<b>941,496</b>	<b>111,866</b>	<b>11.9%</b>	<b>61,133</b>
10000	Members of Council	63,326	32,897	(30,429)	(92.5%)	41
The variance is timing related and is in relation to Subscriptions and Memberships. We have received and paid all of the membership fees due under this budget line item, where it was anticipated that we would receive a number of them later in the year (by the end of December). This variance will resolve after December.						
10250	Information & Communication Technology Services	492,029	555,557	63,528	11.4%	45,305
Largely due to a lower than expected spend on consultants, caused by lingering delays in various projects due to COVID. Also, a planned longer term consulting arrangement with a Tech1 specialist has been facilitated via a fixed term employment contract, rather than via consultancy fees.						
<b>Community and Commercial Services</b>		<b>513,540</b>	<b>899,488</b>	<b>385,948</b>	<b>42.9%</b>	<b>20,306</b>
10380	Busselton Library	15,956	45,247	29,291	64.7%	3,063
Spending in this area was put on hold for a few months whilst tenders were sought for a new "buy local" initiative to purchase a range of new release books from a local book shop. We have now commenced spending in this area and will soon catch up. The purchase of new furniture and office equipment (under the capitalisation threshold), has been held up due to the new renovations and the subsequent requirement for furniture and fitout of the new children's area. Depending on the final budget of the renovations, the furniture fit out will be considered in the remaining funds. Have earmarked spending the 2020/21 furniture budget very soon.						
10541	Recreation Planning	1,030	45,166	44,136	97.7%	12,500
Timing of expenditure is largely due in Q2 & Q3 awaiting the outcomes of external grant applications. As of late November, grant deeds have not been received. The expected expenditure is now Q3 and Q4.						
10590	Naturaliste Community Centre	20,751	55,420	34,669	62.6%	7,518
The Naturaliste Community Centre was closed due to COVID and upon reopening, was subject to phased restrictions which limited the attendance numbers and therefore expenditure associated with our programs and services throughout the first two quarters. To date, we are still limited by Phase 4 restrictions and have limited numbers in some activities affecting a slow return to business as usual and therefore planned expenditure. Business is now picking up and we are likely to see increased expenditure over the next few months in line with budget.						
10591	Geographe Leisure Centre	119,567	165,597	46,030	27.8%	(2,466)
This is the same as the factors listed above for the NCC.						
10600	Busselton Jetty Tourist Park	171,667	242,090	70,423	29.1%	5,725
The majority of this variance cost is the monthly management contract fee (\$41,125) for the caravan park which has resulted due to a timing issue with presentation and payment of the invoice. Other expenses falling within Materials & Contracts are related to maintenance, which will occur throughout the year.						







Various	Waste services	876,562	1,103,420	226,858	20.6%	(33,144)
The pandemic resulted with more people remaining at home for extended periods, generating more household waste. This, coupled with the two major storm events, requiring more time to process the increased volumes and therefore delays in payment of invoices, has contributed to the larger variances. Another contributing factor is that the City has suspended the FOGO service (i.e. no collection and no processing costs) for the remainder of the financial year. Furthermore, there were also delays in receiving invoices from various aspects of the recycling contractor as well. Another contributing factor is the planned restoration works associated with the decontamination of the Busselton Transfer Station and its surrounds which have not as yet commenced.						
Various	Roads Maintenance	814,707	361,170	(453,537)	(125.6%)	(38,552)
Higher than normal costs are largely associated with DRFCA WA storm damage claims from the May 2020 storm events. Three claims have been submitted to DFES with a fourth and final claim submitted in November. Claims totalling \$789k have been submitted, with \$150k of these associated with costs incurred in the previous financial year. The State Government is awaiting a determination by the Federal Government specific to disaster recovery in relation to debris removal from road verges and the evidence requirements in support of these types of claims.						
Various	Reserve Maintenance	527,663	822,905	295,242	35.9%	(12,414)
Costs associated with Public Open Spaces are historically lower in the first half of the financial year with an increasing in costs beginning as we move into the busy summer period. In November costs associated with the City's stock of Parks and Reserves started to rise accordingly.						
5280	Transport - Fleet Management	678,144	852,567	174,423	20.5%	11,228
Fuel was underspent by \$103,702 YTD due to lower fuel cost and lower plant and vehicle utilisation. Tyre purchase was underspent by \$12,871 YTD, replacement parts/tooling/contractor costs were underspent by \$57,850 YTD. Budget is spread evenly across the year, however spending is generally more cyclical in nature and peaks in the busier spring/summer/autumn months.						

### 3. Utilities

Costs are \$147K, or 12.7%, under budget as at November YTD. Contributing factors include:

- At year ended 30 June 2020, the June street lighting account was booked in June, rather than in the following month when received per normal practice. Accruals are not done on a monthly basis, so this has the effect of causing actuals to appear to be on average \$75K behind budget in relation to street lighting (until the following June, when actuals will catch up to budget).
- There have been delays in receiving the accounts for parks and reserves from Synergy, due to system issues at their end (along with a number of other electricity accounts). With no accruals on a monthly basis, this also causes what appears to be an under-spend against the budget. As at November, system issues at Synergy are still ongoing. Pending resolution of this and a catch up in billing, this should largely rectify itself in coming months as the billing cycles re-align.
- Apart from the Synergy system issues, the invoices that were in fact emailed from Synergy were quarantined at the City end due to the new cyber security practices. The quarantined messages are not visible to Accounts staff, however processes are being developed to ensure they are made aware in a timely fashion to avoid supplier payment delays.



\$927K, or 50.6%, under the budget YTD. The main contributing items are listed below:

Cost Code	Cost Code Description	Actual YTD \$	Amended Budget YTD \$	Variance YTD \$	Variance YTD %	Change in Variance Current Month \$
<b><u>Finance and Corporate Services</u></b>		<b>233,561</b>	<b>312,561</b>	<b>79,000</b>	<b>25.3%</b>	<b>(4,013)</b>
10000	Members of Council	183,074	224,058	40,984	18.3%	(11,781)
Timing variances exist in relation to the payment of elected member allowances and reimbursements. As per previous commentary, some of this is related to sitting fees being paid in arrears with a double payment in June. This makes up approximately \$30K of the variance. Close to \$4k is related to there being no expenditure against the Council holding account, and the balance relates to timing variances for expense reimbursements which are difficult to predict when budgeting.						
<b><u>Community and Commercial Services</u></b>		<b>527,784</b>	<b>1,265,335</b>	<b>737,551</b>	<b>58.3%</b>	<b>24,095</b>
10536	School Chaplaincy Programs	41,400	-	(41,400)	(100.0%)	-
Historically, Youthcare invoices the City in the 2 <sup>nd</sup> half of the year, but this year invoiced earlier than budgeted.						
10547	Iron Man	-	200,000	200,000	100.0%	-
Ironman has been cancelled for this year and hence the funds will not be expended. Council have resolved (C2012/159 – 9 December 2020) to utilise the remaining budget towards an electronic billboard, however this will not likely be completed until closer to the end of the financial year.						
10567	CinefestOZ	-	120,000	120,000	100.0%	-
YTD variance is due to the CinefestOZ sponsorship amount being incorrectly paid out of 10530 (a request will be made to journal funds from 10530 to this account to correct the error). Further, the sponsorship contract was varied due to change in format as a result of COVID (C2009/110) - \$80k paid in 2020/21 with the balance (\$38k) carried over to be paid in addition to 2021/22 Market Yield Adjustment.						
11151	Airport Operations	76	413,929	413,853	100.0%	52
Airport Operations marketing activities for RPT services which have not commenced due to COVID.						
12631	Peel Tce Building & Surrounds	81,800	40,899	(40,901)	(100.0%)	(40,900)
The December quarter funding contribution to MRBTA was paid earlier than usually planned.						
<b><u>Planning and Development Services</u></b>		<b>62,027</b>	<b>97,517</b>	<b>35,490</b>	<b>36.4%</b>	<b>(16,493)</b>
10805	Planning Administration	8,523	25,000	16,477	65.9%	(3,523)
The subsidy for the façade refurbishment at the old Hobson's site was delayed. This will be paid in January.						
10830	Environmental Management Administration	119	17,528	17,409	99.3%	17,400
YTD variance due to timing of Biodiversity Incentive Rebate Scheme payment due May 2021.						
<b><u>Engineering and Works Services</u></b>		<b>35,720</b>	<b>102,460</b>	<b>66,740</b>	<b>65.1%</b>	<b>3,270</b>
B1223	Micro Brewery - Public Ablution	-	60,000	60,000	100.0%	-
The City's fund contribution to the construction of these ablutions is due to be paid upon receipt of invoice from the company.						

## 5. Non-Operating Grants, Subsidies & Contributions

The negative variance of \$821K is mainly due to the items in the table below. It should be noted that any variance in this area will approximately correlate to an offsetting variance in a capital project tied to this funding source. This can be seen in the section below that outlines the capital expenditure variances.

Revenue Code	Revenue Code Description	Actual YTD \$	Amended Budget YTD \$	Variance YTD \$	Variance YTD %	Change in Variance Current Month \$
<b><u>Engineering and Works Services</u></b>		<b>3,671,927</b>	<b>4,499,591</b>	<b>(827,663)</b>	<b>(18.4%)</b>	<b>218,293</b>
B9407	Busselton Senior Citizens – Developer Cont. Utilised	595,306	162,479	432,827	266.4%	-
B9591	Performing Arts Convention Centre – Developer Cont. Utilised	-	1,000,000	(1,000,000)	(100.0%)	-
C0059	Dunsborough Yacht Club Carpark – Developer Cont.	60,000	-	60,000	100.0%	-
C3116	Dawson Park (McIntyre St POS) – Developer Cont.	-	77,467	(77,467)	(100.0%)	(77,467)
F1002	Dual Use Path - Dunsborough to Busselton – State Capital Grant	64,000	-	64,000	100.0%	-
F1022	Buayanyup Drain Shared Path – State Capital Grant	-	133,335	(133,335)	(100.0%)	(26,667)
S0070	Peel & Queen Street Roundabout Service Relocation - Developer Cont. Utilised	120,000	240,000	(120,000)	(50.0%)	-
S0074	Causeway Road Duplication – Developer Cont. Utilised	500,000	300,000	200,000	66.7%	200,000
S0075	Local Road and Community Infrastructure Program – Federal Capital Grant	480,935	240,468	240,467	100.0%	-
T0019	Wonnerup South Road - Reconstruct and Widening (narrow seal) – RTR Capital Grant	448,000	298,667	149,333	50.0%	298,667
T0020	Capel Tutunup Road – RTR Capital Grant	-	594,470	(594,470)	(100.0%)	(118,894)



As at 30 November 2020, there is an underspend variance of 49.2%, or \$8.8M, in total capital expenditure, with YTD actual at \$9.1M against the YTD amended budget of \$17.9M. A portion of this positive underspend variance is offset by the negative variance in Non-operating Grants, Contributions & Subsidies discussed above, with the remainder offset by the negative variances in Transfers From Reserves related to funds held aside for these projects. The attachments to this report include detailed listings of all capital expenditure (project) items, however the main areas of YTD variance are summarised as follows:

[illegible]



11156	Airport Development Operations	172,865	117,960	(54,905)	(46.5%)	17,092
Baggage handling system supply/install is now completed, however monthly budget allocation has been spread over a longer time period.						
11402	Plant Purchases (P10)	321,201	360,000	38,799	10.8%	(1,201)
Generators at DWF pond and cell – not yet replaced. Site and operations under review.						
11403	Plant Purchases (P11)	-	167,500	167,500	100.0%	87,500
1 x vehicle ordered, delivery expected in January – reasoning similar to above. 1 x vehicle to be ordered in January. 1 x light truck ordered in December, delivery expected in May.						
11404	Plant Purchases (P12)	-	95,000	95,000	100.0%	85,000
1 x light truck to be ordered early February, delivery expected in May.						
11407	P&E - P&G Smart Technologies	-	41,665	41,665	100.0%	8,333
The annual scope of the project is currently being finalised and delivery will follow in the last quarter of 20/21.						
11500	Operations Services Administration	-	40,000	40,000	100.0%	-
Vehicle ordered in October, delivery expected in March. Delays in delivery are due to the high demand currently being experienced by dealers due to the government's stimulus package in concurrence with supply chain restrictions due to COVID.						
<b><u>Infrastructure By Class</u></b>		<b>5,954,913</b>	<b>13,839,129</b>	<b>7,884,216</b>	<b>57.0%</b>	<b>1,575,011</b>
Various	Roads	2,997,757	7,378,592	4,380,835	59.4%	452,617
Capital projects with civil works are commonly scheduled to be carried out later in the financial year, in the drier spring/summer construction season. The capital works budgets have been entered based on an even spread method and approach, not on a scheduled timing of works basis.						
Various	Bridges	-	716,665	716,665	100.0%	143,367
Per the above Roads comment.						
Various	Car Parks	616,213	862,815	246,602	28.6%	(4,763)
Generally similar to the above Roads comment, however good progress has been made with several projects now that inclement weather has abated.						
Various	Footpaths & Cycleways	143,585	612,425	468,840	76.6%	106,576
Per the above Roads comment.						
Various	Parks, Gardens & Reserves	2,133,780	4,057,388	1,923,608	47.4%	838,665
Per the above Roads comment.						
Various	Drainage	-	48,669	48,669	100.0%	6,725
Projects of this nature are scheduled for the summer months.						
Various	Regional Airport & Industrial Park Infrastructure	63,578	162,575	98,997	60.9%	31,824
Airport projects planned over the year, bird netting due to start in January, car park works completed not invoiced; other line items not started as yet.						

## 7. Proceeds From Sale of Assets

YTD proceeds from sale of assets is \$278K behind budget due to delays in delivery of acquisitions. Also, potential income from sales proceeds have been hampered by the pandemic. Aside from a significantly reduced capital replacement program in both light vehicles and heavy plant items, the existing ones that were due to be replaced have been retained in service to maintain operational requirements.



## 8. Transfer to Restricted Assets

There is a YTD variance in transfers to restricted assets of \$2.6M more than amended budget. Grant funding received from Federal Government for "Drought Communities Program" of \$500k (attributable to CC C3223 Dunsborough Non-Potable Water Network). The funding was received in September whereas budget projected allocation was in June. It was anticipated that the expenditure would be incurred in June, hence the funding timing projections followed.

Developer contributions, deposits and bonds are inherently hard to predict and budget for. An annual amount of \$50K spread evenly over 12 months was budgeted, however, over \$2.1M has been received in the YTD as at November, the bulk of which are for road works bonds (\$1.7M).

## 9. Transfer from Restricted Assets

YTD there has been \$132K transferred from restricted assets into the Municipal Account. This was mainly attributable to refunds of road work bonds of \$94K, refund of hall deposits of \$12K and other refunds of \$26K.

### Investment Report

Pursuant to the Council's Investment Policy, a report is to be provided to the Council on a monthly basis, detailing the investment portfolio in terms of performance and counterparty percentage exposure of total portfolio. The report is also to provide details of investment income earned against budget, whilst confirming compliance of the portfolio with legislative and policy limits.

As at 30 November 2020, the value of the City's invested funds totalled \$89.29M, steady from \$89.29M as at 31 October.

The balance of the 11am account (an intermediary account which offers immediate access to the funds compared to the term deposits and a higher rate of return compared to the cheque account) remained unchanged at \$6.0M.

During the month of November, two term deposits totalling the amount of \$4.0M matured. Existing deposits were renewed for a further 181 days at 0.33% on average.

The official cash rate has dropped to 0.10% on the 3<sup>rd</sup> of November 2020. Consequently, both the 11am Account and Airport Redevelopment - ANZ Cash Account interest rates have dropped from 0.15% to 0.00%. The Airport Redevelopment – WATC Deposits has decreased from 0.20% to 0.05%. The interest rates being offered on term deposits have decreased significantly. This will have a strong impact on the City's interest earnings for the foreseeable future.

### Chief Executive Officer – Corporate Credit Card

Details of transactions made on the Chief Executive Officer's corporate credit card during November 2020 are provided below to ensure there is appropriate oversight and awareness.

Date	\$ Amount	Payee	Description
13/11/2020	240.00	HOWARD PARK WINES SUBIACO	REFRESHMENTS FOR CIVIC RECEPTION AREA FOR BUSSELTON HOSPICE FUNDRAISER.
	<b>240.00</b>		

### Statutory Environment

Section 6.4 of the Act and Regulation 34 of the Regulations detail the form and manner in which a local government is to prepare financial activity statements.

**Relevant Plans and Policies**

There are no relevant plans or policies to consider in relation to this matter.

**Financial Implications**

Any financial implications are detailed within the context of this report.

**Stakeholder Consultation**

No external stakeholder consultation was required or undertaken in relation to this matter.

**Risk Assessment**

An assessment of the potential implications of implementing the officer recommendation has been undertaken using the City's risk management framework, with risks assessed taking into account any controls already in place. No risks of a medium or greater level have been identified.

**Options**

The Statements of Financial Activity are presented in accordance with Section 6.4 of the Act and Regulation 34 of the Regulations and are to be received by Council. Council may wish to make additional resolutions as a result of having received these reports.

**CONCLUSION**

Budget timings remain affected by COVID impacts and are gradually being re-aligned. As at 30 November 2020, the City's net current position stands at \$33.4M. The City's financial performance is considered satisfactory, and cash reserves remain strong.

**TIMELINE FOR IMPLEMENTATION OF OFFICER RECOMMENDATION**

Not applicable.





### CITY OF BUSSELTON - INVESTMENT PERFORMANCE REPORT For the month of November 2020



11am Bank Account As at 30 November 2020

INSTITUTION	RATE	AMOUNT
ANZ 11am At Call Deposit	0.00%	\$ 6,000,000

Term Deposits - Miscellaneous Funds As at 30 November 2020

INSTITUTION	RATING	DAYS	MATURITY	RATE	AMOUNT
Westpac	AA	91	06-Dec-20	0.54%	\$ 5,000,000
NAB	AA	150	19-Dec-20	0.82%	\$ 2,000,000
Bendigo	BBB	119	23-Dec-20	0.60%	\$ 3,000,000
NAB	AA	90	06-Jan-21	0.58%	\$ 2,000,000
NAB	AA	150	07-Jan-21	0.75%	\$ 3,000,000
Westpac	AA	92	12-Jan-21	0.53%	\$ 2,000,000
Westpac	AA	153	17-Jan-21	0.68%	\$ 1,500,000
ANZ	AA	154	25-Jan-21	0.81%	\$ 3,000,000
NAB	AA	151	08-Feb-21	0.70%	\$ 3,000,000
ANZ	AA	153	10-Feb-21	0.76%	\$ 2,000,000
Westpac	AA	215	24-Feb-21	0.70%	\$ 3,000,000
ANZ	AA	153	24-Feb-21	0.73%	\$ 3,000,000
NAB	AA	180	09-Mar-21	0.70%	\$ 3,000,000
ANZ	AA	181	10-Mar-21	0.80%	\$ 2,000,000
NAB	AA	270	21-Mar-21	0.92%	\$ 4,000,000
Westpac	AA	212	24-Mar-21	0.70%	\$ 2,000,000
NAB	AA	271	29-Mar-21	0.90%	\$ 4,000,000
NAB	AA	210	08-Apr-21	0.70%	\$ 4,000,000
ANZ	AA	212	10-Apr-21	0.81%	\$ 2,000,000
ANZ	AA	242	14-Apr-21	0.86%	\$ 3,500,000
ANZ	AA	275	26-Apr-21	0.89%	\$ 4,000,000
Westpac	AA	212	29-Apr-21	0.60%	\$ 4,000,000
NAB	AA	181	06-May-21	0.45%	\$ 2,000,000
ANZ	AA	242	10-May-21	0.82%	\$ 3,000,000
Westpac	AA	212	22-May-21	0.50%	\$ 1,500,000
ANZ	AA	181	25-May-21	0.20%	\$ 2,000,000
ANZ	AA	273	10-Jun-21	0.82%	\$ 3,000,000
Westpac	AA	365	10-Sep-21	0.70%	\$ 4,000,000

Total of Term Deposits \$ 80,500,000

Weighted Average Annual Rate of Return 0.71%

Airport Redevelopment Funds As at 30 November 2020

WA Treasury Corp. - Overnight Cash Deposit Facility	0.05%	\$ 1,638,486
WA Treasury Corp. - State Bonds	02-Sep-19	Matured

Total of Airport Redevelopment Funds - WATC \$ 1,638,486

Total of Airport Redevelopment Funds - Bank Term Deposits Nil

ANZ Cash Account AA NA NA 0.00% \$ 1,158,221

Total of Airport Redevelopment Funds - Other \$ 1,158,221

Total of Airport Redevelopment Funds \$ 2,796,706

Interest Received 2015/16 \$ 608,666

Interest Received 2016/17 \$ 1,158,623

Interest Received 2017/18 \$ 631,835

Interest Received 2018/19 \$ 121,836

Interest Received 2019/20 \$ 43,093

Interest Received 2020/21 \$ 1,704

Interest Accrued but not yet Received \$ 87

Total Interest Airport Funds (Non-Reserve) at month's end \$ 2,566,844

Interest Transferred out and held in City Reserve Account 136 \$ 1,085,630

Interest Transferred out to Municipal Funds \$ 24,235

Interest Earned (incl. Accrued) on Funds Held in City Reserve A/c 136 \$ 75,243

(Note: Funds held with the WATC are in accordance with the Airport Redevelopment Funding Contract and the Foreshore Development Contract and are not held within the requirements of the City's Investment Policy 218)

SUMMARY OF ALL INVESTMENTS HELD As at 1 year ago As at 30 June 2020 As at 30 November 2020

11am Bank Account	\$ 5,000,000	\$ 13,500,000	\$ 6,000,000
Term Deposits - Misc. Funds	\$ 74,500,000	\$ 54,500,000	\$ 80,500,000
Foreshore Development Funds - WATC	\$ -	\$ -	\$ -
Airport Redevelopment - WATC Deposits	\$ 3,478,734	\$ 1,637,382	\$ 1,638,486
Airport Redevelopment - Bank Term Deposit	\$ -	\$ -	\$ -
Airport Redevelopment - ANZ Cash A/c	\$ 1,502,785	\$ 1,158,221	\$ 1,158,221
Total of all Investments Held	\$ 84,478,527	\$ 70,795,602	\$ 89,296,706

TOTAL INTEREST RECEIVED AND ACCRUED \$ 518,377 \$ 1,123,760 \$ 206,477

INTEREST BUDGET \$ 530,540 \$ 1,480,000 \$ 241,410

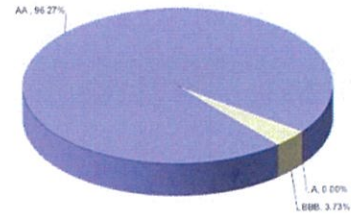
(Note: Interest figures relate to City general funds only and does not include interest allocated to specific areas such as the Airport Redevelopment)

Statement of Compliance with Council's Investment Policy 218

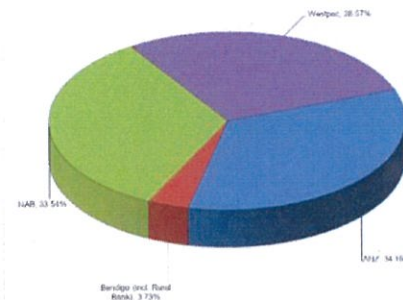
- All funds are to be invested within legislative limits. **Fully Compliant**
- All individual funds held within the portfolio are not to exceed a set percentage of the total portfolio value. **Fully Compliant**
- The amount invested based upon the Funds Rating is not to exceed the set percentages of the total portfolio. **Fully Compliant**
- The amount invested based upon the Investment Horizon is not to exceed the set percentages of the total portfolio. **Fully Compliant**

Investment Graphs

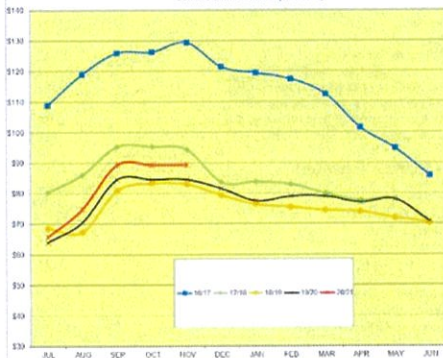
Summary of Term Deposits by S & P Rating (Excludes WATC and 11am Cash Account Funds)



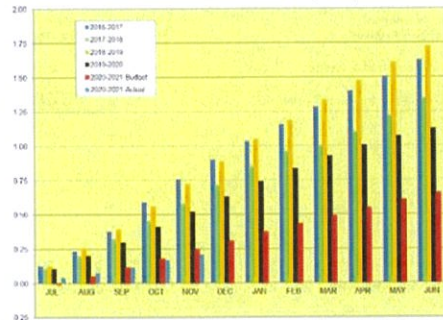
Summary of Term Deposits by Institution (Excludes WATC and 11am Cash Account Funds)



Balance of Investments (\$millions)



Interest Earned on Investments (\$millions)



## City of Busselton

## Statement of Financial Activity

Year to Date As At 30 November 2020

	2020/2021 Actual YTD	2020/2021 Amended Budget YTD	2020/2021 Original Budget YTD	2020/2021 Amended Budget	2020/2021 Original Budget	2020/21 YTD Bud (A) Variance
	\$	\$	\$	\$	\$	%
<b>Revenue from Ordinary Activities</b>						
Rates	52,225,711	52,342,470	52,342,470	52,759,360	52,759,360	-0.22%
Operating Grants, Subsidies and Contributions	2,068,471	1,841,090	1,679,395	4,819,786	4,454,801	12.35%
Fees & Charges	10,631,195	10,525,980	10,581,565	16,398,638	16,398,638	1.00%
Other Revenue	150,140	141,389	141,389	424,730	424,730	6.19%
Interest Earnings	577,033	558,610	558,610	1,046,684	1,046,684	3.30%
	<b>65,652,550</b>	<b>65,409,539</b>	<b>65,303,429</b>	<b>75,449,198</b>	<b>75,084,213</b>	<b>0.37%</b>
<b>Expenses from Ordinary Activities</b>						
Employee Costs	(12,462,920)	(13,503,888)	(13,503,888)	(33,604,206)	(33,604,206)	7.71%
Materials & Contracts	(5,722,049)	(7,572,326)	(7,620,065)	(18,710,746)	(18,710,746)	24.43%
Utilities (Gas, Electricity, Water etc)	(1,013,511)	(1,160,855)	(1,160,855)	(2,770,956)	(2,770,956)	12.69%
Depreciation on non current assets	(10,021,931)	(9,988,345)	(9,988,345)	(24,050,074)	(24,050,074)	0.34%
Insurance Expenses	(748,617)	(747,651)	(747,651)	(770,664)	(770,664)	-0.13%
Other Expenditure	(904,477)	(1,831,608)	(1,901,530)	(5,236,779)	(5,236,779)	50.62%
Allocations	478,497	1,015,630	1,015,630	2,425,700	2,425,700	52.89%
	<b>(30,395,008)</b>	<b>(33,789,043)</b>	<b>(33,906,704)</b>	<b>(82,717,725)</b>	<b>(82,717,725)</b>	<b>10.04%</b>
<b>Borrowings Cost Expense</b>						
Interest Expenses	(378,661)	(390,492)	(390,492)	(1,301,926)	(1,301,926)	3.03%
	<b>(378,661)</b>	<b>(390,492)</b>	<b>(390,492)</b>	<b>(1,301,926)</b>	<b>(1,301,926)</b>	<b>3.03%</b>
Non-Operating Grants, Subsidies and Contributions	3,682,520	4,503,591	4,098,752	29,904,462	29,090,854	-18.23%
Profit on Asset Disposals	(10,232)	5,193	5,193	19,193	19,193	-297.04%
Loss on Asset Disposals	(1,894)	(74,163)	(74,163)	(90,673)	(90,673)	97.45%
	<b>3,670,394</b>	<b>4,434,621</b>	<b>4,029,782</b>	<b>29,832,982</b>	<b>29,019,374</b>	<b>-17.23%</b>
<b>Net Result</b>	<b>38,549,274</b>	<b>35,664,625</b>	<b>35,036,015</b>	<b>21,262,529</b>	<b>20,083,936</b>	<b>8.09%</b>
<b>Adjustments for Non-cash Revenue &amp; Expenditure</b>						
Depreciation	10,021,931	9,988,345	9,988,345	24,050,074	24,050,074	
Donated Assets	0	0	0	(6,597,200)	(6,597,200)	
(Profit)/Loss on Sale of Assets	12,126	68,970	68,970	71,480	71,480	
Allocations & Other Adjustments	214,428	0	0	0	0	
Deferred Pensioner Movements (Non-current)	12,765	0	0	0	0	
Recording of Employee Benefit Provisions (NC)	0	0	0	0	0	
Deposit & Bonds Movements (cash backed NC)	1,958,516	0	0	0	0	
Future Obligations Net Movements (NC)	852,692	277,175	277,175	(4,969,897)	(4,909,897)	
<b>Capital Revenue &amp; (Expenditure)</b>						
Land & Buildings	(2,280,874)	(2,781,046)	(7,159,649)	(17,454,059)	(17,454,059)	17.99%
Plant & Equipment	(676,530)	(1,106,810)	(1,106,810)	(2,510,340)	(2,510,340)	38.88%
Furniture & Equipment	(191,691)	(200,533)	(211,423)	(461,088)	(461,088)	4.41%
Infrastructure	(5,954,913)	(13,839,129)	(13,593,189)	(35,785,600)	(33,943,507)	56.97%
Right of Use Assets						
Proceeds from Sale of Assets	121,925	399,500	399,500	581,500	581,500	-69.48%
Proceeds from New Loans	0	0	0	7,700,000	7,700,000	0.00%
Self Supporting Loans - Repayment of Principal	26,630	24,765	24,765	76,082	76,082	7.53%
Total Loan Repayments - Principal	(1,010,822)	(1,010,823)	(1,010,823)	(3,202,662)	(3,202,662)	0.00%
Repayment Capital Lease	(238,323)	(260,950)	(260,950)	(521,900)	(521,900)	8.67%
Advances to Community Groups	0	0	0	(200,000)	(200,000)	0.00%
Transfer to Restricted Assets	(2,598,783)	(22,920)	(22,920)	(62,750)	(62,750)	-11238.49%
Transfer from Restricted Assets	131,980	0	0	2,807,074	2,747,074	0.00%
Transfer to Reserves	(7,688,418)	(7,716,156)	(7,716,156)	(20,025,834)	(20,025,834)	0.36%
Transfer from Reserves	1,675,952	1,758,005	1,758,005	34,768,797	34,105,297	-4.67%
Opening Funds Surplus/ (Deficit)	473,794	473,793	473,793	473,794	473,794	
<b>Net Current Position - Surplus / (Deficit)</b>	<b>33,411,659</b>	<b>21,716,812</b>	<b>16,944,648</b>	<b>0</b>	<b>0</b>	



City of BusseltonNet Current PositionYear to Date As At 30 November 2020

	2020/21 Actual	2020/21 Amended Budget	2020/21 Original Budget	2019/20 Actual
	\$	\$	\$	\$
<b><u>NET CURRENT ASSETS</u></b>				
<b><u>CURRENT ASSETS</u></b>				
Cash - Unrestricted	17,149,305	1,121,325	1,121,325	1,595,119
Cash - Restricted	77,385,447	51,418,897	52,142,397	68,906,185
Sundry Debtors	1,225,922	2,000,000	2,000,000	2,122,414
Rates Outstanding - General	16,668,935	1,500,000	1,500,000	1,506,931
Stock on Hand	16,543	25,802	25,802	25,802
	<u>112,446,152</u>	<u>56,066,024</u>	<u>56,789,524</u>	<u>74,156,451</u>
<b><u>LESS: CURRENT LIABILITIES</u></b>				
Bank Overdraft	0	0	0	0
Sundry Creditors	1,649,045	4,647,127	4,647,127	4,776,472
Performance Bonds	4,423,992	2,465,476	2,465,476	2,465,476
	<u>6,073,037</u>	<u>7,112,603</u>	<u>7,112,603</u>	<u>7,241,948</u>
Current Position (inclusive of Restricted Funds)	106,373,115	48,953,421	49,676,921	66,914,504
Add: Cash Backed Liabilities (Deposits & Bonds)	4,423,992	2,465,476	2,465,476	2,465,476
Less: Cash - Restricted Funds	(77,385,447)	(51,418,897)	(52,142,397)	(68,906,185)
<b><u>NET CURRENT ASSET POSITION</u></b>	<u>33,411,659</u>	<u>(0)</u>	<u>0</u>	<u>473,794</u>

## City of Busselton

## Capital Acquisition Report

## Property, Plant &amp; Equipment, Infrastructure

## For the Period Ended 30 November 2020

Description	2020/21 Actual	2020/21 Amended Budget YTD	2020/21 Original Budget YTD	2020/21 Amended Budget	2020/21 Original Budget	2020/21 Budget YTD Variance
	\$	\$	\$	\$	\$	%
>> Property, Plant & Equipment						
<b>Land</b>						
10610 Property Services Administration	12,100	25,000	25,000	150,000	150,000	-51.60%
	12,100	25,000	25,000	150,000	150,000	-51.60%
<b>Buildings</b>						
<b>Major Projects</b>						
<b>Major Project - Library Expansion</b>						
B9516 Busselton Library Upgrade	564,963	603,000	327,494	608,000	608,000	-6.31%
	564,963	603,000	327,494	608,000	608,000	-6.31%
<b>Major Project - Administration Building</b>						
B9010 Civic and Administration Centre Minor Upgrades	5,155	3,020	3,020	7,248	7,248	70.71%
	5,155	3,020	3,020	7,248	7,248	70.71%
<b>Buildings (Other)</b>						
B9300 Aged Housing Capital Improvements - Winderup	0	33,000	33,000	80,000	80,000	-100.00%
B9301 Aged Housing Capital Improvements - Harris Road	26,082	25,000	25,000	60,000	60,000	4.33%
B9302 Aged Housing Capital Improvements - Winderup Court (City)	0	52,000	52,000	52,000	52,000	-100.00%
B9407 Busselton Senior Citizens	620,333	738,128	402,334	738,128	738,128	-15.96%
B9534 Community Resource Centre	5,937	0	0	50,000	50,000	0.00%
B9556 NCC Upgrade	0	0	0	130,000	130,000	0.00%
B9558 Churchill Park - Change Room Refurbishment	0	21,000	21,000	21,000	21,000	-100.00%
B9591 Performing Arts Convention Centre	795,645	943,528	5,933,431	14,246,200	14,246,200	-15.67%
B9596 GLC Building Improvements	2,564	204,855	204,855	491,657	491,657	-98.75%
B9605 Energy Efficiency Initiatives (Various Buildings)	0	0	0	103,000	103,000	0.00%
B9606 King Street Toilets	48,647	19,180	19,180	46,026	46,026	153.63%
B9607 General Buildings Asset Renewal Allocation (Various Building)	48,641	62,500	62,500	150,000	150,000	-22.17%
B9608 Demolition Allocation (Various Buildings)	2,011	0	0	25,000	25,000	0.00%
B9610 Old Butter Factory	128,553	0	0	0	0	0.00%
B9611 Smiths Beach New Public Toilet	398	0	0	200,000	200,000	0.00%
B9612 Churchill Park Renew Sports Lights	0	0	0	140,000	140,000	0.00%
B9613 GLC CCTV Installation	16,245	18,000	18,000	18,000	18,000	-9.75%
B9711 Busselton Airport - Building	0	15,000	15,000	15,000	15,000	-100.00%
B9717 Airport Construction, Existing Terminal Upgrade	0	17,835	17,835	42,800	42,800	-100.00%
B9809 Busselton Jetty Tourist Park Compliance Works	3,600	0	0	80,000	80,000	0.00%
	1,698,655	2,150,026	6,804,135	16,688,811	16,688,811	-20.99%
<b>Total Buildings</b>	<b>2,268,774</b>	<b>2,756,046</b>	<b>7,134,649</b>	<b>17,304,059</b>	<b>17,304,059</b>	<b>-17.68%</b>
<b>Plant &amp; Equipment</b>						
10100 Finance & Corporate Services Support	0	0	0	50,000	50,000	0.00%
10372 Dunsborough Cemetery	0	20,000	20,000	20,000	20,000	-100.00%
10810 Statutory Planning	0	35,000	35,000	35,000	35,000	-100.00%
10920 Environmental Health Services Administration	0	35,000	35,000	35,000	35,000	-100.00%
10950 Animal Control	52,228	50,000	50,000	50,000	50,000	4.46%
10980 Other Law, Order & Public Safety	52,228	50,000	50,000	50,000	50,000	4.46%
11151 Airport Operations	38,845	40,000	40,000	40,000	40,000	-2.89%
11156 Airport Development Operations	172,865	117,960	117,960	283,100	283,100	-46.55%
11160 Busselton Jetty	0	15,000	15,000	15,000	15,000	-100.00%
11401 Transport - Workshop	10,410	30,000	30,000	30,000	30,000	-65.30%
11402 Plant Purchases (P10)	321,201	360,000	360,000	1,420,000	1,420,000	-10.78%



## City of Busselton

## Capital Acquisition Report

## Property, Plant &amp; Equipment, Infrastructure

## For the Period Ended 30 November 2020

Description	2020/21 Actual	2020/21 Amended Budget YTD	2020/21 Original Budget YTD	2020/21 Amended Budget	2020/21 Original Budget	2020/21 Budget YTD Variance
11403 Plant Purchases (P11)	0	167,500	167,500	205,000	205,000	-100.00%
11404 Plant Purchases (P12)	0	95,000	95,000	114,000	114,000	-100.00%
11406 Plant Purchases (P14)	18,160	9,685	9,685	23,240	23,240	87.51%
11407 P&E - P&G Smart Technologies	0	41,665	41,665	100,000	100,000	-100.00%
11500 Operations Services Administration	0	40,000	40,000	40,000	40,000	-100.00%
B1025 Yallingup Coastal Bushfire Brigade	10,592	0	0	0	0	0.00%
	676,530	1,106,810	1,106,810	2,510,340	2,510,340	-38.88%
<b>Furniture &amp; Office Equipment</b>						
10250 Information & Communication Technology Services	181,691	167,533	178,423	407,088	407,088	8.45%
10590 Naturaliste Community Centre	0	3,000	3,000	12,000	12,000	-100.00%
10591 Geopraphe Leisure Centre	0	20,000	20,000	20,000	20,000	-100.00%
10625 Art Geo Administration	10,000	10,000	10,000	10,000	10,000	0.00%
10900 Cultural Planning	0	0	0	12,000	12,000	0.00%
	191,691	200,533	211,423	461,088	461,088	-4.41%
<b>Sub-Total Property, Plant &amp; Equipment</b>	<b>3,149,095</b>	<b>4,088,389</b>	<b>4,477,882</b>	<b>20,425,487</b>	<b>20,425,487</b>	<b>-22.97%</b>
<b>&gt;&gt; Infrastructure</b>						
<b>Roads</b>						
S0005 Ludlow Hithergreen Road - Second Coat Seal	68,455	281,255	281,255	675,000	675,000	-75.66%
S0048 Bussell Highway	894	312,490	312,490	750,000	750,000	-99.71%
S0051 Causeway Road / Rosemary Drive Roundabout	400	0	0	0	0	0.00%
S0070 Peel & Queen Street Roundabout Service Relocation	64,525	187,500	187,500	1,200,000	450,000	-65.59%
S0072 Kaloop Road - Reconstruct and Seal Shoulders	0	170,835	170,835	410,000	410,000	-100.00%
S0073 Gale Road Rural Reconstruction	8,199	598,750	598,750	1,437,000	1,437,000	-98.63%
S0074 Causeway Road Duplication	1,378,477	1,994,335	1,994,335	2,286,000	2,286,000	-30.88%
S0075 Local Road and Community Infrastructure Program	158,105	400,780	400,780	961,870	961,870	-60.55%
S0076 Kaloop Road (Stage 1)	12,545	0	0	400,500	0	0.00%
S0321 Yoongarillup Road - Second Coat Seal	0	57,920	57,920	139,000	139,000	-100.00%
S0323 Piggot Road - Second Coat Seal	0	5,415	5,415	13,000	13,000	-100.00%
S0328 Wonnerup South Road Second Coat Seal	0	30,000	30,000	72,000	72,000	-100.00%
S0329 Georgette Street Reconstruction	109	58,345	58,345	140,000	140,000	-99.81%
S0330 Hakea Way Asphalt Overlay	226	35,375	35,375	85,000	85,000	-99.36%
T0019 Wonnerup South Road - Reconstruct and Widening (narrow seal)	105,253	298,667	0	448,000	0	-64.76%
T0020 Capel Tutunup Road	10,470	631,255	631,255	1,515,000	1,515,000	-98.34%
T0086 Yoongarillup Road - Reconstruct & Widen (Western Section)	171,171	177,460	177,460	425,917	425,917	-3.54%
V0002 Eastern Link - Busselton Traffic Study	412,622	541,750	541,750	541,750	541,750	-23.84%
V0006 Eastern Link - Causeway Road Service Relocations	170,051	200,000	200,000	200,000	200,000	-14.97%
W0015 Gale Road - Reconstruction (50% Council)	271	12,500	12,500	30,000	30,000	-97.83%
W0032 Chamber Road	0	10,020	10,020	24,000	24,000	-100.00%
W0044 Brash Road Yallingup	44	22,920	22,920	55,000	55,000	-99.81%
W0067 Ford Road Reconstruct and Asphalt Overlay	246	30,000	30,000	75,600	75,600	-99.18%
W0108 Yelverton Road	143	48,355	48,355	116,000	116,000	-99.71%
W0121 Geopraphe Bay Road Quindalup	185,044	304,175	304,175	990,000	730,000	-39.17%
W0176 Signage (Alternate CBD Entry)	18,883	16,000	16,000	16,000	16,000	18.02%
W0201 McDonald Rd Gravel Resheet S1k 1.40 - 2.49	89	24,170	24,170	58,000	58,000	-99.63%
W0231 Carey Street - Asphalt Overlay & Kerb	186,929	78,825	78,825	189,179	189,179	137.14%
W0232 Stanley Street - Asphalt Overlay, Kerbing & Parking	0	61,275	61,275	147,000	147,000	-100.00%
W0234 King Street - Reconstruction, Drainage & Asphalt Overlay	1,190	0	0	0	0	0.00%
W0240 Metnup Yelverton Road - Gravel Resheet	929	20,815	20,815	50,000	50,000	-95.54%
W0243 Alfred Road - Gravel Resheet	0	20,815	20,815	50,000	50,000	-100.00%
W0244 Koorabin Drive - Reconstruction & Intersection	0	60,000	60,000	144,000	144,000	-100.00%
W0246 Barnard Park East Foreshore Stage 2 Capital Works	0	203,000	203,000	203,000	203,000	-100.00%
W0247 Harvest Road Asphalt Overlay Kerb & Footpath	0	133,335	133,335	320,000	320,000	-100.00%
W0248 Boyle Street Asphalt Overlay	27,892	50,000	50,000	120,000	120,000	-44.22%
W0249 Chloe Court Asphalt Overlay	6,142	50,000	50,000	120,000	120,000	-87.72%
W0253 Egret Close Asphalt Overlay	208	27,085	27,085	65,000	65,000	-99.23%
W0254 Bird Crescent Asphalt Overlay	98	5,830	5,830	14,000	14,000	-98.32%
W0255 Donnelly Court Reseal	441	12,485	12,485	30,000	30,000	-96.47%

## City of Busselton

## Capital Acquisition Report

## Property, Plant &amp; Equipment, Infrastructure

## For the Period Ended 30 November 2020

Description	2020/21 Actual	2020/21 Amended Budget YTD	2020/21 Original Budget YTD	2020/21 Amended Budget	2020/21 Original Budget	2020/21 Budget YTD Variance
W0258 Jingle Place Reconstruction	502	29,165	29,165	70,000	70,000	-98.28%
W0259 Clinker Drive Roundabout Reconstruction	90	6,275	6,275	15,000	15,000	-98.56%
W0260 Sanson Road Resheet	133	5,020	5,020	12,000	12,000	-97.35%
W0261 Treemartin Road Resheet	89	11,670	11,670	28,000	28,000	-99.24%
W0262 Yallingup Siding Road Resheet	89	22,080	22,080	53,000	53,000	-99.60%
W0263 Marybrook Road Resheet	89	10,020	10,020	24,000	24,000	-99.11%
W0264 Caves Road - Median Crossing	0	10,210	10,210	24,500	24,500	-100.00%
W0265 Seascope Rise - Road Safety Upgrade	0	97,915	97,915	235,000	235,000	-100.00%
W0266 Layman Road Pull Over Bay	0	12,500	12,500	30,000	30,000	-100.00%
W0267 Road Safety Signage Infrastructure	6,713	0	0	117,985	0	0.00%
	2,997,757	7,378,592	7,079,925	15,126,301	13,149,816	-59.37%
<b>Bridges</b>						
A0014 Bussell Highway - 0241	0	310,000	310,000	744,000	744,000	-100.00%
A0022 Yallingup Beach Road Bridge - 3347	0	291,665	291,665	700,000	700,000	-100.00%
A0023 Koorup Road Bridge - 3381	0	57,500	57,500	138,000	138,000	-100.00%
A0024 Boallia Road Bridge - 4854	0	57,500	57,500	138,000	138,000	-100.00%
A0025 Tuart Drive Bridge 0238	0	0	0	567,000	567,000	0.00%
	0	716,665	716,665	2,287,000	2,287,000	-100.00%
<b>Car Parks</b>						
C0043 Administration Building Carpark	0	25,000	25,000	100,000	100,000	-100.00%
C0044 Meelup Coastal Nodes - Carpark upgrade	21,648	8,580	8,580	20,595	20,595	152.31%
C0050 Forth Street Groynes Carpark - Formalise and Seal	0	22,750	22,750	54,600	54,600	-100.00%
C0051 Vasse Oval Gravel Car Parking - Dawson (Eastern Side)	0	83,335	83,335	200,000	200,000	-100.00%
C0052 Vasse Koorup Oval Carpark Development	51,625	22,615	22,615	54,270	54,270	128.28%
C0053 Car Parking - Rear of Hotel Site 1	333,654	217,700	217,700	522,480	522,480	53.26%
C0054 Barnard East Car Parking	0	32,805	32,805	78,730	78,730	-100.00%
C0055 Barnard Park East Foreshore Car Parking	13,129	80,000	80,000	310,000	310,000	-83.59%
C0057 Baudin Memorial Carpark	0	35,015	35,015	84,000	84,000	-100.00%
C0058 Eagle Bay Carpark	21,760	35,015	35,015	84,000	84,000	-37.85%
C0059 Dunsborough Yacht Club Carpark	4,826	160,000	160,000	160,000	160,000	-96.98%
C0060 King Street Carpark Reconstruction	169,571	140,000	140,000	140,000	140,000	21.12%
	616,213	862,815	862,815	1,808,675	1,808,675	-28.58%
<b>Footpath and Cycleways</b>						
F0002 Bussell Highway - Novacare Link to Broadwater Shops	16,153	15,000	15,000	15,000	15,000	7.69%
F0066 Bussell Highway Footpath Sections	960	60,000	60,000	143,000	143,000	-98.40%
F0067 Beach Road Dunsborough Footpath	1,417	85,835	85,835	206,000	206,000	-98.35%
F0084 Thompson Way - New Path	1,079	3,270	3,270	7,848	7,848	-67.00%
F0089 Barnard East Footpaths	878	38,015	38,015	91,240	91,240	-97.69%
F0090 DAP - Disability Access	0	10,275	10,275	24,657	24,657	-100.00%
F0092 Acorn Place	0	16,670	16,670	40,000	40,000	-100.00%
F0093 Webb Street	49,622	18,975	18,975	45,500	45,500	161.51%
F0094 Georgetown Street	0	13,130	13,130	31,500	31,500	-100.00%
F0095 Fern Road	405	18,755	18,755	45,000	45,000	-97.84%
F0096 Stanley Place	218	4,170	4,170	10,000	10,000	-94.77%
F0098 Dunsborough Centennial Park Project	0	41,665	41,665	100,000	100,000	-100.00%
F0100 Micro Brewery - Footpath and Landscaping	70,321	0	0	170,000	170,000	0.00%
F0101 Yalyalup Pump Track & Temporary Toilet	0	0	0	150,000	150,000	0.00%
F1005 End of Trip Facilities for Cyclists	284	20,000	20,000	20,000	20,000	-98.58%
F1022 Buayanup Drain Shared Path	2,250	266,665	266,665	640,000	640,000	-99.16%
	143,585	612,425	612,425	1,739,745	1,739,745	-76.55%
<b>Parks, Gardens and Reserves</b>						
C1012 Townscape Street Furniture Replacement - Busselton	0	4,165	4,165	10,000	10,000	-100.00%
C1026 Townscape Works Dunsborough	253	62,500	62,500	150,000	150,000	-99.59%
C1511 RBFS Various Grant Applications	1,685	12,500	12,500	50,000	50,000	-86.52%
C1604 Pioneer Cemetery Infrastructure Upgrades	0	41,125	41,125	41,125	41,125	-100.00%
C1605 Busselton Cemetery Infrastructure Upgrades	6,486	36,665	36,665	80,000	80,000	-82.31%
C1609 Pioneer Cemetery - Implement Conservation Plan	2,278	8,335	8,335	20,000	20,000	-72.67%
C1753 Eagle Bay Viewing Platform	0	0	0	95,458	95,458	0.00%
C1760 King Street Reserve - Park Upgrade (Coastal Node)	53,980	19,825	19,825	47,582	47,582	172.28%
C2006 Depot Washdown Facility Upgrades	0	34,375	34,375	82,500	82,500	-100.00%



## City of Busselton

## Capital Acquisition Report

## Property, Plant &amp; Equipment, Infrastructure

## For the Period Ended 30 November 2020

Description	2020/21 Actual	2020/21 Amended Budget YTD	2020/21 Original Budget YTD	2020/21 Amended Budget	2020/21 Original Budget	2020/21 Budget YTD Variance
C2504 Groyne Construction	44,270	21,460	21,460	51,500	51,500	106.29%
C2512 Sand Re-Nourishment	37,022	51,875	51,875	124,500	124,500	-28.63%
C2520 Coastal Protection Works	21,253	18,750	18,750	45,000	45,000	13.35%
C2526 Baudin/ Wonerup Groynes	28,558	0	0	25,000	25,000	0.00%
C2527 Storm Damage Renewal of Infrastructure	0	15,455	15,455	37,090	37,090	-100.00%
C2528 Craig Street Groyne and Sea Wall	0	300,000	300,000	660,000	660,000	-100.00%
C3006 Playgrounds General - Replacement of playground equipment	4,535	10,415	10,415	25,000	25,000	-56.45%
C3007 Park Furniture Replacement - Replace aged & unsafe Equip	0	10,420	10,420	25,000	25,000	-100.00%
C3048 BBQ Placement and Replacement	2,253	0	0	15,000	15,000	0.00%
C3094 Busselton Foreshore - Stage 3	2,681	52,265	52,265	55,436	55,436	-94.87%
C3103 Youth Skate Park	0	6,250	6,250	15,000	15,000	-100.00%
C3112 Busselton Foreshore - Exercise Equipment	280	134,650	134,650	217,650	217,650	-99.79%
C3113 Busselton Tennis Club - Infrastructure	33,347	19,890	19,890	47,739	47,739	67.66%
C3116 Dawson Park (McIntyre St Pos)	0	187,467	110,000	187,467	110,000	-100.00%
C3122 Rails to Trails - Continuation of Implementation Plan	27,766	41,665	41,665	100,000	100,000	-33.36%
C3136 Vasse Oval Kaloorup - Grassing of Existing Oval	3,050	12,500	12,500	30,000	30,000	-75.60%
C3145 Churchill Park	95,689	91,665	91,665	220,000	220,000	4.39%
C3166 Vasse River Foreshore - Bridge to Bridge	0	11,665	11,665	28,000	28,000	-100.00%
C3186 Lou Weston Oval - Courts	504,889	211,520	211,520	507,650	507,650	138.70%
C3187 Port Geographe Reticulation Upgrades	55	0	0	47,297	47,297	0.00%
C3189 Possum Park Barnard East Upgrade	839	15,000	15,000	30,000	30,000	-94.40%
C3194 Meelup Regional Park - Capital Projects	47,125	35,630	35,630	85,509	85,509	32.26%
C3198 Vasse SAR Area General Improvements to the Area	26,767	20,835	20,835	50,000	50,000	28.47%
C3200 Provenance SAR Area General Improvements to the Area	93,381	77,085	77,085	125,000	125,000	21.14%
C3202 Port Geographe Street Light Replacement	3,920	34,585	34,585	82,994	82,994	-88.67%
C3203 Port Geographe General Improvements/ Foreshore	2,355	14,585	14,585	35,000	35,000	-83.85%
C3206 Landscaping - Old Busselton Tennis Club Site	368,420	153,965	153,965	369,520	369,520	139.29%
C3207 Barnard East Underground Power	6,000	68,875	68,875	165,297	165,297	-91.29%
C3208 Barnard East Landscaping	60,919	100,000	100,000	240,000	240,000	-39.08%
C3210 McBride Park - POS Upgrade	0	32,538	32,538	32,538	32,538	-100.00%
C3211 Tullloh St (Geographe Bay Road) - POS Upgrade	0	90,332	90,332	90,332	90,332	-100.00%
C3212 Siesta Park - Beach Access - POS Upgrade	0	13,379	13,379	13,379	13,379	-100.00%
C3213 Cabarita Road - POS Upgrade	0	28,141	100,000	28,141	100,000	-100.00%
C3214 Kingsford Road - POS Upgrade	0	154,375	154,375	154,375	154,375	-100.00%
C3215 Monash Way - POS Upgrade	0	80,000	80,000	167,174	167,174	-100.00%
C3216 Wagon Road - POS Upgrade	0	80,000	80,000	167,174	167,174	-100.00%
C3217 Limestone Quarry - POS Upgrade	0	80,000	80,000	167,174	167,174	-100.00%
C3218 Dolphin Road - POS Upgrade	0	45,000	45,000	91,000	91,000	-100.00%
C3219 Kingfish/ Costello - POS Upgrade	0	45,000	45,000	91,000	91,000	-100.00%
C3220 Quindalup Old Tennis Courts Site - POS Upgrade	0	25,000	25,000	53,283	53,283	-100.00%
C3222 King St Reserve Park - POS Upgrade	147,167	61,395	61,395	147,348	147,348	139.70%
C3223 Dunsborough Non-Potable Water Network	0	0	0	2,000,000	2,000,000	0.00%
C3224 Dunsborough Nature Based Playground	0	0	0	40,000	40,000	0.00%
C3225 Dunsborough Lakes Sporting Precinct (Stage 1)	9,207	156,666	156,666	2,288,000	2,288,000	-94.12%
C3226 Mitchell Park Upgrade	5,614	105,000	105,000	820,000	820,000	-94.65%
C3227 Barnard Park East Foreshore Landscaping	3,652	160,000	160,000	280,000	280,000	-97.72%
C3228 General Works - Replacement of Capital Items	0	30,000	30,000	30,000	30,000	-100.00%
C3232 Irrigation Renewal	0	16,665	16,665	40,000	40,000	-100.00%
C3235 Eastern Link Landscaping	52,352	83,335	83,335	200,000	200,000	-37.18%
C3236 Dunsborough Foreshore Lighting	586	20,835	20,835	50,000	50,000	-97.19%
C3237 King Street Landscaping Stage 2	36,981	26,665	26,665	64,000	64,000	38.69%
C3238 Vasse River - General Upgrade	0	80,000	80,000	100,000	100,000	-100.00%
C3451 Aged Housing Infrastructure (Upgrade)	3,773	5,100	5,100	12,250	12,250	-26.03%
C3479 Vidler Road Waste Site Capital Improvements	4,028	0	0	50,000	50,000	0.00%
C3481 Transfer Station Development	18,206	62,500	62,500	150,000	150,000	-70.87%
C3485 Site Rehabilitation - Busselton	188,069	416,665	416,665	1,000,000	1,000,000	-54.86%
C3489 Liquid Waste Pond Renewal Works	0	20,835	20,835	50,000	50,000	-100.00%
C3497 Busselton Jetty - Capital Expenditure	184,089	200,000	200,000	870,000	870,000	-7.96%
	2,133,780	4,057,388	4,051,780	13,471,482	13,465,874	-47.41%
<b>Drainage</b>						
D0009 Busselton UA - Geocatch Drain Partnership WSUD Improvements	0	12,500	12,500	30,000	30,000	-100.00%
D0020 Glenmeier Ramble Drainage Upgrade	0	21,125	21,125	50,700	50,700	-100.00%
D0021 Chugg Road Drainage Upgrade	0	15,044	15,044	15,044	15,044	-100.00%

## City of Busselton

## Capital Acquisition Report

## Property, Plant &amp; Equipment, Infrastructure

## For the Period Ended 30 November 2020

Description	2020/21 Actual	2020/21 Amended Budget YTD	2020/21 Original Budget YTD	2020/21 Amended Budget	2020/21 Original Budget	2020/21 Budget YTD Variance
<b>Airport Industrial Parks</b>	0	48,669	48,669	95,744	95,744	-100.00%
C6025 Installation of Bird Netting	0	32,375	32,375	77,703	77,703	-100.00%
C6026 Airport Car Park Reseal	4,443	31,965	31,965	76,700	76,700	-86.10%
C6087 Airport Construction Stage 2, Landside Civils & Services Inf	0	41,665	41,665	100,000	100,000	-100.00%
C6091 Airport Construction Stage 2, Noise Management Plan	0	0	0	866,500	866,500	0.00%
C6092 Airport Construction Stage 2, Airfield	19,422	8,300	8,300	19,900	19,900	134.00%
C6099 Airport Development - Project Expenses	39,713	48,270	106,605	115,850	255,850	-17.73%
	63,578	162,575	220,910	1,256,653	1,396,653	-60.89%
<b>Sub-Total Infrastructure</b>	<b>5,954,913</b>	<b>13,839,129</b>	<b>13,593,189</b>	<b>35,785,600</b>	<b>33,943,507</b>	<b>-56.97%</b>
<b>Grand Total - Capital Acquisitions</b>	<b>9,104,008</b>	<b>17,927,518</b>	<b>22,071,071</b>	<b>56,211,087</b>	<b>54,368,994</b>	
<b>Infrastructure by class</b>						
Roads	2,997,757	7,378,592	7,079,925	18,126,301	16,149,816	-59.37%
Bridges	0	716,665	716,665	2,287,000	2,287,000	-100.00%
Car Parks	616,213	862,815	862,815	1,808,675	1,808,675	-79.56%
Footpaths & Cycleways	143,585	612,425	612,425	2,239,745	2,239,745	-93.57%
Parks, Gardens & Reserves	2,133,780	4,057,388	4,051,780	14,971,482	14,965,874	-88.10%
Drainage	0	48,669	48,669	1,595,745	1,595,745	-100.00%
Regional Airport & Industrial Park Infrastructure	63,578	162,575	220,910	1,256,653	1,396,653	-99.57%
Less : Donated Assets				0	0	0.00%



City of BusseltonReserves Movement Report

For The Period Ending 30 November 2020

	2020/2021 Actual	2020/2021 Amended Budget YTD	2020/2021 Original Budget YTD	2020/2021 Amended Budget	2020/2021 Original Budget	2019/2020 Actual
	\$	\$	\$	\$	\$	\$
<b>100 Airport Infrastructure Renewal and Replacement Reserve</b>						
Accumulated Reserves at Start of Year	1,712,272.40	1,712,272.40	1,712,272.40	1,712,272.40	1,712,272.40	1,821,552.89
Interest transfer to Reserves	5,199.71	7,775.00	7,775.00	18,660.00	18,660.00	28,582.65
Transfer from Muni	1,377.68	1,576.71	1,576.71	1,576.71	1,576.71	0.00
Transfer to Muni	0.00	0.00	0.00	(288,364.00)	(288,364.00)	(137,863.14)
	<u>1,718,849.79</u>	<u>1,721,624.11</u>	<u>1,721,624.11</u>	<u>1,444,145.11</u>	<u>1,444,145.11</u>	<u>1,712,272.40</u>
<b>136 Airport Marketing and Incentive Reserve</b>						
Accumulated Reserves at Start of Year	4,073,790.64	4,073,790.64	4,073,790.64	4,073,790.64	4,073,790.64	3,396,150.77
Interest transfer to Reserves	13,247.39	18,500.00	18,500.00	44,401.00	44,401.00	58,291.83
Transfer from Muni	86,865.00	86,865.00	86,865.00	328,471.00	328,471.00	619,348.04
Transfer to Muni	0.00	0.00	0.00	(1,180,572.00)	(1,180,572.00)	0.00
	<u>4,173,903.03</u>	<u>4,179,155.64</u>	<u>4,179,155.64</u>	<u>3,266,090.64</u>	<u>3,266,090.64</u>	<u>4,073,790.64</u>
<b>143 Airport Noise Mitigation Reserve</b>						
Accumulated Reserves at Start of Year	904,896.43	904,896.43	904,896.43	904,896.43	904,896.43	890,709.89
Interest transfer to Reserves	2,811.05	4,110.00	4,110.00	9,864.00	9,864.00	14,186.54
Transfer to Muni	0.00	0.00	0.00	(866,500.00)	(866,500.00)	0.00
	<u>907,707.48</u>	<u>909,006.43</u>	<u>909,006.43</u>	<u>48,260.43</u>	<u>48,260.43</u>	<u>904,896.43</u>
<b>147 Airport Development Reserve</b>						
Accumulated Reserves at Start of Year	1,576.71	1,576.71	1,576.71	1,576.71	1,576.71	0.00
Interest transfer to Reserves	(199.03)	0.00	0.00	0.00	0.00	1,576.63
Transfer from Muni	0.00	0.00	0.00	0.00	0.00	165,882.00
Transfer to Muni	(1,377.68)	(1,576.71)	(1,576.71)	(1,576.71)	(1,576.71)	(165,881.92)
	<u>0.00</u>	<u>0.00</u>	<u>0.00</u>	<u>0.00</u>	<u>0.00</u>	<u>1,576.71</u>
<b>148 Airport Existing Terminal Building Reserve</b>						
Accumulated Reserves at Start of Year	122,795.41	122,795.41	122,795.41	122,795.41	122,795.41	39,882.21
Interest transfer to Reserves	564.96	560.00	560.00	1,344.00	1,344.00	635.20
Transfer from Muni	34,285.00	34,285.00	34,285.00	82,278.00	82,278.00	82,278.00
	<u>157,645.37</u>	<u>157,640.41</u>	<u>157,640.41</u>	<u>206,417.41</u>	<u>206,417.41</u>	<u>122,795.41</u>
<b>106 Building Asset Renewal Reserve - General Buildings</b>						
Accumulated Reserves at Start of Year	1,483,242.45	1,483,242.45	1,483,242.45	1,483,242.45	1,483,242.45	1,725,055.66
Interest transfer to Reserves	4,210.54	6,735.00	6,735.00	16,164.00	16,164.00	32,703.18
Transfer from Muni	302,980.00	302,980.00	302,980.00	1,037,148.00	1,037,148.00	727,148.00
Transfer to Muni	0.00	0.00	0.00	(1,071,026.00)	(1,071,026.00)	(1,001,664.39)
	<u>1,790,432.99</u>	<u>1,792,957.45</u>	<u>1,792,957.45</u>	<u>1,465,528.45</u>	<u>1,465,528.45</u>	<u>1,483,242.45</u>
<b>404 Barnard Park Sports Pavilion Building Reserve</b>						
Accumulated Reserves at Start of Year	41,352.43	41,352.43	41,352.43	41,352.43	41,352.43	10,666.20
Interest transfer to Reserves	159.24	190.00	190.00	456.00	456.00	460.23
Transfer from Muni	12,595.00	12,595.00	12,595.00	30,226.00	30,226.00	30,226.00
	<u>54,106.67</u>	<u>54,137.43</u>	<u>54,137.43</u>	<u>72,034.43</u>	<u>72,034.43</u>	<u>41,352.43</u>

City of BusseltonReserves Movement Report

For The Period Ending 30 November 2020

	2020/2021 Actual	2020/2021 Amended Budget YTD	2020/2021 Original Budget YTD	2020/2021 Amended Budget	2020/2021 Original Budget	2019/2020 Actual
	\$	\$	\$	\$	\$	\$
<b>405 Railway House Building Reserve</b>						
Accumulated Reserves at Start of Year	36,854.54	36,854.54	36,854.54	36,854.54	36,854.54	16,761.18
Interest transfer to Reserves	134.48	165.00	165.00	396.00	396.00	458.36
Transfer from Muni	8,180.00	8,180.00	8,180.00	19,635.00	19,635.00	19,635.00
	45,169.02	45,199.54	45,199.54	56,885.54	56,885.54	36,854.54
<b>406 Youth and Community Activities Building Reserve</b>						
Accumulated Reserves at Start of Year	80,356.10	80,356.10	80,356.10	80,356.10	80,356.10	45,712.30
Interest transfer to Reserves	279.66	365.00	365.00	876.00	876.00	1,148.35
Transfer from Muni	17,850.00	17,850.00	17,850.00	42,840.00	42,840.00	42,840.00
Transfer to Muni	0.00	0.00	0.00	0.00	0.00	(9,344.55)
	98,485.76	98,571.10	98,571.10	124,072.10	124,072.10	80,356.10
<b>407 Busselton Library Building Reserve</b>						
Accumulated Reserves at Start of Year	111,021.85	111,021.85	111,021.85	111,021.85	111,021.85	85,071.29
Interest transfer to Reserves	180.85	505.00	505.00	1,212.00	1,212.00	1,716.82
Transfer from Muni	19,040.00	19,040.00	19,040.00	45,696.00	45,696.00	45,696.00
Transfer to Muni	(100,000.00)	(100,000.00)	(100,000.00)	(105,000.00)	(105,000.00)	(21,462.26)
	30,242.70	30,566.85	30,566.85	52,929.85	52,929.85	111,021.85
<b>131 Busselton Community Resource Centre Reserve</b>						
Accumulated Reserves at Start of Year	272,693.17	272,693.17	272,693.17	272,693.17	272,693.17	190,875.82
Interest transfer to Reserves	933.36	1,240.00	1,240.00	2,976.00	2,976.00	3,791.98
Transfer from Muni	36,000.00	36,000.00	36,000.00	86,394.00	86,394.00	81,752.64
Transfer to Muni	0.00	0.00	0.00	(50,000.00)	(50,000.00)	(3,727.27)
	309,626.53	309,933.17	309,933.17	312,063.17	312,063.17	272,693.17
<b>408 Busselton Jetty Tourist Park Reserve</b>						
Accumulated Reserves at Start of Year	222,752.80	222,752.80	222,752.80	222,752.80	222,752.80	159,725.80
Interest transfer to Reserves	712.31	1,010.00	1,010.00	2,424.00	2,424.00	4,342.04
Transfer from Muni	105,345.00	105,345.00	105,345.00	252,833.00	252,833.00	168,021.20
Transfer to Muni	(81,800.00)	(40,900.00)	(40,900.00)	(243,600.00)	(243,600.00)	(109,336.24)
	247,010.11	288,207.80	288,207.80	234,409.80	234,409.80	222,752.80
<b>409 Geopraphe Leisure Centre Building (GLC) Reserve</b>						
Accumulated Reserves at Start of Year	615,084.29	615,084.29	615,084.29	615,084.29	615,084.29	381,186.42
Interest transfer to Reserves	2,315.37	2,795.00	2,795.00	6,708.00	6,708.00	7,619.95
Transfer from Muni	108,550.00	108,550.00	108,550.00	260,521.00	260,521.00	570,521.00
Transfer to Muni	0.00	0.00	0.00	(819,657.00)	(819,657.00)	(344,243.08)
	725,949.66	726,429.29	726,429.29	62,656.29	62,656.29	615,084.29
<b>331 Joint Venture Aged Housing Reserve (Harris/ Winderup)</b>						
Accumulated Reserves at Start of Year	1,237,306.78	1,237,306.78	1,237,306.78	1,237,306.78	1,237,306.78	1,085,870.41
Interest transfer to Reserves	4,042.04	5,620.00	5,620.00	13,488.00	13,488.00	17,937.89
Transfer from Muni	54,920.00	54,920.00	54,920.00	131,806.00	131,806.00	185,261.37
Transfer to Muni	0.00	0.00	0.00	(152,250.00)	(152,250.00)	(51,762.89)
	1,296,268.82	1,297,846.78	1,297,846.78	1,230,350.78	1,230,350.78	1,237,306.78



City of BusseltonReserves Movement Report

For The Period Ending 30 November 2020

	2020/2021 Actual	2020/2021 Amended Budget YTD	2020/2021 Original Budget YTD	2020/2021 Amended Budget	2020/2021 Original Budget	2019/2020 Actual
	\$	\$	\$	\$	\$	\$
<b>403 Winderup Aged Housing Reserve (City Controlled)</b>						
Accumulated Reserves at Start of Year	212,935.38	212,935.38	212,935.38	212,935.38	212,935.38	212,501.16
Interest Transfer to Reserves	694.75	965.00	965.00	2,316.00	2,316.00	3,457.97
Transfer from Muni	20,230.00	20,230.00	20,230.00	48,550.00	48,550.00	2,046.25
Transfer to Muni	0.00	0.00	0.00	(52,000.00)	(52,000.00)	(5,070.00)
	<u>233,860.13</u>	<u>234,130.38</u>	<u>234,130.38</u>	<u>211,801.38</u>	<u>211,801.38</u>	<u>212,935.38</u>
<b>410 Naturaliste Community Centre Building (NCC) Reserve</b>						
Accumulated Reserves at Start of Year	125,076.60	125,076.60	125,076.60	125,076.60	125,076.60	63,745.73
Interest transfer to Reserves	449.35	570.00	570.00	1,368.00	1,368.00	1,622.87
Transfer from Muni	24,880.00	24,880.00	24,880.00	59,708.00	59,708.00	59,708.00
Transfer to Muni	0.00	0.00	0.00	(142,000.00)	(142,000.00)	0.00
	<u>150,405.95</u>	<u>150,526.60</u>	<u>150,526.60</u>	<u>44,152.60</u>	<u>44,152.60</u>	<u>125,076.60</u>
<b>411 Civic and Administration Building Reserve</b>						
Accumulated Reserves at Start of Year	429,689.17	429,689.17	429,689.17	429,689.17	429,689.17	187,928.40
Interest transfer to Reserves	1,610.50	1,950.00	1,950.00	4,680.00	4,680.00	5,512.65
Transfer from Muni	117,500.00	117,500.00	117,500.00	282,000.00	282,000.00	282,000.00
Transfer to Muni	0.00	0.00	0.00	(48,983.00)	(48,983.00)	(45,751.88)
	<u>548,799.67</u>	<u>549,139.17</u>	<u>549,139.17</u>	<u>667,386.17</u>	<u>667,386.17</u>	<u>429,689.17</u>
<b>412 Vasse Sports Pavilion Building Reserve</b>						
Accumulated Reserves at Start of Year	541.14	541.14	541.14	541.14	541.14	0.00
Interest transfer to Reserves	2.21	0.00	0.00	0.00	0.00	5.14
Transfer from Muni	225.00	225.00	225.00	536.00	536.00	536.00
	<u>768.35</u>	<u>766.14</u>	<u>766.14</u>	<u>1,077.14</u>	<u>1,077.14</u>	<u>541.14</u>
<b>110 Jetty Maintenance Reserve</b>						
Accumulated Reserves at Start of Year	5,239,342.58	5,239,342.58	5,239,342.58	5,239,342.58	5,239,342.58	4,806,278.94
Interest transfer to Reserves	16,608.88	23,795.00	23,795.00	57,108.00	57,108.00	82,679.79
Transfer from Muni	83,800.00	83,800.00	83,800.00	1,325,111.00	1,325,111.00	1,286,516.00
Transfer to Muni	0.00	(15,000.00)	(15,000.00)	(1,255,708.00)	(1,255,708.00)	(936,132.15)
	<u>5,339,751.46</u>	<u>5,331,937.58</u>	<u>5,331,937.58</u>	<u>5,365,853.58</u>	<u>5,365,853.58</u>	<u>5,239,342.58</u>
<b>150 Jetty Self Insurance Reserve</b>						
Accumulated Reserves at Start of Year	432,198.16	432,198.16	432,198.16	432,198.16	432,198.16	365,698.37
Interest transfer to Reserves	1,403.70	1,965.00	1,965.00	4,716.00	4,716.00	6,499.79
Transfer from Muni	25,000.00	25,000.00	25,000.00	60,000.00	60,000.00	60,000.00
	<u>458,601.86</u>	<u>459,163.16</u>	<u>459,163.16</u>	<u>496,914.16</u>	<u>496,914.16</u>	<u>432,198.16</u>
<b>223 Road Asset Renewal Reserve</b>						
Accumulated Reserves at Start of Year	1,597,128.65	1,597,128.65	1,597,128.65	1,597,128.65	1,597,128.65	1,119,116.75
Interest transfer to Reserves	5,572.75	7,255.00	7,255.00	17,412.00	17,412.00	39,808.24
Transfer from Muni	1,459,080.00	1,459,080.00	1,459,080.00	3,501,790.00	3,501,790.00	3,458,128.00
Transfer to Muni	0.00	0.00	0.00	(4,638,999.00)	(3,995,499.00)	(3,019,924.34)
	<u>3,061,781.40</u>	<u>3,063,463.65</u>	<u>3,063,463.65</u>	<u>477,331.65</u>	<u>1,120,831.65</u>	<u>1,597,128.65</u>

## City of Busselton

## Reserves Movement Report

For The Period Ending 30 November 2020

	2020/2021 Actual	2020/2021 Amended Budget YTD	2020/2021 Original Budget YTD	2020/2021 Amended Budget	2020/2021 Original Budget	2019/2020 Actual
	\$	\$	\$	\$	\$	\$
<b>224 Footpath/ Cycle Ways Reserve</b>						
Accumulated Reserves at Start of Year	408,437.28	408,437.28	408,437.28	408,437.28	408,437.28	3,670.90
Interest transfer to Reserves	1,811.43	1,855.00	1,855.00	4,452.00	4,452.00	8,786.80
Transfer from Muni	506,685.00	506,685.00	506,685.00	1,216,038.00	1,216,038.00	1,184,602.00
Transfer to Muni	0.00	0.00	0.00	(1,382,583.00)	(1,382,583.00)	(788,622.42)
	916,933.71	916,977.28	916,977.28	246,344.28	246,344.28	408,437.28
<b>226 Other Infrastructure Reserve</b>						
Accumulated Reserves at Start of Year	264,388.99	264,388.99	264,388.99	264,388.99	264,388.99	0.00
Interest transfer to Reserves	1,057.46	1,200.00	1,200.00	2,880.00	2,880.00	3,298.02
Transfer from Muni	148,750.00	148,750.00	148,750.00	357,000.00	357,000.00	347,000.00
Transfer to Muni	0.00	0.00	0.00	(297,041.00)	(297,041.00)	(85,909.03)
	414,196.45	414,338.99	414,338.99	327,227.99	327,227.99	264,388.99
<b>225 Parks, Gardens and Reserves Reserve</b>						
Accumulated Reserves at Start of Year	833,946.23	833,946.23	833,946.23	833,946.23	833,946.23	0.00
Interest transfer to Reserves	3,496.19	3,790.00	3,790.00	9,096.00	9,096.00	10,825.77
Transfer from Muni	535,485.00	535,485.00	535,485.00	1,285,166.00	1,285,166.00	1,214,001.00
Transfer to Muni	0.00	0.00	0.00	(1,983,645.00)	(1,983,645.00)	(390,880.54)
	1,372,927.42	1,373,221.23	1,373,221.23	144,563.23	144,563.23	833,946.23
<b>151 Furniture and Equipment Reserve</b>						
Accumulated Reserves at Start of Year	257,784.19	257,784.19	257,784.19	257,784.19	257,784.19	0.00
Interest transfer to Reserves	1,512.40	1,170.00	1,170.00	2,808.00	2,808.00	0.00
Transfer from Muni	180,835.00	180,835.00	180,835.00	434,000.00	434,000.00	364,900.00
Transfer to Muni	0.00	(30,000.00)	(30,000.00)	(434,000.00)	(434,000.00)	(107,115.81)
	440,131.59	409,789.19	409,789.19	260,592.19	260,592.19	257,784.19
<b>115 Plant Replacement Reserve</b>						
Accumulated Reserves at Start of Year	1,098,441.92	1,098,441.92	1,098,441.92	1,098,441.92	1,098,441.92	1,205,526.70
Interest transfer to Reserves	3,055.59	4,990.00	4,990.00	11,976.00	11,976.00	23,720.77
Transfer from Muni	482,620.44	508,695.00	508,695.00	1,027,662.00	1,027,662.00	900,737.00
Transfer to Muni	0.00	(203,000.00)	(203,000.00)	(492,240.00)	(492,240.00)	(1,031,542.55)
	1,584,117.95	1,409,126.92	1,409,126.92	1,645,839.92	1,645,839.92	1,098,441.92
<b>137 Major Traffic Improvements Reserve</b>						
Accumulated Reserves at Start of Year	638,845.53	638,845.53	638,845.53	638,845.53	638,845.53	1,495,577.97
Interest transfer to Reserves	1,801.81	2,900.00	2,900.00	6,960.00	6,960.00	25,423.53
Transfer from Muni	453,745.00	453,745.00	453,745.00	1,088,988.00	1,088,988.00	1,128,705.00
Transfer to Muni	0.00	0.00	0.00	(1,641,750.00)	(1,641,750.00)	(2,010,860.97)
	1,094,392.34	1,095,490.53	1,095,490.53	93,043.53	93,043.53	638,845.53
<b>132 CBD Enhancement Reserve</b>						
Accumulated Reserves at Start of Year	613,762.47	613,762.47	613,762.47	613,762.47	613,762.47	171,316.34
Interest transfer to Reserves	2,412.24	2,790.00	2,790.00	6,696.00	6,696.00	7,539.43
Transfer from Muni	225,170.00	225,170.00	225,170.00	540,415.00	540,415.00	524,713.00
Transfer to Muni	0.00	0.00	0.00	(590,000.00)	(590,000.00)	(89,806.30)
	841,344.71	841,722.47	841,722.47	570,873.47	570,873.47	613,762.47



City of BusseltonReserves Movement ReportFor The Period Ending 30 November 2020

	2020/2021 Actual	2020/2021 Amended Budget YTD	2020/2021 Original Budget YTD	2020/2021 Amended Budget	2020/2021 Original Budget	2019/2020 Actual
	\$	\$	\$	\$	\$	\$
<b>127 New Infrastructure Development Reserve</b>						
Accumulated Reserves at Start of Year	1,506,175.05	1,506,175.05	1,506,175.05	1,506,175.05	1,506,175.05	1,803,171.42
Interest transfer to Reserves	2,754.28	6,840.00	6,840.00	16,416.00	16,416.00	26,494.60
Transfer from Muni	79,727.60	77,595.00	77,595.00	186,231.00	186,231.00	201,157.40
Transfer to Muni	(223,000.00)	(50,000.00)	(50,000.00)	(1,420,645.00)	(1,400,645.00)	(524,648.37)
	<u>1,365,656.93</u>	<u>1,540,610.05</u>	<u>1,540,610.05</u>	<u>288,177.05</u>	<u>308,177.05</u>	<u>1,506,175.05</u>
<b>141 Commonage Precinct Infrastructure Road Reserve</b>						
Accumulated Reserves at Start of Year	234,906.64	234,906.64	234,906.64	234,906.64	234,906.64	231,223.87
Interest transfer to Reserves	(340.58)	1,065.00	1,065.00	2,556.00	2,556.00	3,682.77
Transfer from Muni	1,070.31	0.00	0.00	0.00	0.00	0.00
Transfer to Muni	0.00	0.00	0.00	(235,000.00)	(235,000.00)	0.00
	<u>235,636.37</u>	<u>235,971.64</u>	<u>235,971.64</u>	<u>2,462.64</u>	<u>2,462.64</u>	<u>234,906.64</u>
<b>114 City Car Parking and Access Reserve</b>						
Accumulated Reserves at Start of Year	1,555,124.38	1,555,124.38	1,555,124.38	1,555,124.38	1,555,124.38	1,281,336.70
Interest transfer to Reserves	4,590.59	7,065.00	7,065.00	16,956.00	16,956.00	24,799.27
Transfer from Muni	5,190.00	5,190.00	5,190.00	52,465.00	52,465.00	505,188.00
Transfer to Muni	0.00	0.00	0.00	(1,375,579.00)	(1,375,579.00)	(256,199.59)
	<u>1,564,904.97</u>	<u>1,567,379.38</u>	<u>1,567,379.38</u>	<u>248,966.38</u>	<u>248,966.38</u>	<u>1,555,124.38</u>
<b>154 Debt Default Reserve</b>						
Interest transfer to Reserves	387.72	0.00	0.00	0.00	0.00	0.00
Transfer from Muni	208,335.00	208,335.00	208,335.00	500,000.00	500,000.00	0.00
	<u>0.00</u>	<u>0.00</u>	<u>0.00</u>	<u>0.00</u>	<u>0.00</u>	<u>0.00</u>
<b>107 Corporate IT Systems Reserve</b>						
Accumulated Reserves at Start of Year	226,750.02	226,750.02	226,750.02	226,750.02	226,750.02	80,398.99
Interest transfer to Reserves	992.99	1,030.00	1,030.00	2,472.00	2,472.00	1,280.52
Transfer from Muni	41,665.00	41,665.00	41,665.00	100,000.00	100,000.00	145,070.51
Transfer to Muni	0.00	0.00	0.00	(207,900.00)	(207,900.00)	0.00
	<u>269,408.01</u>	<u>269,445.02</u>	<u>269,445.02</u>	<u>121,322.02</u>	<u>121,322.02</u>	<u>226,750.02</u>
<b>133 Election, Valuation and Other Corporate Expenses Reserve</b>						
Accumulated Reserves at Start of Year	560,994.18	560,994.18	560,994.18	560,994.18	560,994.18	499,905.97
Interest transfer to Reserves	1,895.45	2,550.00	2,550.00	6,120.00	6,120.00	8,664.58
Transfer from Muni	62,500.00	62,500.00	62,500.00	150,000.00	150,000.00	150,000.00
Transfer to Muni	0.00	0.00	0.00	(140,900.00)	(140,900.00)	(97,576.37)
	<u>625,389.63</u>	<u>626,044.18</u>	<u>626,044.18</u>	<u>576,214.18</u>	<u>576,214.18</u>	<u>560,994.18</u>
<b>111 Legal Expenses Reserve</b>						
Accumulated Reserves at Start of Year	636,940.12	636,940.12	636,940.12	636,940.12	636,940.12	577,255.71
Interest transfer to Reserves	2,052.38	2,895.00	2,895.00	6,948.00	6,948.00	8,995.41
Transfer from Muni	0.00	0.00	0.00	0.00	0.00	50,689.00
	<u>638,992.50</u>	<u>639,835.12</u>	<u>639,835.12</u>	<u>643,888.12</u>	<u>643,888.12</u>	<u>636,940.12</u>
<b>152 Marketing &amp; Area Promotion Reserve</b>						
Accumulated Reserves at Start of Year	166,392.00	166,392.00	166,392.00	166,392.00	166,392.00	0.00
Interest transfer to Reserves	1,760.54	755.00	755.00	1,812.00	1,812.00	0.00
Transfer from Muni	538,180.00	538,180.00	538,180.00	1,291,627.00	1,291,627.00	166,392.00
Transfer to Muni	0.00	0.00	0.00	(1,347,817.00)	(1,347,817.00)	0.00
	<u>706,332.54</u>	<u>705,327.00</u>	<u>705,327.00</u>	<u>112,014.00</u>	<u>112,014.00</u>	<u>166,392.00</u>

## City of Busselton

## Reserves Movement Report

For The Period Ending 30 November 2020

	2020/2021 Actual	2020/2021 Amended Budget YTD	2020/2021 Original Budget YTD	2020/2021 Amended Budget	2020/2021 Original Budget	2019/2020 Actual
	\$	\$	\$	\$	\$	\$
<b>135 Performing Arts and Convention Centre Reserve</b>						
Accumulated Reserves at Start of Year	2,625,599.20	2,625,599.20	2,625,599.20	2,625,599.20	2,625,599.20	0.00
Interest transfer to Reserves	8,171.02	11,925.00	11,925.00	28,620.00	28,620.00	14,751.12
Transfer from Muni	0.00	0.00	0.00	50,000.00	50,000.00	2,610,848.08
Transfer to Muni	0.00	0.00	0.00	(1,446,200.00)	(1,446,200.00)	0.00
	<u>2,633,770.22</u>	<u>2,637,524.20</u>	<u>2,637,524.20</u>	<u>1,258,019.20</u>	<u>1,258,019.20</u>	<u>2,625,599.20</u>
<b>202 Long Service Leave Reserve</b>						
Accumulated Reserves at Start of Year	3,482,110.00	3,482,110.00	3,482,110.00	3,482,110.00	3,482,110.00	3,096,583.00
Interest transfer to Reserves	11,122.65	15,815.00	15,815.00	37,956.00	37,956.00	50,518.40
Transfer from Muni	104,165.00	104,165.00	104,165.00	250,000.00	250,000.00	687,986.09
Transfer to Muni	(34,895.96)	(46,650.00)	(46,650.00)	(438,250.00)	(438,250.00)	(352,977.49)
	<u>3,562,501.69</u>	<u>3,555,440.00</u>	<u>3,555,440.00</u>	<u>3,331,816.00</u>	<u>3,331,816.00</u>	<u>3,482,110.00</u>
<b>203 Professional Development Reserve</b>						
Accumulated Reserves at Start of Year	145,028.93	145,028.93	145,028.93	145,028.93	145,028.93	122,771.88
Interest transfer to Reserves	448.83	660.00	660.00	1,584.00	1,584.00	2,418.13
Transfer from Muni	29,165.00	29,165.00	29,165.00	93,500.00	93,500.00	70,000.00
Transfer to Muni	0.00	0.00	0.00	(88,500.00)	(88,500.00)	(50,161.08)
	<u>174,642.76</u>	<u>174,853.93</u>	<u>174,853.93</u>	<u>151,612.93</u>	<u>151,612.93</u>	<u>145,028.93</u>
<b>204 Sick Pay Incentive Reserve</b>						
Accumulated Reserves at Start of Year	144,632.39	144,632.39	144,632.39	144,632.39	144,632.39	150,403.55
Interest transfer to Reserves	428.96	655.00	655.00	1,572.00	1,572.00	2,374.88
Transfer from Muni	0.00	0.00	0.00	0.00	0.00	327.14
Transfer to Muni	0.00	0.00	0.00	(73,550.00)	(73,550.00)	(8,473.18)
	<u>145,061.35</u>	<u>145,287.39</u>	<u>145,287.39</u>	<u>72,654.39</u>	<u>72,654.39</u>	<u>144,632.39</u>
<b>124 Workers Compensation, Extended SL &amp; AL Contingency Reserve</b>						
Accumulated Reserves at Start of Year	309,751.42	309,751.42	309,751.42	309,751.42	309,751.42	305,100.95
Interest transfer to Reserves	962.24	1,405.00	1,405.00	3,372.00	3,372.00	4,650.47
Transfer to Muni	0.00	0.00	0.00	(147,607.00)	(147,607.00)	0.00
	<u>310,713.66</u>	<u>311,156.42</u>	<u>311,156.42</u>	<u>165,516.42</u>	<u>165,516.42</u>	<u>309,751.42</u>
<b>302 Community Facilities - City District</b>						
Accumulated Reserves at Start of Year	1,120,869.85	1,120,869.85	1,120,869.85	1,120,869.85	1,120,869.85	2,552,707.62
Interest transfer to Reserves	(3,294.20)	5,090.00	5,090.00	12,216.00	12,216.00	39,319.39
Transfer from Muni	260,580.44	161,270.00	161,270.00	387,050.00	387,050.00	216,051.38
Transfer to Muni	0.00	0.00	0.00	(1,031,448.00)	(1,031,448.00)	(1,687,208.54)
	<u>1,378,156.09</u>	<u>1,287,229.85</u>	<u>1,287,229.85</u>	<u>488,687.85</u>	<u>488,687.85</u>	<u>1,120,869.85</u>
<b>304 Community Facilities - Broadwater</b>						
Accumulated Reserves at Start of Year	166,413.55	166,413.55	166,413.55	166,413.55	166,413.55	158,523.04
Interest transfer to Reserves	(240.76)	755.00	755.00	1,812.00	1,812.00	2,585.73
Transfer from Muni	13,303.90	4,165.00	4,165.00	10,000.00	10,000.00	5,304.78
	<u>179,476.69</u>	<u>171,333.55</u>	<u>171,333.55</u>	<u>178,225.55</u>	<u>178,225.55</u>	<u>166,413.55</u>



City of BusseltonReserves Movement ReportFor The Period Ending 30 November 2020

	2020/2021 Actual	2020/2021 Amended Budget YTD	2020/2021 Original Budget YTD	2020/2021 Amended Budget	2020/2021 Original Budget	2019/2020 Actual
	\$	\$	\$	\$	\$	\$
<b>303 Community Facilities - Busselton</b>						
Accumulated Reserves at Start of Year	9,177.47	9,177.47	9,177.47	9,177.47	9,177.47	44,011.77
Interest transfer to Reserves	(11.03)	40.00	40.00	96.00	96.00	526.95
Transfer from Muni	13,968.16	9,375.00	9,375.00	22,500.00	22,500.00	8,638.75
Transfer to Muni	0.00	0.00	0.00	0.00	0.00	(44,000.00)
	<u>23,134.60</u>	<u>18,592.47</u>	<u>18,592.47</u>	<u>31,773.47</u>	<u>31,773.47</u>	<u>9,177.47</u>
<b>305 Community Facilities - Dunsborough</b>						
Accumulated Reserves at Start of Year	255,152.46	255,152.46	255,152.46	255,152.46	255,152.46	188,062.67
Interest transfer to Reserves	(311.90)	1,160.00	1,160.00	2,784.00	2,784.00	3,283.35
Transfer from Muni	38,291.57	11,460.00	11,460.00	27,500.00	27,500.00	61,806.44
	<u>293,132.13</u>	<u>267,772.46</u>	<u>267,772.46</u>	<u>285,436.46</u>	<u>285,436.46</u>	<u>255,152.46</u>
<b>311 Community Facilities - Dunsborough Lakes Estate</b>						
Accumulated Reserves at Start of Year	937,470.05	937,470.05	937,470.05	937,470.05	937,470.05	922,772.84
Interest transfer to Reserves	(1,359.20)	4,260.00	4,260.00	10,224.00	10,224.00	14,697.21
Transfer from Muni	4,271.41	0.00	0.00	0.00	0.00	0.00
Transfer to Muni	0.00	0.00	0.00	(938,000.00)	(938,000.00)	0.00
	<u>940,382.26</u>	<u>941,730.05</u>	<u>941,730.05</u>	<u>9,694.05</u>	<u>9,694.05</u>	<u>937,470.05</u>
<b>306 Community Facilities - Geographe</b>						
Accumulated Reserves at Start of Year	101,978.74	101,978.74	101,978.74	101,978.74	101,978.74	99,175.93
Interest transfer to Reserves	(147.60)	465.00	465.00	1,116.00	1,116.00	1,594.87
Transfer from Muni	1,867.35	3,125.00	3,125.00	7,500.00	7,500.00	1,207.94
	<u>103,698.49</u>	<u>105,568.74</u>	<u>105,568.74</u>	<u>110,594.74</u>	<u>110,594.74</u>	<u>101,978.74</u>
<b>310 Community Facilities - Port Geographe</b>						
Accumulated Reserves at Start of Year	348,980.41	348,980.41	348,980.41	348,980.41	348,980.41	343,509.27
Interest transfer to Reserves	(505.97)	1,585.00	1,585.00	3,804.00	3,804.00	5,471.14
Transfer from Muni	1,590.08	0.00	0.00	0.00	0.00	0.00
	<u>350,064.52</u>	<u>350,565.41</u>	<u>350,565.41</u>	<u>352,784.41</u>	<u>352,784.41</u>	<u>348,980.41</u>
<b>309 Community Facilities - Vasse</b>						
Accumulated Reserves at Start of Year	489,904.76	489,904.76	489,904.76	489,904.76	489,904.76	615,585.54
Interest transfer to Reserves	(821.04)	2,225.00	2,225.00	5,340.00	5,340.00	9,471.24
Transfer from Muni	2,231.78	0.00	0.00	0.00	0.00	0.00
Transfer to Muni	0.00	0.00	0.00	(284,270.00)	(284,270.00)	(135,152.02)
	<u>491,315.50</u>	<u>492,129.76</u>	<u>492,129.76</u>	<u>210,974.76</u>	<u>210,974.76</u>	<u>489,904.76</u>
<b>308 Community Facilities - Airport North</b>						
Accumulated Reserves at Start of Year	3,017,487.28	3,017,487.28	3,017,487.28	3,017,487.28	3,017,487.28	2,970,179.38
Interest transfer to Reserves	(4,374.94)	13,705.00	13,705.00	32,892.00	32,892.00	47,307.90
Transfer from Muni	13,748.68	41,665.00	41,665.00	100,000.00	100,000.00	0.00
Transfer to Muni	0.00	0.00	0.00	(150,000.00)	(150,000.00)	0.00
	<u>3,026,861.02</u>	<u>3,072,857.28</u>	<u>3,072,857.28</u>	<u>3,000,379.28</u>	<u>3,000,379.28</u>	<u>3,017,487.28</u>
<b>130 Locke Estate Reserve</b>						
Accumulated Reserves at Start of Year	6,269.61	6,269.61	6,269.61	6,269.61	6,269.61	1,012.99
Interest transfer to Reserves	(4.51)	30.00	30.00	72.00	72.00	420.15
Transfer from Muni	25,000.00	25,000.00	25,000.00	60,000.00	60,000.00	60,000.00
Transfer to Muni	0.00	0.00	0.00	0.00	0.00	(55,163.53)
	<u>31,265.10</u>	<u>31,299.61</u>	<u>31,299.61</u>	<u>66,341.61</u>	<u>66,341.61</u>	<u>6,269.61</u>

City of BusseltonReserves Movement Report

For The Period Ending 30 November 2020

	2020/2021 Actual	2020/2021 Amended Budget YTD	2020/2021 Original Budget YTD	2020/2021 Amended Budget	2020/2021 Original Budget	2019/2020 Actual
	\$	\$	\$	\$	\$	\$
<b>122 Port Geographe Development Reserve (Council)</b>						
Accumulated Reserves at Start of Year	224,952.38	224,952.38	224,952.38	224,952.38	224,952.38	682,470.41
Interest transfer to Reserves	525.88	1,020.00	1,020.00	2,448.00	2,448.00	8,839.73
Transfer from Muni	21,655.00	21,655.00	21,655.00	51,975.00	51,975.00	51,975.00
Transfer to Muni	0.00	0.00	0.00	(219,167.00)	(219,167.00)	(518,332.76)
	<u>247,133.26</u>	<u>247,627.38</u>	<u>247,627.38</u>	<u>60,208.38</u>	<u>60,208.38</u>	<u>224,952.38</u>
<b>123 Port Geographe Waterways Managment (SAR) Reserve</b>						
Accumulated Reserves at Start of Year	3,275,191.63	3,275,191.63	3,275,191.63	3,275,191.63	3,275,191.63	3,349,716.94
Interest transfer to Reserves	9,896.92	14,875.00	14,875.00	35,700.00	35,700.00	54,429.05
Transfer from Muni	91,755.00	91,755.00	91,755.00	220,210.00	220,210.00	218,328.64
Transfer to Muni	0.00	0.00	0.00	(375,000.00)	(375,000.00)	(347,783.00)
	<u>3,376,843.55</u>	<u>3,381,821.63</u>	<u>3,381,821.63</u>	<u>3,156,101.63</u>	<u>3,156,101.63</u>	<u>3,275,191.63</u>
<b>126 Provenge Landscape Maintenance (SAR) Reserve</b>						
Accumulated Reserves at Start of Year	1,308,476.49	1,308,476.49	1,308,476.49	1,308,476.49	1,308,476.49	1,194,759.54
Interest transfer to Reserves	4,221.06	5,945.00	5,945.00	14,268.00	14,268.00	20,031.01
Transfer from Muni	75,760.00	75,760.00	75,760.00	181,819.00	181,819.00	179,838.99
Transfer to Muni	0.00	0.00	0.00	(252,948.00)	(252,948.00)	(86,153.05)
	<u>1,388,457.55</u>	<u>1,390,181.49</u>	<u>1,390,181.49</u>	<u>1,251,615.49</u>	<u>1,251,615.49</u>	<u>1,308,476.49</u>
<b>128 Vasse Newtown Landscape Maintenance (SAR) Reserve</b>						
Accumulated Reserves at Start of Year	636,364.43	636,364.43	636,364.43	636,364.43	636,364.43	575,151.53
Interest transfer to Reserves	2,120.16	2,890.00	2,890.00	6,936.00	6,936.00	9,845.01
Transfer from Muni	75,660.00	75,660.00	75,660.00	181,583.00	181,583.00	181,289.97
Transfer to Muni	0.00	0.00	0.00	(190,539.00)	(190,539.00)	(129,922.08)
	<u>714,144.59</u>	<u>714,914.43</u>	<u>714,914.43</u>	<u>634,344.43</u>	<u>634,344.43</u>	<u>636,364.43</u>
<b>138 Commonage Precinct Bushfire Facilities Reserve</b>						
Accumulated Reserves at Start of Year	58,172.53	58,172.53	58,172.53	58,172.53	58,172.53	57,260.53
Interest transfer to Reserves	(84.34)	265.00	265.00	636.00	636.00	912.00
Transfer from Muni	265.06	0.00	0.00	0.00	0.00	0.00
	<u>58,353.25</u>	<u>58,437.53</u>	<u>58,437.53</u>	<u>58,808.53</u>	<u>58,808.53</u>	<u>58,172.53</u>
<b>139 Commonage Community Facilities Dunsborough Lakes South Res</b>						
Accumulated Reserves at Start of Year	73,779.08	73,779.08	73,779.08	73,779.08	73,779.08	72,622.42
Interest transfer to Reserves	(106.97)	335.00	335.00	804.00	804.00	1,156.66
Transfer from Muni	336.16	0.00	0.00	0.00	0.00	0.00
	<u>74,008.27</u>	<u>74,114.08</u>	<u>74,114.08</u>	<u>74,583.08</u>	<u>74,583.08</u>	<u>73,779.08</u>
<b>140 Commonage Community Facilities South Biddle Precinct Reserve</b>						
Accumulated Reserves at Start of Year	899,694.77	899,694.77	899,694.77	899,694.77	899,694.77	886,172.58
Interest transfer to Reserves	(1,304.43)	4,085.00	4,085.00	9,804.00	9,804.00	13,522.19
Transfer from Muni	4,099.31	0.00	0.00	0.00	0.00	0.00
	<u>902,489.65</u>	<u>903,779.77</u>	<u>903,779.77</u>	<u>909,498.77</u>	<u>909,498.77</u>	<u>899,694.77</u>



City of BusseltonReserves Movement Report

For The Period Ending 30 November 2020

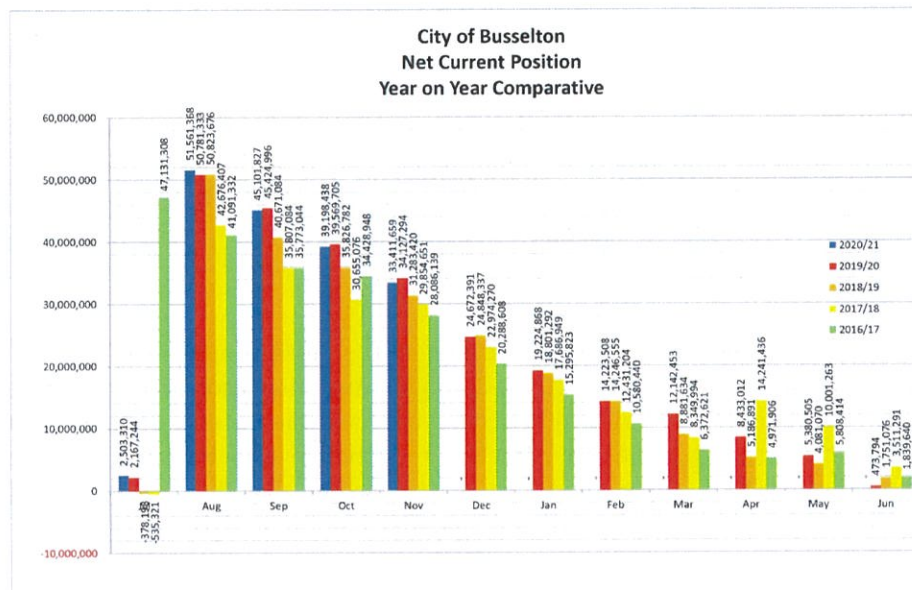
	2020/2021 Actual	2020/2021 Amended Budget YTD	2020/2021 Original Budget YTD	2020/2021 Amended Budget	2020/2021 Original Budget	2019/2020 Actual
	\$	\$	\$	\$	\$	\$
<b>321 Busselton Area Drainage and Waterways Improvement Reserve</b>						
Accumulated Reserves at Start of Year	475,582.52	475,582.52	475,582.52	475,582.52	475,582.52	546,471.37
Interest transfer to Reserves	(754.01)	2,160.00	2,160.00	5,184.00	5,184.00	8,450.99
Transfer from Muni	2,166.69	0.00	0.00	0.00	0.00	0.00
Transfer to Muni	0.00	0.00	0.00	(188,000.00)	(188,000.00)	(79,339.84)
	<u>476,995.20</u>	<u>477,742.52</u>	<u>477,742.52</u>	<u>292,766.52</u>	<u>292,766.52</u>	<u>475,582.52</u>
<b>102 Coastal and Climate Adaptation Reserve</b>						
Accumulated Reserves at Start of Year	2,157,591.81	2,157,591.81	2,157,591.81	2,157,591.81	2,157,591.81	2,845,578.60
Interest transfer to Reserves	6,202.50	9,800.00	9,800.00	23,520.00	23,520.00	46,381.06
Transfer from Muni	197,520.00	197,520.00	197,520.00	474,044.00	474,044.00	529,207.53
Transfer to Muni	0.00	0.00	0.00	(2,130,000.00)	(2,130,000.00)	(1,263,575.38)
	<u>2,361,314.31</u>	<u>2,364,911.81</u>	<u>2,364,911.81</u>	<u>525,155.81</u>	<u>525,155.81</u>	<u>2,157,591.81</u>
<b>144 Emergency Disaster Recovery Reserve</b>						
Accumulated Reserves at Start of Year	94,137.10	94,137.10	94,137.10	94,137.10	94,137.10	72,781.94
Interest transfer to Reserves	312.81	430.00	430.00	1,032.00	1,032.00	1,355.16
Transfer from Muni	8,335.00	8,335.00	8,335.00	20,000.00	20,000.00	20,000.00
	<u>102,784.91</u>	<u>102,902.10</u>	<u>102,902.10</u>	<u>115,169.10</u>	<u>115,169.10</u>	<u>94,137.10</u>
<b>145 Energy Sustainability Reserve</b>						
Accumulated Reserves at Start of Year	137,955.03	137,955.03	137,955.03	137,955.03	137,955.03	181,852.87
Interest transfer to Reserves	575.20	625.00	625.00	1,500.00	1,500.00	2,798.84
Transfer from Muni	42,815.00	42,815.00	42,815.00	102,750.00	102,750.00	130,000.00
Transfer to Muni	0.00	0.00	0.00	(103,000.00)	(103,000.00)	(176,696.68)
	<u>181,345.23</u>	<u>181,395.03</u>	<u>181,395.03</u>	<u>139,205.03</u>	<u>139,205.03</u>	<u>137,955.03</u>
<b>146 Cemetery Reserve</b>						
Accumulated Reserves at Start of Year	35,871.90	35,871.90	35,871.90	35,871.90	35,871.90	157,626.57
Interest transfer to Reserves	142.89	165.00	165.00	396.00	396.00	2,730.72
Transfer from Muni	60,820.00	60,820.00	60,820.00	145,950.00	145,950.00	104,314.16
Transfer to Muni	0.00	0.00	0.00	(120,000.00)	(120,000.00)	(228,799.55)
	<u>96,834.79</u>	<u>96,856.90</u>	<u>96,856.90</u>	<u>62,217.90</u>	<u>62,217.90</u>	<u>35,871.90</u>
<b>341 Public Art Reserve</b>						
Accumulated Reserves at Start of Year	87,051.39	87,051.39	87,051.39	87,051.39	87,051.39	86,198.07
Interest transfer to Reserves	(126.21)	395.00	395.00	948.00	948.00	853.32
Transfer from Muni	396.63	0.00	0.00	0.00	0.00	0.00
Transfer to Muni	0.00	0.00	0.00	(49,060.00)	(49,060.00)	0.00
	<u>87,321.81</u>	<u>87,446.39</u>	<u>87,446.39</u>	<u>38,939.39</u>	<u>38,939.39</u>	<u>87,051.39</u>
<b>121 Waste Management Facility and Plant Reserve</b>						
Accumulated Reserves at Start of Year	7,629,358.39	7,629,358.39	7,629,358.39	7,629,358.39	7,629,358.39	7,867,210.16
Interest transfer to Reserves	17,885.69	34,650.00	34,650.00	83,161.00	83,161.00	124,135.01
Transfer from Muni	425,470.00	425,470.00	425,470.00	1,056,131.00	1,056,131.00	881,561.42
Transfer to Muni	0.00	(36,000.00)	(36,000.00)	(2,540,500.00)	(2,540,500.00)	(1,243,548.20)
	<u>8,072,714.08</u>	<u>8,053,478.39</u>	<u>8,053,478.39</u>	<u>6,228,150.39</u>	<u>6,228,150.39</u>	<u>7,629,358.39</u>

City of BusseltonReserves Movement Report

For The Period Ending 30 November 2020

	2020/2021 Actual	2020/2021 Amended Budget YTD	2020/2021 Original Budget YTD	2020/2021 Amended Budget	2020/2021 Original Budget	2019/2020 Actual
	\$	\$	\$	\$	\$	\$
<b>120 Strategic Projects Reserve</b>						
Accumulated Reserves at Start of Year	295,560.51	295,560.51	295,560.51	295,560.51	295,560.51	257,162.94
Interest transfer to Reserves	979.05	7,660.00	7,660.00	18,386.00	18,386.00	4,340.77
Transfer from Muni	22,375.00	22,375.00	22,375.00	53,700.00	53,700.00	47,852.48
Transfer to Muni	0.00	0.00	0.00	(96,000.00)	(96,000.00)	(13,795.68)
	<u>318,914.56</u>	<u>325,595.51</u>	<u>325,595.51</u>	<u>271,646.51</u>	<u>271,646.51</u>	<u>295,560.51</u>
<b>129 Prepaid Grants and Deferred Works &amp; Services Reserve</b>						
Accumulated Reserves at Start of Year	1,391,422.00	1,391,422.00	1,391,422.00	1,391,422.00	1,391,422.00	1,232,906.00
Interest transfer to Reserves	544.04	0.00	0.00	0.00	0.00	0.00
Transfer from Muni	0.00	0.00	0.00	0.00	0.00	1,391,422.00
Transfer to Muni	(1,234,878.00)	(1,234,878.00)	(1,234,878.00)	(1,391,422.00)	(1,391,422.00)	(1,232,906.00)
	<u>157,088.04</u>	<u>156,544.00</u>	<u>156,544.00</u>	<u>0.00</u>	<u>0.00</u>	<u>1,391,422.00</u>





### 6.3 RETURN ON THE CITY'S INVESTED FUNDS IN A LOW INTEREST RATE ENVIRONMENT

<b>STRATEGIC GOAL</b>	4. ECONOMY Diverse, resilient, prosperous
<b>STRATEGIC OBJECTIVE</b>	4.1 An innovative and diversified economy that provides a variety of business and employment opportunities as well as consumer choice.
<b>SUBJECT INDEX</b>	Finance
<b>BUSINESS UNIT</b>	Finance and Corporate Services
<b>REPORTING OFFICER</b>	Finance Coordinator - Jeffrey Corker
<b>AUTHORISING OFFICER</b>	Director Finance and Corporate Services - Tony Nottle
<b>NATURE OF DECISION</b>	Noting: The item is simply for information purposes and noting
<b>VOTING REQUIREMENT</b>	Simple Majority
<b>ATTACHMENTS</b>	Nil

#### COMMITTEE DECISION AND OFFICER RECOMMENDATION

**F2101/004** Moved Councillor J Barrett-Lennard, seconded Councillor R Paine

**That the Committee note the report on interest on investments and acknowledge the potential impact on the 2020/21 budget.**

**CARRIED 5/0**

#### **EXECUTIVE SUMMARY**

The purpose of this report is to provide the Committee with information in relation to the Reserve Bank of Australia's reduction of interest rates in response to the COVID-19 pandemic, and the potential impact on the City's 2020/21 Budget.

#### **BACKGROUND**

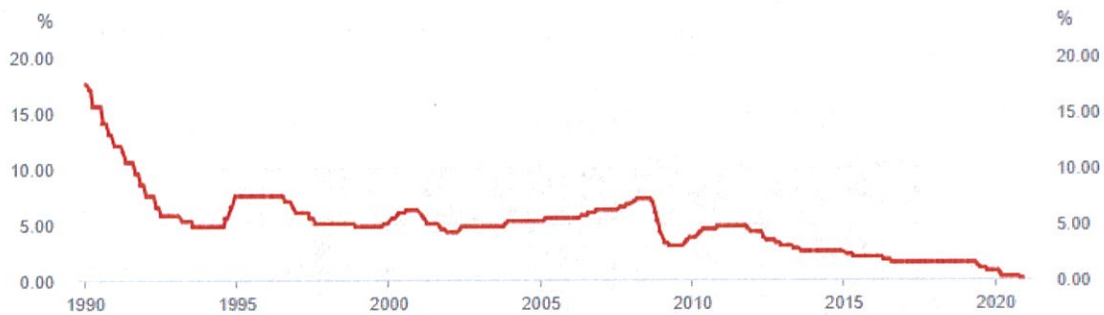
The projected income from investment interest included in the City's adopted 2020/21 Budget was set very conservatively due to the effects of COVID-19 on the Australian economic environment prior to June 2020. The economic climate has further deteriorated and the Reserve Bank of Australia has both lowered the official cash rate and actively forced a reduction in available rates on deposits over the coming years. This will have a negative effect on the income that the City will receive on its investments both in the current budget period, and potentially future periods.

The City's 2020/21 Budget was developed in the build up to the end of the 2019/20 financial year and was adopted by Council on 27 July 2020. During the first half of the 2020/21 financial year, the effects of COVID-19 continue to lead to a deterioration of the economic climate and the Reserve Bank of Australia (RBA) instigated several measures to support job creation and the recovery of the Australian economy from the COVID-19 pandemic through a reduction in interest rates payable on bank deposits.

#### **OFFICER COMMENT**

At its November Monetary Policy Meeting, the RBA reduced the target cash rate to a record low of 0.1%. As the following RBA chart shows, official rates have dropped from the high teens in the early 1990's to the current low of today.

Graph of the Cash Rate Target



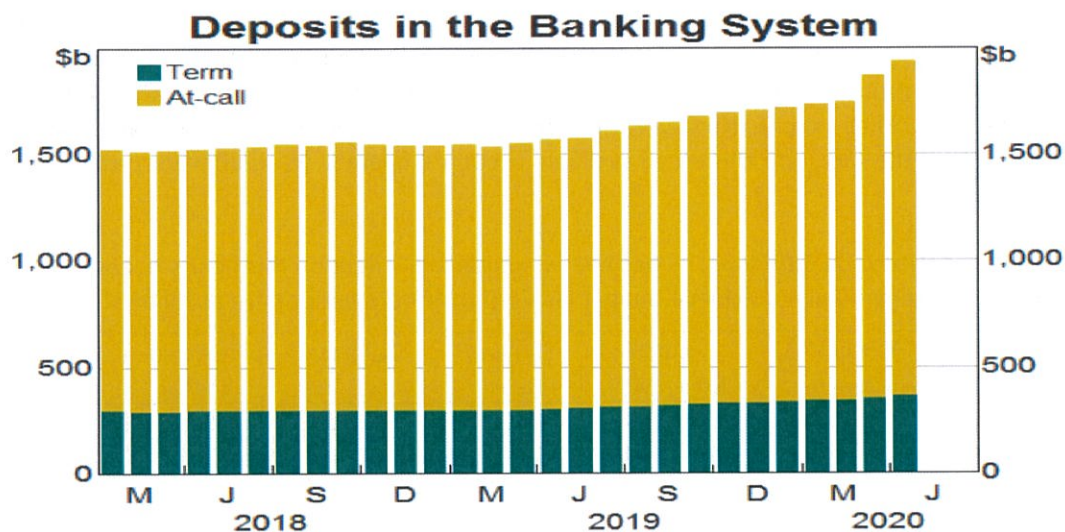
Source: RBA

In addition to reducing the cash rate, the RBA announced a wider package of measures to support job creation and the recovery of the Australia economy from the COVID-19 pandemic:

- a reduction in the target for the yield on the 3-year Australian Government bond to around 0.1 per cent – this drives the return on investments down;
- a reduction in the interest rate on new drawings under the Term Funding Facility to 0.1 per cent – provided cheap borrowing to the banks and adds liquidity to the market;
- a reduction in the interest rate on Exchange Settlement balances to zero – this will place further downward pressure on the return on funds and tries to encourage banks to lend rather than hold excess cash;
- the purchase of \$100 billion of government bonds of maturities of around 5 to 10 years over the next six months – puts downward pressure on rates and increases liquidity in the market.

The key impacts of the RBA's actions is the reduction in return on investment for a prolonged period, and an increase in liquidity in the market.

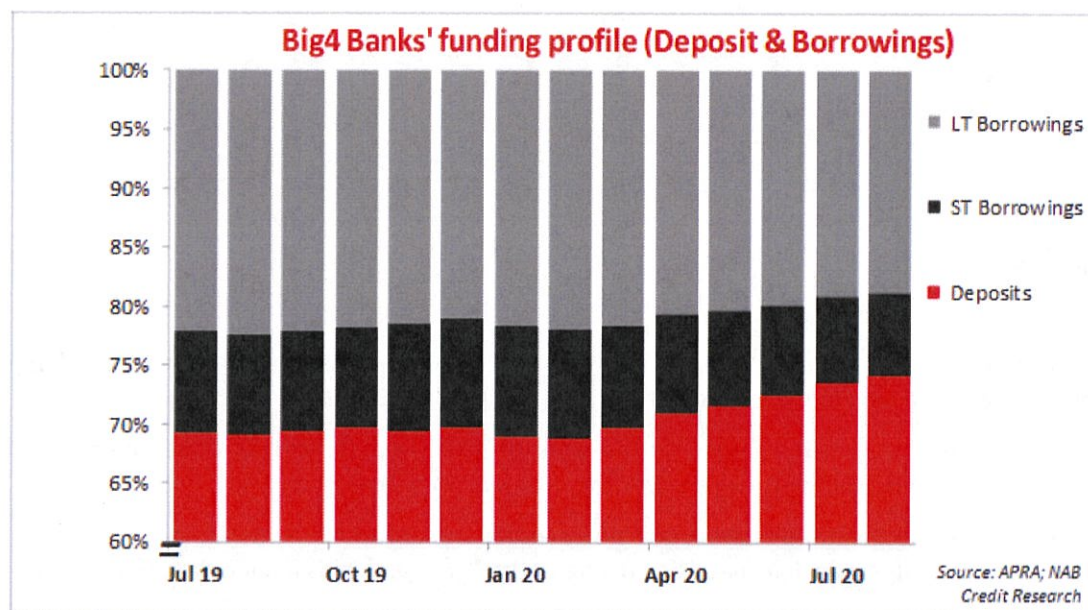
Another effect of the COVID-19 pandemic has been the volume of deposits held within the banking system has significantly increased. While the trend appears to have started during 2019, as the following graph (provided by NAB) shows, the level of deposit has significantly increased during 2020.



Sources: APRA; RBA



The funding profile, or where the banks source their funds, of the Australian Big 4 banks has continued to swing towards customer deposits. The following table (provided by NAB) shows that 74.1% of their funding (deposits and borrowings) is deposits, compared to 68%-69% pre-pandemic.



Accordingly, the banks have very strong cash backing. At the same time, consumer borrowing is low despite other Government stimulus measures. This means that the banks have no option but hold the funds. As they do not need to attract new deposits, the returns they are offering customers on deposits are very low.

The recent reduction in rates has had an immediate effect on the return Council can obtain on its current investments. Whereas, at 30 June 2020, the weighted average annual rate of return on the City's term deposit portfolio was 1.01%, during November and December, officers have been required to accept renewal rates as low as 0.2%.

In addition to lower term deposit rates, the return on the City's on-call accounts (cash deposits in cheque account type holdings) has fallen to zero, as it was based upon the official cash rate less 0.1%. It is important to note with regard to these accounts that it is acknowledged that a private person is likely able to obtain an at-call cash type account that is earning a higher rate than the City, even though the City's account may hold millions of dollars. The main reason for this is that the bank is willing to pay a premium for a house-hold deposit as they then hope to upsell other products to that account holder – products such as credit cards, mortgages, personal loans and insurance. All of these will earn the bank other income. However, the bank knows this is not the case with an institutional depositor such as the City, and therefore available accounts operate on a different basis and offer lower returns.

The reduction in return on City deposits has had an immediate effect on this year's financial position in that interest earnings will not achieve budget levels. Current projections are as follows:

	Budget YTD November	Actual November	Surplus / Deficit	Budgeted June '21	Projected June '21	Surplus / Deficit
Municipal Funds	\$39,000	\$51,387	\$12,387	\$90,250	\$75,315	-\$14,935
Reserve Funds	\$202,410	\$155,090	-\$47,320	\$562,684	\$403,453	-\$159,231

While original 2020/21 budget projections were conservative, end of year results will fall well short. As the RBA is driving down rates over a number of years, it is probable that returns will be low for the foreseeable future and accordingly the effect on the future budgets and long-term plans will need to be considered in due course.

Given interest rates are low throughout the industry, there are few options available to the City to try to increase interest income for the remainder of this financial year. The City's Investment Policy 218 responsibly requires deposits to be spread across a range of institutions depending upon their credit rating and the term. While this diversification reduces risk, it does mean that, on occasion, the most favourable return may not be able to be accepted. City officers monitor rates on a regular basis and all decisions to invest will be made in accordance with the Investment Policy 218 and with due regard to the rate of return. Investigations will be conducted into possible new accounts as opportunities arise.

### **Statutory Environment**

Section 6.14 of the *Local Government Act 1995* allows the City to invest funds under Part III of the *Trustees Act 1962*, and in accordance with the Regulations. Regulation 19C of the *Local Government (Financial Management) Regulations 1996* provides restrictions upon the type of investment the City may utilise.

### **Relevant Plans and Policies**

When considering the low return on Council funds, it is important to note that officers are bound by the City's Investment Policy that sets a strict framework under which all deposits can be made. The Policy sets limits on where funds can be held and on what terms based upon the credit rating of the institution. In turn, this Policy has been set by Council in accordance with the *Local Government Act 1995* and associated regulations.

### **Financial Implications**

There are no financial implications associated with the officer recommendation, however the reduced income referred to throughout this report should be noted. The estimated interest earnings will be addressed during the Budget Review that will be provided to the Committee in February / March.

The aforementioned Investment Policy and legislation limits Council to investing in term deposits in a limited list of institutions or certain Government Bonds. Although alternative deposits within this pool may be available, their risk profile or the administrative burden of sourcing very minor additional returns may outweigh the reward. Accordingly, there is limited opportunity for officers to source alternative investment options that will noticeably increase return. An environment of low interest rates will have a negative effect on the income that can be included in the City's Long Term Financial Plan and subsequent years' budgets.

### **Stakeholder Consultation**

No external stakeholder consultation was required or undertaken in relation to this matter.

### **Risk Assessment**

An assessment of the potential implications of implementing the officer recommendation has been undertaken using the City's risk management framework, with risks assessed taking into account any controls already in place. No risks of a medium or greater level have been identified.

### **Options**

The proposed recommendation is for the Committee to note this information only. Unless the Committee considers otherwise, no alternative recommendation is required.

**CONCLUSION**





The current low interest rate environment will reduce the City's income in both the current budget period and future years. The City's Investment Policy has been developed in accordance with both the requirements of the *Local Government Act 1995* and the associated Regulations. While staff will constantly monitor the investment market for opportunity to increase income, the Committee will need to note the lower income return.

**TIMELINE FOR IMPLEMENTATION OF OFFICER RECOMMENDATION**

No action is specifically required as a result of the officer recommendation.



#### 6.4 BUDGET AMENDMENT REQUEST / REVIEW - FINANCE & CORPORATE SERVICES - JANUARY 2021

<b>STRATEGIC GOAL</b>	6. LEADERSHIP Visionary, collaborative, accountable
<b>STRATEGIC OBJECTIVE</b>	6.1 Governance systems, process and practices are responsible, ethical and transparent.
<b>SUBJECT INDEX</b>	Budget Planning and Reporting
<b>BUSINESS UNIT</b>	Financial Services
<b>REPORTING OFFICER</b>	Manager Financial Services - Paul Sheridan
<b>AUTHORISING OFFICER</b>	Director Finance and Corporate Services - Tony Nottle
<b>NATURE OF DECISION</b>	Executive: Substantial direction setting, including adopting budgets, strategies, plans and policies (excluding local planning policies); funding, donations and sponsorships; reviewing committee recommendations
<b>VOTING REQUIREMENT</b>	Absolute Majority
<b>ATTACHMENTS</b>	Attachment A FCS - Budget Amendment Table - January 2021   Attachment B Consumables Stock Listing Nov 2020  

#### COMMITTEE RECOMMENDATION AND OFFICER RECOMMENDATION

**F2101/005** Moved Councillor K Hick, seconded Councillor R Paine

That the Council endorse:

1. The requested budget amendments outlined in this report, recognising identified consumables stock to the value of \$659,706.55.
2. The net budget amendment, as outlined within Attachment A and in accordance with section 6.8(1) of the *Local Government Act 1995*, results in a \$643,163.67 net positive impact on the 2020/21 annual operating budget and a nil impact on the budgeted net current position.

**CARRIED 5/0**

#### **EXECUTIVE SUMMARY**

This report seeks Council approval of budget amendments as detailed in this report. Adoption of the officer recommendation will result in a \$643,163.67 net positive impact to the City's budgeted operating result and nil impact on the net current position.

#### **BACKGROUND**

In accordance with section 6.8(1) of the *Local Government Act 1995*, a local government is not to incur expenditure from its Municipal fund for an additional purpose except where the expenditure:

- is incurred in a financial year before the adoption of the annual budget by the local government; and
- is authorised in advance by Council resolution - absolute majority required; or
- is authorised in advance by the Mayor in an emergency.

Approval is therefore sought for the budget adjustments detailed in the attachment for the reasons specified.

**OFFICER COMMENT**

Council adopted its 2020/2021 Municipal Budget on Monday 27 July 2020 with a balanced budget position. Since then, officers have identified areas within the budget that require reconsideration or adjustment. It is good management practice to revise the adopted budget when it's known that circumstances have changed. To ensure this is the case, budgets are reviewed on a monthly basis.

Amendments to the budget are categorised into the three key types as listed below:

1. **Adjustments impacting the budget balance or net position of the City; relatively uncommon type.**
2. **Adjustments with no impact on the budget balance; most common amendment type.**
3. **Adjustments to transfer budget between capital and operating undertakings; relatively uncommon type.**

Officers have reviewed the adopted budget as at YTD December 2020 and subsequently recommend alterations to the budget as tabled below.

1. **Adjustments impacting the Municipal Budget balance.**

Nil.

2. **Adjustments with no impact on the Municipal Budget balance.**

***Recognition of identified consumables stock on hand***

Subsequent to the finalisation of the year end audit and in preparation for the tri-annual Financial Management System Review (FMSR), to be performed by an external independent auditor in February, an internal review of the items contained in balance sheet was undertaken.

After discussion with various operational staff at the depot and a review of manually maintained spreadsheets and documentation, it became apparent that the consumables stock on hand was no longer of an immaterial nature.

Approximately six years ago, the practice of maintaining an accurate system-based register of consumables stock was abandoned. This was due to the minor, immaterial value of the stock left on hand after various works, plus the fact that adopted operational practice was to only purchase whatever materials were necessary in order to complete certain works. As such, the additional administrative burden of tracking the stock was deemed unnecessary.

Successive clean FMSR's attested to this treatment, as did successive end of financial year audits.

The subsequent discovery of significantly higher levels of consumables stock can be attributed to many successive years of high growth throughout the district, creating a sharp increase in operational requirements, coupled with an extensive, ongoing capital works program. Recently, over successive years, not all scheduled works were completed by year end, leaving a steadily increasing number of stockpiles of consumables.

The below list is an extract from the manually maintained stock spreadsheet at the City depot, obtained in November. A detailed stock listing showing quantities and unit costs supports each broad category and type. These stock listings are shown in Attachment B to this report.

Type	Value	Category
PPE	42,743.12	PPE
Chemical shed	34,101.47	Parks / Reserves
Yard	237,282.99	Roads
Waste Site - cement products	53,803.88	Roads
Soakway	10,498.80	Roads
Oil coolant grease	35,240.00	Plant
Workshop	18,881.18	Plant
Oil Filters	15,428.24	Plant
Air Filters	13,811.89	Plant
Store	33,710.93	50/50 Parks / Roads
Foreshore	49,552.65	50/50 Parks / Roads
Tyres	35,885.00	Plant
Keys padlocks	20,663.00	50/50 Parks / Roads
Plant Blades	9,232.49	Plant
Fire Tenders	7,763.38	Plant
Dunsborough Depot	41,107.53	50/50 Parks / Roads
	<b>659,706.55</b>	

At the point when the system-based register of stock was discontinued, it held stock to the value of \$16,542.88. This value has remained on the balance sheet and must be removed in order to be replaced with the above stocktake verified figure.

The resulting net impact on the operating result is therefore \$643,163.67. However, as this amount adds back into stock, it has a nil impact on the net current position and has nil impact on cash.

The City will be reinstating the system-based register of consumables to provide a more rigorous and up-to-date position of the City's stock control and net current position.

### **3. Transfers between capital and operating budget.**

Nil.

#### **Statutory Environment**

Section 6.8 of the *Local Government Act 1995* refers to expenditure from the Municipal fund that is not included in the annual budget. Any adjustments to a budget allocation must be made by an absolute majority decision of the Council. Additionally, where no budget allocation exists, expenditure is not to be incurred until such time as it is authorised in advance, by an absolute majority decision of the Council.

#### **Relevant Plans and Policies**

The proposed budget amendment is supported by the City's asset management plan, capital works program and long term financial plan.



**Financial Implications**

A summary of the financial implications of these recommendations is shown in the table below. Corresponding details required in order to process the accounting changes in the budget are contained within the table attachment to this report.

Reference Item #	Description	Net Increase in Revenue	Net Consumables Stock Brought to Account	Net Additional Expenditure	Net Impact on Operational Budget	Net Impact on Cash	Net Impact on Reserves
1	Recognition of consumables stock on hand.	643,163.67	643,163.67	-	643,163.67	-	-

**Stakeholder Consultation**

No external stakeholder consultation was required or undertaken in relation to this matter.

**Risk Assessment**

An assessment of the potential implications of implementing the officer recommendation has been undertaken using the City's risk management framework, with risks assessed taking into account any controls already in place. There are no risks identified of medium or greater level.

**Options**

The Council could decide not to go ahead with the proposed budget amendment request.

**CONCLUSION**

Council's approval is sought to amend the budget as per the details contained in this report.

**TIMELINE FOR IMPLEMENTATION OF OFFICER RECOMMENDATION**

Should the officer recommendation be endorsed, the associated budget amendment will be processed within a month of being approved.

[illegible]

PERSONAL PROTECTION EQUIPMENT					
DESCRIPTION	PART NO	COST UNIT	SUPPLIER	QUANT	VALUE ON HAND
2 SLTR JUG	8082181	\$20.90	BLACKWOOD	8	\$167.20
SLTR JUG	IKBSWCB	\$27.50	HEATLEYS		\$0.00
A2 FILTER	SUN136-00023-CU	\$26.40	LAWRENCE & HANSON		\$0.00
BACK SUPPORT	02271225-02271242-02271259	\$2.45	BLACKWOOD	2	\$104.90
BANDAIDS BOX				2	\$0.00
BARRIER CREAM 250ML	100010651	\$9.24	PRIME INDUSTRIAL	3	\$27.72
BURNAID SOG TUBE				3	\$0.00
BURNAID 25G TUBE				3	\$0.00
BUSHMAN 20% DEET				3	\$0.00
COLD PACK	06738161	\$8.24	BLACKWOOD	10	\$82.40
COVERALLS SAFEGUARD 76 WHITE XL	0845775	\$4.00	BLACKWOOD	4	\$16.00
DUBBIN	7243486	\$5.50	BLACKWOODS	108	\$594.00
EARMUFF HATBRIM	0776339	\$13.00	BLACKWOOD	7	\$91.00
EAR MUFF ATTACHMENTS MSA	CUPM4-33	\$9.5	STHL SHOP DUNS		\$0.00
EAR MUFF ATTACHMENTS THUNDER	MSA766244	\$42.00	L&H		\$0.00
EAR MUFF VIKING V3	1012530	\$21.84	HEATLEY		\$0.00
EAR PLUG BANDS - QB2	H W1010924	\$35.20	L&H	7	\$246.40
EAR PLUG PODS - QB2	100016798	\$7.57	PRIME IND	7	\$52.99
EAR PLUG H/MSX	00370838	\$2.75	BLACKWOODS		\$0.00
FIRST AID KIT HEAVY VEHICLE	H VMAX1	\$41.65	L & H	5	\$208.25
FIRST AID KIT PASSENGER	01118547	\$105.00	BLACKWOOD	2	\$210.00
FIRST AID KIT ACCIDENTAL	4474543	\$25.20	BLACKWOOD	3	\$75.60
FIRST AID SIGNS	19031	\$47.00	BLACKWOOD	1	\$47.00
FLY NET		\$4.00	ACCIDENTAL FIRST AID	2	\$8.00
GAITERS	04225136	\$1.88	BLACKWOOD	24	\$45.12
ALCOHOL WIPES (75%)	HCTRM	\$72.00	GREENWAY	0	\$0.00
GLOVE - DISPOSABLE NITRILE	56830	\$6.75	REPCO	46	\$310.50
GLOVES NEXUS FOAM X-SMALL(7)	GPAZBM/BL/BXL	\$22.00	LAWRENCE & HANSON	26	\$572.00
GLOVES NEXUS FOAM SMALL(8)	P&ABNNL7	\$3.93	LAWRENCE & HANSON	46	\$180.78
GLOVES NEXUS FOAM MED(9)	P40015-8	\$3.93	LAWRENCE & HANSON	135	\$530.55
GLOVES NEXUS FOAM LARGE(10)	P&AMDNPFHD-9	\$3.93	LAWRENCE & HANSON	180	\$707.40
GLOVES NEXUS FOAM X-LARGE(11)	P&AMDNPFHD-10	\$3.93	LAWRENCE & HANSON	188	\$738.84
GLOVES RIGGERS (WARRIOR)	P&AMDNPFHD-11	\$3.93	LAWRENCE & HANSON	123	\$522.69
GLOVES RIGGERS PRO BOSS L	CGL41BL/L	\$6.15	LAWRENCE & HANSON	77	\$473.55
GLOVES RIGGERS PRO BOSS M	CGL41BL/L	\$5.00	HEATLEYS	32	\$160.00
GLOVE GRN CHEMICAL	CGL41BL/M	\$5.00	HEATLEYS	53	\$265.00
GLOVE 450MM PVC DIP	P&ARNJ22	\$11.88	LAWRENCE & HANSON	22	\$261.36
GLOVES ANTI-VIBRATION	P&APVC45	\$3.14	LAWRENCE & HANSON	32	\$100.48
GOGGLES ULTRAVISION TRANSPARENT CLR PC	03512769/786/803	\$28.00	BLACKWOOD	27	\$756.00
	HRS4057-NY-BU	\$3.30	L&H		\$0.00



PERSONAL PROTECTION EQUIPMENT						
DESCRIPTION	PART NO	COST UNIT	SUPPLIER	QUANT	VALUE ON HAND	
GLOVE CLIP YELLOW		\$2.95	CONSULT DIRECT	8	\$23.60	
HAND CLEANER H10	H10-0.5	\$8.48	REFCO	11	\$93.28	
LIP BALM PROBLOC 50+	ALB4-50	\$5.25	L&H	0	\$0.00	
LIP BALM 15GRM SUNSENSE	AB10781BU	\$6.15	L&H	26	\$159.90	
LENS WIPES - UVEX CLEAR	SE-1003	\$154.00	L&H	3	\$462.00	
MOOV 120ML INSECT REPELLANT	A-B10054-BU	\$6.05	LAWRENCE & HANSON	5	\$30.25	
MOOV 100GM INSECT REPELLANT GEL	A-B10704-BU	\$7.05	LAWRENCE & HANSON	3	\$21.15	
NATURES BOTANICAL 50GM	NATURESBOT50	\$7.87	PENDREY	12	\$94.44	
OFF TROPICAL	0051616	\$7.66	BLACKWOOD	6	\$45.96	
N95 COVID 19 MASKS	01155137/154/171	\$5.44	BLACKWOOD	1898	\$10,325.12	
P2 MASK (BOX 20) BLACK/CHROME	04431805	\$9.14	BLACKWOOD	1	\$9.14	
P2 MASK (BOX 12) GREEN	P&APC822	\$82.50		4	\$330.00	
P2 MASK (BOX 12) BLUE				3		
PRO 2 FILTERS 2 PACK	P&APC531	\$22.00	L&H	4	\$88.00	
RESPIRATOR HALF MASK BOX	100019142	\$49.00	PRIME IND	3	\$147.00	
SAFETY HARNESS SHOULDER	4119 710-9001	\$159.00	BEACON EQUIP		\$0.00	
SAFETY HARNESS FULL	4147 710-9003	\$110.00	BEACON EQUIP	1	\$110.00	
SANITISING HAND SPRAY 500ML	UN1170 SHG500	\$11.25	CHOICECHEM	8	\$90.00	
SUN GLASSES POLARISED MACK	MKBD0UBLESMM000	\$82.30	TOTAL TOOLS	151	\$4,152.50	
SAFETY GLASSES CLEAR	(Box of 12) B011662301	\$8.20	L&H	199	\$1,631.80	
SAFETY GLASSES DAY/NIGHT	(Box of 12) 100041836	\$3.50	PRIME INDUSTRIAL	7	\$24.50	
SAFETY GLASSES SMOKE GREY 2.5	(Box of 12) EYR103RXOP-GY250-BU	\$11.00	L&H	4	\$44.00	
SHARPS CONTAINER 250 ML	BRA37820	\$3.20	L&H	22	\$70.40	
SHARPS CONTAINER 1.4	37822	\$10.43	HEATLEY	11	\$114.73	
SNAKE BITE KIT	AF5810	\$33.00	DISCOVER DEADLY	7	\$231.00	
SNAKE BITE BANDAGE	R0011/R323	\$8.00	ACCIDENTAL FIRST AID	20	\$160.00	
STINGGORE		\$23.59	L&H	3	\$70.77	
SUNSENSE SPORT 50+	Z2211098-BU	\$11.68	L&H	12	\$140.16	
SUNSCREEN - FGST0200	SPF50+ SIGNATURE	\$12.50	WEAREFEELGOOD	21	\$262.50	
SUNSCREEN - FGSEN200	SPF50+ SENSITIVE	\$14.00	WEAREFEELGOOD	20	\$280.00	
UVEX 9302-300 GOGGLE BLU	UVE9302-300	\$22.00	L&H		\$0.00	
UVEX 9301-363 GOGGLE	UVE9301-363	\$19.01	L&H		\$0.00	
UVEX 9301-385 F/MOUTH GOGGLE	527068	\$36.00	BLACKWOOD		\$0.00	
UVEX 9300-607F LENS GREY	UVE9300-607F	\$9.76	L&H		\$0.00	
UVEX 9302-615F LENS BLU	O3475895	\$9.68	BLACKWOOD		\$0.00	
UVEX 9301-393F FACE SHIELD	UVE9301-363	\$8.45	L&H		\$0.00	
WEATHER PROOF SPRAY	WBVWEATHERPROOF-BU	\$18.00	L&H	3	\$54.00	
ZINC - FG	SPF50+	\$15.00	WEAREFEELGOOD	9	\$135.00	

PERSONAL PROTECTION EQUIPMENT					
DESCRIPTION	PART NO	COST UNIT	SUPPLIER	QUANT	VALUE ON HAND
BASBALL CAP (COB LOGO)	4014	\$14.50	WORK CLOBBER		\$0.00
BASBALL CAP LEGION (COB LOGO)	4199	\$10.50	WORK CLOBBER	44	\$462.00
BEANIE (COB LOGO)	4243	\$10.75	HIP POCKET	33	\$354.75
GUM BOOT SIZE 10	01442423	\$29.16	BLACKWOODS	1	\$29.16
GUM BOOT SIZE 11	01442440	\$29.16	BLACKWOODS	0	\$0.00
GUM BOOT SIZE 12	01442457	\$29.16	BLACKWOODS	0	\$0.00
HAT NAVY WIDE BRIM (COB LOGO)	4247	\$14.55	WORK CLOBBER	6	\$87.30
HAT WHT WIDE BRIM (COB LOGO)	4247	\$18.00	WORK CLOBBER	26	\$468.00
HARD HAT BRIM WHITE	00324853	\$12.40	BLACKWOOD	5	\$62.00
HARD HAT BRIM ORANGE	07843909	\$9.60	BLACKWOOD	2	\$19.20
HARD HAT CHIN STRAPS	3977509	\$3.27	BLACKWOOD	1	\$3.27
HARD HATS	00856426	\$13.20	BLACKWOOD	17	\$224.40
HARD HAT LUMBERJACK 3M PELTOR KIT	02132930	\$79.60	BLACKWOOD	3	\$238.80
PPE BAG	RX05E112	\$47.20	HEATLEY	10	\$472.00
RAINSETS (HI VIZ)	WORCWPLRAINCOATS-BU	\$25.48	L&H	42	\$1,070.16
SNAKE BITE CHAPS	01130559	\$132.00	BLACKWOOD	1	\$132.00
OVERBOOTS	QVC	\$17.50	GREENAWAY ENT	3	\$52.50
TAMMIN WIDE BRIM	TAMMIN	\$35.00	WORK CLOBBER	13	\$455.00
STIHL CHAPS SMALL	95cm	\$275.00	GEOGRAPHE SAWS	1	\$275.00
STIHL CHAPS REGULAR	100cm	\$275.00	GEOGRAPHE SAWS	1	\$272.20
STIHL CHAPS TALL	105cm	\$275.00	GEOGRAPHE SAWS	1	\$275.00
					\$31,909.67
74L	TROUSER NAVY	\$31.20			\$0.00
77R	TROUSER NAVY	\$31.20			\$0.00
79L	TROUSER NAVY	\$31.20		3	\$93.60
82R	TROUSER NAVY	\$31.20			\$0.00
84L	TROUSER NAVY	\$31.20		7	\$218.40
87S	TROUSER NAVY	\$31.20		1	\$31.20
92S	TROUSER NAVY	\$31.20			\$0.00
94L	TROUSER NAVY	\$31.20			\$0.00
97R	TROUSER NAVY	\$31.20		4	\$124.80
97S	TROUSER NAVY	\$31.20		1	\$31.20
107S	TROUSER NAVY	\$31.20		3	\$93.60
112	TROUSER NAVY	\$31.20		1	\$31.20
122S	TROUSER NAVY	\$31.20			\$0.00

PERSONAL PROTECTION EQUIPMENT

DESCRIPTION		PART NO	COST UNIT	SUPPLIER	QUANT	VALUE ON HAND
ALL SIZES	FULL ZIP	FLEECE JUMPER	\$78.00	WORK CLOBBER	25	\$1,950.00
ALL SIZES	1/4 ZIP	FLEECE JUMPER	\$40.52	HIP POCKET	29	\$1,175.08
ALL SIZES		POLO SHIRT	\$25.60		1	\$25.60
S		COTTON SHIRT	\$28.00			\$0.00
M		COTTON SHIRT	\$28.00			\$0.00
L		COTTON SHIRT	\$28.00			\$0.00
XL		COTTON SHIRT	\$28.00			\$0.00
3XL		COTTON SHIRT	\$28.00			\$0.00
4XL		COTTON SHIRT	\$28.00		1	\$28.00
94L		COVERALL	\$45.90		2	\$91.80
S		RAINCOAT VEST	\$64.00			\$0.00
M		RAINCOAT VEST	\$64.00		2	\$128.00
L		RAINCOAT VEST	\$64.00		4	\$256.00
XL		RAINCOAT VEST	\$64.00		0	\$0.00
2XL		RAINCOAT VEST	\$64.00		2	\$128.00
3XL		RAINCOAT VEST	\$64.00			\$0.00
4XL		RAINCOAT VEST	\$64.00			\$0.00
5XL		RAINCOAT VEST	\$64.00			\$0.00
S		RAINCOAT JACKET	\$95.00			\$0.00
M		RAINCOAT JACKET	\$95.00			\$0.00
L		RAINCOAT JACKET	\$95.00			\$0.00
XL		RAINCOAT JACKET	\$95.00		7	\$665.00
2XL		RAINCOAT JACKET	\$95.00		6	\$570.00
3XL		RAINCOAT JACKET	\$95.00		2	\$190.00
4XL		RAINCOAT JACKET	\$95.00		5	\$475.00
S		SHIELD JACKET	\$112.86		0	\$0.00
M		SHIELD JACKET	\$112.86		2	\$225.72
L		SHIELD JACKET	\$112.86		5	\$564.30
S		VEST HK-KB132-FY/Na	\$49.97		3	\$149.91
M		VEST HK-KB132-FY/Na	\$49.97		3	\$149.91
L		VEST HK-KB132-FY/Na	\$49.97		5	\$249.85
XL		VEST HK-KB132-FY/Na	\$49.97		9	\$449.73
2XL		VEST HK-KB132-FY/Na	\$49.97		6	\$299.82
3XL		VEST HK-KB132-FY/Na	\$49.97		4	\$199.88
4XL		VEST HK-KB132-FY/Na	\$49.97		3	\$149.91
5XL		VEST HK-KB132-FY/Na	\$49.97		2	\$99.94



PERSONAL PROTECTION EQUIPMENT					
DESCRIPTION	PART NO	COST UNIT	SUPPLIER	QUANT	VALUE ON HAND
HI VIS VEST	WITH LOGO	\$15.00		49	\$735.00
MONGREL STEEL CAP BOOT		\$147.00		4	\$588.00
OLIVER STEEL CAP BOOT		\$170.00		1	\$170.00
PUFF JACKET	HYBRID	\$90.00			\$0.00
STEEL BLUE BUMP STOP		\$165.00		3	\$495.00
					\$10,833.45
TOTAL PPE VALUE:					\$42,743.12

**CHEMICAL SHED**

DESCRIPTION	CONTAINER	SUPPLIER	QUANT	COST UNIT	TOTAL COST
ALCOHOL SPRAY	15L	ADVANCED DRIVEWAY	6	\$ 132.00	\$ 792.00
3 IN ONE	20ltr	SUREKLEEN PRODUCTS	1	\$ 227.50	\$ 227.50
AGRI-FOS 600	20LTR	PENDREY	1	\$ 250.00	\$ 250.00
AXIOM PLUS SYSTEMIC FUNGICIDE	7.5kg	PENDREY	0.5	\$ 390.00	\$ 195.00
BARC BITUMEN & ASPHALT REMOVER	1000ltr	CHOICECHEM	0	\$ 5,600.00	\$ -
BIN BOMBS	4KG	BIN BOMB LTD	21	\$ 82.90	\$ 1,740.90
BLEACH	20ltr	STALEYS	191	\$ 35.20	\$ 6,723.20
BORACOL 200 RH FUNGACIDE	20ltr	TIMCARE	1.5	\$ 185.00	\$ 277.50
BORACOL 400 RH FUNGACIDE	20ltr	TIMCARE	1	\$ 285.00	\$ 285.00
CHEMTECH DETAIL	20ltr	BIN BOMB LTD	0	\$ 142.95	\$ -
CHEMTECH SHIELD PROTECTANT	20LTR	PRESTIGE PRODUCTS	0	\$ 191.26	\$ -
CHOICECHEM SAFE HANDS	500ML	CHOICECHEM	18	\$ 18.50	\$ 333.00
CN EMULSION	LTR	TIMCARE	30	\$ -	\$ -
DENSO MULTI PURPOSE PRIMER	4KG	TIMCARE	1	\$ 340.00	\$ 340.00

**CHEMICAL SHED**

DESCRIPTION	CONTAINER	SUPPLIER	QUANT	COST UNIT	TOTAL COST
DIGGERS METHYLATED SPIRITS	1LTR	BBP	0	\$ 7.00	\$ -
DIGGERS MINERAL TURPENTINE	1LTR	ORICA CHEMICALS	2.5	\$ 7.00	\$ 17.50
DIGGERS KEROSENE	1LTR	PENDREY	7	\$ 7.00	\$ 49.00
FUSILADE FORTE 128	20LTR	PENDREY	0.5	\$ 123.50	\$ 61.75
HAND SANITISER - SCOTTS	50ML		4125		\$ -
HAND SANITISER - SCOTTS	500ML		191	\$ 17.00	\$ 3,247.00
HP 2 STROKE OIL	5LTR	STIHL	0.5	\$ 110.00	\$ 55.00
INITIATOR *BAYER	3kg	PENDREY	1	\$ 579.00	\$ 579.00
JOLT HERBICIDE AMGRO	20LTR	PENDREY	0.25	\$ 231.00	\$ 57.75
LANOTEC TIMBER SEAL	20LTR	TIMCARE	0	\$ 181.50	\$ -
PHYTOCLEAN	20LTR	PENDREY	2	\$ 230.00	\$ 460.00
PRESICHEM POLESAVER RODS	100 pieces	TIMCARE	7	\$ 128.00	\$ 896.00
CHOICE SOIL WETT	20LTR	CHOICECHEM	20	\$ 121.00	\$ 2,420.00
PROFESSIONAL GRANULE ANT KILLER *SUNDEW	20LTR	BUSSELTON PEST	0	\$ 93.00	\$ -
QT50	200L		5	\$ 2,000.00	\$ 10,000.00



**CHEMICAL SHED**

DESCRIPTION	CONTAINER	SUPPLIER	QUANT	COST UNIT	TOTAL COST
RELECTION GLASS CLEANER	20ltr	PRESTIGE PRODUCTS	0.5	\$ 106.70	\$ 53.35
SEASOL COMMERCIAL STRENGTH	20LTR	PENDREY	12	\$ 130.35	\$ 1,564.20
SLASHER ORGANIC WEEDKILLER	4LTR	PENDREY	0	\$ 95.00	\$ -
ROUNDUP BIACTIVE	20ltr	PENDREY	1	\$ -	\$ -
TOTAL TURF SUPAGREEN	20LTR	STRATAGREEN	1	\$ 93.00	\$ 93.00
TW20 TRUCKWASH *SEPTONE	20LTR	BLACKWOOD	0	\$ 96.80	\$ -
WEEDMASTER DUO GLYPHOSATE NUFARM	5LTR	BUSS AGRICULTURE	56	\$ 54.55	\$ 3,054.80
WEEDMASTER DUO GLYPHOSATE NUFARM	20LTR	PENDREY	1	\$ 144.32	\$ 144.32
WASP FREEZE	410grm	BLACKWOOD	1	\$ 14.00	\$ 14.00
BLITZEM WASP KILLER	350GRM	BUNNINGS	9	\$ 12.70	\$ 114.30
WD 40 LUBE - TREBLEX	20LTR	BLACKWOOD	2	\$ 28.20	\$ 56.40
			TOTAL CHEM SHED:		\$ 34,101.47

YARD						
DESCRIPTION		SUPPLIER	QUANT	PART NO	COST UNIT	VALUE
STEEL FLEX GUIDE POST WHT	GUIDE POST	DELNORTH	244	SF 13 D2	\$33.71	\$8,225.24
STEEL FLEX GUIDE POST BLU	GUIDE POST	DELNORTH	439	SF 13B D2	\$31.53	\$13,841.67
STEEL FLEX GUIDE POST YELL	GUIDE POST	DELNORTH	30	SF 13YD2	\$32.53	\$975.90
JARRAH TREE STAKES	50X50X1800MM	PENDREY	100	50x50x1800	\$6.17	\$617.00
JARRAH TREE STAKES	50X50X2100MM	GREENWAY	300	JTS50502100	\$5.67	\$1,701.00
BIO-TEK COIR MESH MATT	2MX25M 700GSM	GREENWAY	0	H2M700	\$110.00	\$0.00
WHEEL STOP (3x spikes)	C3067/C0027X60	REPEAT PLASTIC	37	WS165 GREY	\$59.40	\$2,197.80
ROOT DIRECTOR	1050MM SQ	GREENWAY	0	RD1050	\$279.31	\$0.00
ROOT DIRECTOR	300X30M	GREENWAY	0	RER300	\$213.00	\$0.00
STAR PICKETS GALV		DCW ENTREPRISES	0	YPG180	\$6.05	\$0.00
PERMAPOLE BOLLARD 150 1.5 DOME		BUSSELTON AG SERVICES	188	PERMA 1.5 RR6B	\$21.45	\$4,032.60
PERMAPOLE BOLLARD 130 1.2 DOME		PENDREY	30		\$14.39	\$431.70
BOLLARD 90MM MRD STICKERED		IMAGE BOLLARD	0	BSL90MM	\$354.20	\$0.00
T TOP FLUORO BOLLARD			470		\$18.00	\$8,460.00
240 ltr BINS		DAVID GREY	39		\$70.15	\$2,735.85
240 ltr BINS CITY LOGO		DAVID GREY	0		\$70.15	\$0.00
120 ltr BINS		DAVID GREY	20		\$60.44	\$1,208.80
HINGE PINS		DAVID GREY	554		\$0.75	\$415.50
BIN WHEELS		DAVID GREY	58		\$7.70	\$446.60
BIN LIDS 240L RED	85256	DAVID GREY	40		\$13.20	\$528.00
BIN LIDS 240LYELLOW	85254	DAVID GREY	0		\$13.20	\$0.00
BIN LIDS 120L		DAVID GREY	21		\$14.30	\$300.30
BIN AXEL 120L		DAVID GREY	62		\$7.70	\$477.40
BIN AXLE 240L		DAVID GREY	42		\$7.70	\$323.40
SAND BAGS HESSIAN	33" x 14"	COLQUHOUNS	0		\$0.55	\$0.00
SAND BAGS 80STD	C2501	GEOFABRIC	0	2152RX8	\$47.88	\$0.00
SAND BAGS SINGLE	C2501	GEOFABRIC	200	2152RX8RP(EROCK 75)	\$88.53	\$17,706.00
SAND BAGS DOUBLE	C2501	GEOFABRIC	59	2152RP	\$119.13	\$7,028.67
SURVEY STAKES 750mm (Pack 50)	M9996	SUSSEX IND	550	A750P	\$0.80	\$440.00
SURVEY STAKES 1200mm(Pack 25)	M9996	JR & A HERSEY	1100	JSP25X251.2	\$1.17	\$1,287.00

YARD						
DESCRIPTION		SUPPLIER	QUANT	PART NO	COST UNIT	VALUE
BESSER BLOCKS	FULL	15.01	0	KD POWER	\$2.55	\$0.00
BESSER BLOCKS	HALF	15.03	0	KD POWER	\$1.25	\$0.00
BOOM GATES 4MTRE	10931	PENDREY	0	BOOM GATES	\$420.75	\$0.00
BOOM GATES 3.5 MTRE	10931	PENDREY	0	BOOM GATES	\$346.50	\$0.00
BOOM GATES 6 MTRE	10932	PENDREY	0	BOOM GATES	\$347.50	\$0.00
SCREW TOP BOLLARDS	5415005134983021	WOODLANDS	0	1200 x 150mm	\$47.24	\$0.00
STOOLS			16			
JARRAH MOD WOOD	510C10107624000	M&B SALES	0	137 X 32 3.4M	\$65.93	\$0.00
NORFOLK-FUEGO BIN SURROUND	R1000	LANDMARK	0		\$1,368.40	\$0.00
NORFOLK-DEEP OCEAN BIN SURROUND	E015580	EXTERIA	0		\$1,749.60	\$0.00
ECOPOD (STOOL 30KG)	545 C3007	REPEAT PLASTIC	0	ECOPOD 400MM	\$291.00	\$0.00
ELCOMAX 600R	510C2501	GEOFABRIC	0	4MX50M	\$3.25	\$0.00
A64 (3 ROLLS)	510C2501	GEOFABRIC	0	6MX75M	\$3.25	\$0.00
COIR MESH MATTING	421-10850	GREENWAY	4	H2M65	\$93.50	\$374.00
TOORAK SPIGOT ADAPTORS	M9996	AD COOTE	30	E019127	\$93.70	\$2,811.00
WHEEL STOPS (WHITE)	C1001	SAFER ROADS	28	E021840	\$121.00	\$3,388.00
ACO K300 DRAIN	M0257	GALVINS	7	E018136	\$0.00	\$3,341.80
SPIRAL BIKE RACK	C3222	LANDMARK		E022625		\$3,993.00
PARKERVILLE LIGHTS	541 C1024	SCHREUDER		E022487		\$20,625.00
OUT DOOR SHOWER DRINK FOUNTAIN	C3222	CIVIQ		E022626		\$9,566.70
BBQS	C3222	DA CHRISTIE		E022622		\$12,776.50
BOLLARDS	F0019	IMAGE BOLLARDS		E022645		\$4,269.10
HOTEL LIGHTING	120C0053	SYLVANIA		E022310		\$53,431.36
BIKE REPAIR STATION	C1760	LEDA		E022666		\$1,435.10
GABION CAGE	545C1024/	GLOBAL SYNTHETIC		E020009		\$4,115.00



YARD						
DESCRIPTION		SUPPLIER	QUANT	PART NO	COST UNIT	VALUE
40MM AQUATEC ROPE			1	JUSTIN SMITH		\$1,200.00
ARBOR GREEN	541 C1025	STRATA CELL SC250-30	754	E009690	1	\$7,371.00
PUBLIC T/PORT AUTHORITY	541 W0136	BUS SHELTERS	2	E016665	1	\$8,085.00
TACTILE INDICATOR		TACTILE TILES	190	E020670	1	\$2,350.00
FRP GRATING (JETTY MATTING )	545C9005	MATTING		E021606	10	\$2,311.20
FORPARK	545C3006	PLAY EQUIPMENT	1	E020399	1	\$8,943.00
REPEAT PLASTICS	545C3007	KIMBERLEY SEATS	8	E022243	8	\$4,243.80
CUBIC SOLUTIONS	541 S0067	STORM TECH	10	E018049	10	\$2,869.00
COMMON BRICK RED		KD POWER	4	E020631		\$1,287.00
PLAYGROUND EQUIPMENT		FORPARK	1	E020383	1	\$5,116.00

\$237,282.99

BUSSELTON WASTE SITE -CEMENT PRODUCTS

1200 X 1200 X 150 GRATE		0	\$ 464.20	\$	-
2050 X 150 GRATED COVER		0	\$ 518.10	\$	-
CULVERT 600 X 600		8	\$ 393.00	\$	3,144.00
CULVERT BASE 1220 X 1200		0	\$ 393.00	\$	-
CULVERT 1200 X 600		4	\$ 393.00	\$	1,572.00
CULVERT 1200 X 1200		5	\$ 581.00	\$	2,905.00
CULVERT 1200 X900X1200		2	\$ 523.00	\$	1,046.00
HEADWALL TWIN 375	5029541	14	\$ 663.00	\$	9,282.00
HEADWALL 300		0	\$ 325.00	\$	-
HEADWALL 375		0	\$ 325.00	\$	-

YARD					
DESCRIPTION	SUPPLIER	QUANT	PART NO	COST UNIT	VALUE
HEADWALL 450		0		\$ 325.00 \$	-
HEADWALL 750		3		\$ 325.00 \$	975.00
HEADWALL 900		0		\$ 325.00 \$	-
HEADWALL 600		4		\$ 325.00 \$	1,300.00
PIPES 375		16		\$ 150.30 \$	2,404.80
PIPES 600		3		\$ 399.00 \$	1,197.00
PIPES 700		2		\$ 399.00 \$	798.00
PIPES 750		2		\$ 493.00 \$	986.00
PIPES 450		10		\$ 191.00 \$	1,910.00
PIPES 900		1		\$ 280.28 \$	280.28
PIPES 1050		7		\$ 450.00 \$	3,150.00
PIPES 300		61		\$ 132.00 \$	8,052.00
PIPES 675		7		\$ 399.00 \$	2,793.00
TANK 2100 F2	HUMES	3			
1500 SOAKWELL		0		\$ 232.00 \$	-
900 X 1.2M SOAKWELL		2		\$ 174.90 \$	349.80
900 X 900 SOAKWELL		9			
1200 X 1200 SOAKWELL		3			
1800H X 1200 SOAKWELL		2			
2050 SOAKWELL		0		\$ - \$	-
1092 SOAKWELL		0		\$ - \$	-
1200 X 150	5026338	0		\$ 115.50 \$	-
WELL LINER 1092 .91M		0		\$ 279.62 \$	-
PIT LINER 1200H X 900		1			
PIT LINER 1500H X 500		1			
UNIVERSAL SIDE ENTRY STD		4		\$ 143.00 \$	572.00
UNIVERSAL SIDE ENTRY LID STD		4		\$ 209.00 \$	836.00
UNI COMBINED D/SLB SUIT 1090/1200 LNR		0		\$ 264.00 \$	-
	5026364	0		\$ - \$	-
COVER 1050 X 1050	5026185	0		\$ - \$	-
COVER 1050 X 1050 150	5026380	0		\$ - \$	-
COVER WITH INSERT 2400 X 150		6			
STORMWATER LID 1050		2			
STORMWATER LID 1200		1			

YARD					
DESCRIPTION	SUPPLIER	QUANT	PART NO	COST UNIT	VALUE
STORMWATER LID 1200 R25		3			
COVER 1200 X 1200 MJB R100		2		\$ 365.00	\$ 730.00
1300 RAISED LID	GALVIN	0		\$ 270.00	\$ -
JP ROUND 1400 + LID		2		\$ -	\$ -
JP SQR 1400 + LID		1		\$ 500.00	\$ 500.00
1200 1200 X R200		0		\$ 535.00	\$ -
1350 X 150 BASE		6		\$ 112.00	\$ 672.00
1200 LID		4			
1200 RAISED LID		0		\$ 401.50	\$ -
1200 X1200 R25		18		\$ 365.00	\$ 6,570.00
1200 X 1400 LID		8			
1800 X 1800 R175 LID		1			
1400 X 1400 R25		1		\$ 560.00	\$ 560.00
900 X 1050H WELL LINER		0		\$ 176.00	\$ -
900 X 1200H WELL LINER		0		\$ 176.00	\$ -
1200 ROUND BASE		0		\$ 120.00	\$ -
1500 ROUND BASE		17			
2050 X 150H BASE		2			
SIDE ENTRY PIT LID		4		\$ 231.00	\$ 924.00
		0		\$	\$ -
RC3002 300 PIPES		0	E020630	\$ 84.00	\$ -
RC3752 375 PIPES		0	E020630	\$ 113.00	\$ -
L10500900 1050MM SPUN LINER X 900MM HIGH		0	E020630	\$ 246.00	\$ -
B1350150R 1350MM RND BASE X 1500MM		0	E020630	\$ 112.00	\$ -
GC1200R025 1200MM SQ RAISED 25 WAVE GRATE 750X550X150		0	E020630	\$ 365.00	\$ -
JP INSERT 750MM ROUND		0	E020630	\$ 40.00	\$ -
L10500100 1050 SPACER RING 100MM		0	E020630	\$ 54.00	\$ -
L10500150 1050 SPACER RING 150MM		5	E020630	\$ 59.00	\$ 295.00
		0		\$	\$ -
530MM FULLY CLOSED GATE		1		\$	\$ -
				\$	\$ -
				\$	\$ 53,803.88



YARD						
DESCRIPTION		SUPPLIER	QUANT	PART NO	COST UNIT	VALUE
DURA BASE MATS	S10 C1505	JWA OILFIELD SUPPLIES			\$3,575.00	\$0.00
STORMTECH SC310 SOAKWAY	D0010	CUBIC SOLUTIONS	13	SC310	\$467.60	\$6,078.80
STORMTECH SC740 SOAKWAY	D0010	CUBIC SOLUTIONS	10	SC740	\$442.00	\$4,420.00
LOCKJOINT -100MM		LOCK JOINT AUSTRALIA		LOCKJOINT -100MM	\$5.72	\$0.00
						\$10,498.80

OIL-COOLANT-GREASE			
DESCRIPTION	UNIT COST	QUANTITY	TOTAL VALUE
BRAKE CLEAN	\$2.00	30	\$60.00
BRIGGS & STRATTON SAE30 45STROKE	\$8.90	180	\$1,602.00
CALTEX EXTENDED LIFE PREMIX	\$4.23	205	\$867.15
CALTEX SUPER GT-F 5W-30	\$7.74	10	\$77.40
CALTEX SYNTHETIC AUTO TRANS	\$8.00	30	\$240.00
CALTEX ULTRA V 5W-30	\$10.36	15	\$155.40
CHAIN BAR OIL	\$4.50	100	\$450.00
CUMMINS PGXL COOLANT	\$8.00	200	\$1,600.00
DELO GL5 80W/90	\$5.40	200	\$1,080.00
DELO 400 LE 15/40	\$4.66	1275	\$5,941.50
DELO GL5 85W/140	\$5.50	20	\$110.00
DOT 4 BRAKE FLUID	\$11.13	5	\$55.65
HAVOLINE C3 5-30W	\$7.15	220	\$1,573.00
HAVOLINE PREMIUM PLUS 10/30	\$4.81	180	\$865.80
HP ULTRA 2 STROKE (5LTR)	\$120.00	2	\$240.00
ISUZU COOLANT	\$7.80	200	\$1,560.00
LIPLEX EP2 BULK GREASE (PER KG)	\$7.90	250	\$1,975.00
LSD140	\$8.50	30	\$255.00
LSD90	\$7.60	10	\$76.00
RANDO HD 46	\$3.56	1100	\$3,916.00
RANDO HDZ 46	\$4.64	40	\$185.60
RANDO MV 68	\$4.35	40	\$174.00
SCANIA COOLANT	\$9.00	30	\$270.00
TEKAMATIC 1888	\$5.70	60	\$342.00
TEXTRAN TDH PREMIUM	\$4.85	220	\$1,067.00
TORO FLUID 414	\$4.11	20	\$82.20
TORQFORCE 30	\$3.99	600	\$2,394.00
TORQFORCE 50	\$3.35	1250	\$4,187.50
TRANSYND ALLISON TRANSMISSION OIL	\$15.76	205	\$3,230.80
VALVOLINE VALTAC 220	\$6.00	5	\$30.00
VOLVO AUTO TRANS AT102 FLUID	\$9.80	40	\$392.00
VOLVO VCS COOLANT	\$9.25	20	\$185.00
			<b>\$35,240.00</b>

WORKSHOP, OIL & AIR FILTERS						
PART	DESCRIPTION	BRAND	SUPPLIER	UNIT COST	QUANT	TOTAL VALUE
4553	DOOR CONTACT SWITCH	HELLA	AUTO ONE	\$ 14.03	3	\$ 42.09
4831920	HALOGEN GLOBES			\$ 5	5	\$ -
48350	H1 12 VOLT 100 WATT	NARVA	AUTO ONE	\$ 10.00	2	\$ 20.00
48702	H1 24 VOLT 70 WATT	NARVA	AUTO ONE	\$ 10.95	3	\$ 32.85
48321	H3 12 VOLT 55 WATT	NARVA	AUTO ONE	\$ 4.72	10	\$ 47.20
48700	H3 24VOLT 70 WATT	NARVA	AUTO ONE	\$ 9.62	1	\$ 9.62
48881	H4 12 VOLT 60/55 WATT	NARVA	AUTO ONE	\$ 12.00	4	\$ 48.00
48892	H4 24 VOLT 75/70 WATT	NARVA	AUTO ONE	\$ 10.95	4	\$ 43.80
48328	H7 12 VOLT 55 WATT	NARVA	AUTO ONE	\$ 11.20	6	\$ 67.20
6304-2R51	BEARING			\$ 5.25	6	\$ 31.50
82032BL	7 PIN SMALL METAL SOCKET ROUND	NARVA	AUTO ONE	\$ 12.95	2	\$ 25.90
82062BL	7 PIN LARGE SOCKET - METAL	NARVA	AUTO ONE	\$ 11.00	2	\$ 22.00
82131BL	7 PIN ROUND PLUG - METAL	NARVA	AUTO ONE	\$ 11.24	1	\$ 11.24
82161BL	7 PIN LARGE PLUG - METAL	NARVA	AUTO ONE	\$ 12.34	3	\$ 37.02
82230BL	SMALL & LARGE ROUND PLUG HOLDER	NARVA	AUTO ONE	\$ 8.95	3	\$ 26.85
11609GF20	BUSHES				3	\$ -
119-619GF20 (BLM577)	BEARING				6	\$ -
54405BL	HOLDER INLINE WEATHERPROOF CAP	NARVA	AUTO ONE	\$ 4.46	1	\$ 4.46
BCPR5ES	NGK SPARK PLUGS		REPCO	\$ 4.67	14	\$ 65.38
BDS5000-0404-01	HYDRAULIC SWIVEL JOINT 90DEG		BUCHER	\$ 48.70	2	\$ 97.40
BKR5E-011	NGK SPARK PLUGS		REPCO	\$ 4.21	11	\$ 46.31
BL-M-3004	BUSH (SUISLS-H-0002)		BUCHER	\$ 28.03	24	\$ 672.72
BL-M-3006	BUSH GRAB ARM		BUCHER	\$ 11.90		\$ -
BL-M-3008	SLIDE ROLLER WEAR PAD		BUCHER	\$ 48.68	11	\$ 535.48
BL-M-3009	WEAR PAD		BUCHER	\$ 85.20	2	\$ 170.40
BL-M-3011	BELT ASSY ROTAGRAB MK5		BUCHER	\$ 180.00	4	\$ 720.00
BL-M-3023	RUBBER BUFFER		BUCHER	\$ 66.07	3	\$ 198.21
BL-M-3022	BUSH		BUCHER	\$ 22.90	5	\$ 114.50
BL-M-3018	ARM CONNECTOR ASSEMBLY		BUCHER	\$ 325.00		\$ -
BL-M-3051	BUFFER SLIDE STOP		BUCHER	\$ 79.57	3	\$ 238.71
BL-M-3054	ROLLER		BUCHER	\$ 73.02	4	\$ 292.08
BL-M-3265	SPRING GRAB ARM		BUCHER	\$ 77.00	0	\$ -



WORKSHOP, OIL & AIR FILTERS						
PART	DESCRIPTION	BRAND	SUPPLIER	UNIT COST	QUANT	TOTAL VALUE
BL-M-3264	HELPER SPRING		BUCHER	\$ 64.00	6	\$ 384.00
BL-M-3587	MAIN ARM GRAB CASTING MKS		BUCHER	\$ 183.32	1	\$ 183.32
BM-H-0020	ELEMENT OR PRESSURE FILTER??		BUCHER	\$ 45.00	2	\$ 90.00
BM6A	NGK SPARK PLUGS			\$ 4.22	13	\$ 54.86
BP28HS-15	NGK SPARK PLUGS		COVS	\$ 21.00	3	\$ 63.00
BP5ES	NGK SPARK PLUGS		REPCO	\$ 2.83	4	\$ 11.32
BP6ES	NGK SPARK PLUGS		REPCO	\$ 4.12	7	\$ 28.84
BP6HS	NGK SPARK PLUGS		REPCO	\$ 3.85	12	\$ 46.20
BPMR6A	NGK SPARK PLUGS		REPCO	\$ 3.37	10	\$ 33.70
BPMR7A	NGK SPARK PLUGS		COVS	\$ 2.43	6	\$ 14.58
CR5HSB	NGK SPARK PLUGS		REPCO	\$ 3.00	11	\$ 33.00
CMR5H	NGK SPARK PLUGS		COVS	\$ 5.61	1	\$ 5.61
D303403MK3	JOYSTICK REPAIR KIT		BUCHER	\$ 373.00	2	\$ 746.00
GE30ES 2RS	BEARING 30MM			\$ 9.10	11	\$ 100.10
IM18-050PP-2C1	SMALL ULTRASONIC SENSOR		Bucher	\$ 56.95	4	\$ 227.80
IN-ITACCOHOSEKIT	SILICON HOSE KIT A/C		BUNBURY TRUCKS	\$ 222.36	2	\$ 444.72
IN 1675751C1	GUAGE TEMP SENSOR		BUNBURY TRUCKS	\$ 92.97	3	\$ 278.91
IN-500368694	COMP FRONT HINGE		BUNBURY TRUCKS	\$ 62.00	4	\$ 248.00
IN-505027C1	ACCO AIR SWITCH			\$ 27.94	1	\$ 27.94
IN-97387141	RADIATOR CAP FILLER 15PSI		BUNBURY TRUCKS	\$ 19.17	1	\$ 19.17
IN-97388165	TEMP SENSOR 80-100		BUNBURY TRUCKS	\$ 376.43	2	\$ 752.86
IN-SKF 1613	ISUZU HUB CAP		BUNBURY TRUCKS	\$ 330.90	2	\$ 661.80
IN-WH286171	VALVE E6 FOOT VALVE		BUNBURY TRUCKS	\$ 128.90	1	\$ 128.90
IN-2CU 3976831	TENSIONER BELT		BUNBURY TRUCKS	\$ 339.66	1	\$ 339.66
NG-29543434	SPEED SENSOR RETARD		BUNBURY TRUCKS	\$ 610.12	1	\$ 610.12
NG-29558118	ALLISON FILTER KIT		BUNBURY TRUCKS	\$ 84.00	2	\$ 168.00
NG-5801740205	BRAKE SWITCH			\$ 25.37	1	\$ 25.37
P310765/MG	JOYSTICK BOOT			\$ 26.18	5	\$ 130.90
P4986	JOCKEY WHEEL HANDLE OR TRAILER 3/4 MASTER CYLINDER CAP?		AUTO ONE	\$ 5.32	1	\$ 5.32
SLO4-S006PP	ROLLER BEARING		BUCHER	\$ 42.66	2	\$ 85.32
S14-E-1002	ULTRA SONIC SENSOR		BUCHER	\$ 363.45	3	\$ 1,090.35
S14-H-0080	HYDRAULIC OIL GUAGE with LOW OIL SWITCH		BUCHER	\$ 215.34	1	\$ 215.34
S14-H-0090-4	SWITCH FILTER CLOG VISUAL INDICATOR		BUCHER	\$ 186.96	5	\$ 934.80
S14-M-0028	TOP & SIDE ROLLERS		BUCHER	\$ 67.54	3	\$ 202.62
S15-H-1033	ACTUATOR BARRELL		BUCHER	\$ 133.77	2	\$ 267.54
S15-E-0025	LADDER SAFETY SWITCH		BUCHER	\$ 336.99	2	\$ 673.98
S15-E-0048	SLIDE WARNING LIGHT		BUCHER	\$ 36.12	3	\$ 108.36

WORKSHOP, OIL & AIR FILTERS						
PART	DESCRIPTION	BRAND	SUPPLIER	UNIT COST	QUANT	TOTAL VALUE
SLS-E-0303	JOYSTICK		BUCHER	\$ 759.64	1	\$ 759.64
SLS-E-0308	ROTARY SENSOR HALL EFFECT SEALED		BUCHER	\$ 341.00	3	\$ 1,023.00
SLS-1-3050	SIDELoader REBUILD KIT		BUCHER	\$ 674.30	1	\$ 674.30
SL-M-104	TAILGATE SEAL REAR DOOR		BUCHER	\$ 112.46	1	\$ 112.46
SL-SM-247	CYLREPHASING GRAB (LH3.8 X 89) STROKE		BUCHER	\$ 760.39	1	\$ 760.39
SL-SM-248	CYLREPHASING GRAB (42.6 X 89) STROKE		BUCHER	\$ 747.08	1	\$ 747.08
TB-0542-KIT	GRAB KIT		BUCHER	\$ 672.10	1	\$ 672.10
TYW3E-GDL10	RETURN FILTER		BUCHER	\$ 81.40	2	\$ 162.80
XL-M-5500	SPRING ARM GRAB MKS		BUCHER	\$ 80.20	2	\$ 160.40
XL-M-5501	SUPPORT SPRING GRAB MKS		BUCHER	\$ 66.80	2	\$ 133.60
	12V RELAYS			\$ 7.50	1	\$ 7.50
	EDGER GUARD			\$ 110.00	1	\$ 110.00
24 X 13	MUD FLAPS 610MMX330MM			\$ 24.95	3	\$ 74.85
						\$ 18,461.35
			SUPPLIER	COST	QUANT	
164-4599	BELTS		WESTRAC	21.14	1	\$ 21.14
185-1911 (cs56b)	BELTS		WESTRAC	78.89	1	\$ 78.89
288-4641 (924h)	BELTS		WESTRAC	79.54	1	\$ 79.54
348-7884 (120m)	BELTS		WESTRAC	70.29	1	\$ 70.29
348-7886 (12m)	BELTS		WESTRAC	95.82	1	\$ 95.82
350-8752 (938k + 950k)	BELTS		WESTRAC	74.15	1	\$ 74.15
						\$ 419.81
						TOTAL WORKSHOP: \$ 18,881.18
			SUPPLIER	COST	QUANT	
A 1522	AIR FILTERS		AUTO ONE	\$ 28.00	1	\$ 28.00
A 1828	AIR FILTERS		AUTO ONE	\$ 23.50	1	\$ 23.50
AT 175223	AIR FILTERS		AFGR	\$ 140.57	3	\$ 421.71
AT 175224	AIR FILTERS		AFGR	\$ 87.48	1	\$ 87.48
	AIR FILTERS					\$ -
C21001	AIR FILTERS		AUTO ONE	\$ 19.95	1	\$ 19.95

WORKSHOP, OIL & AIR FILTERS

PART	DESCRIPTION	BRAND	SUPPLIER	UNIT COST	QUANT	TOTAL VALUE
LL2779	AIR FILTERS		AUTO ONE	\$ 81.00	1	\$ 81.00
P60.1437	AIR FILTERS		AUTO ONE	\$ 74.95	1	\$ 74.95
P185223	AIR FILTERS		AUTO ONE	\$ 116.95	1	\$ 116.95
P502039 (B1446)	AIR FILTERS		AUTO ONE	\$ 24.00	1	\$ 24.00
P84.5201	AIR FILTERS		AUTO ONE	\$ 50.95	5	\$ 254.75
PA1689	AIR FILTERS		AUTO ONE	\$ 129.95	1	\$ 129.95
PA1690-FN	AIR FILTERS		AUTO ONE	\$ 41.95	1	\$ 41.95
PA 2226	AIR FILTERS		AUTO ONE	\$ 25.95	1	\$ 25.95
PA 2545	AIR FILTERS		AUTO ONE	\$ 154.95	2	\$ 309.90
PA 2761	AIR FILTERS		AUTO ONE	\$ 105.00	4	\$ 420.00
PA 2879-FN	AIR FILTERS		AUTO ONE	\$ 34.00	2	\$ 68.00
PA3612	AIR FILTERS		AUTO ONE	\$ 52.95	4	\$ 211.80
PA4093	AIR FILTERS		AUTO ONE	\$ 49.01	1	\$ 49.01
PA 4930	AIR FILTERS		AUTO ONE	\$ 109.95	3	\$ 329.85
RS3535 (DONALDSON)	AIR FILTERS		AUTO ONE	\$ 69.95	2	\$ 139.90
RS3543	AIR FILTERS		AUTO ONE	\$ 41.50	1	\$ 41.50
RS 83545	AIR FILTERS		AUTO ONE	\$ 44.95	1	\$ 44.95
RS 3535 (8980714220)	AIR FILTERS		AUTO ONE	\$ 81.95	10	\$ 819.50
RS 3538 (8980714210)	AIR FILTERS		AUTO ONE	\$ 95.00	5	\$ 475.00
RS3542 (87704249)	AIR FILTERS		AUTO ONE	\$ 64.90	1	\$ 64.90
RS 5434	AIR FILTERS		AUTO ONE	\$ 81.90	1	\$ 81.90
RS 3548 XP	AIR FILTERS		AUTO ONE	\$ 266.95	5	\$ 1,334.75
RS 3547	AIR FILTERS		AUTO ONE	\$ 54.95	2	\$ 109.90
RS 3703	AIR FILTERS		AUTO ONE	\$ 39.95	2	\$ 79.90
RS 3704	AIR FILTERS		AUTO ONE	\$ 39.95	4	\$ 159.80
RS 3705	AIR FILTERS		AUTO ONE	\$ 34.95	2	\$ 69.90
RS 3715	AIR FILTERS		AUTO ONE	\$ 34.95	2	\$ 69.90
RS 3722	AIR FILTERS		AUTO ONE	\$ 58.00	1	\$ 58.00
RS 3870	AIR FILTERS		AUTO ONE	\$ 169.00	3	\$ 507.00
RS 3871	AIR FILTERS		AUTO ONE	\$ 74.75	1	\$ 74.75
RS3921	AIR FILTERS		AUTO ONE	\$ 75.00	1	\$ 75.00
RS 3942	AIR FILTERS		AUTO ONE	\$ 78.95	1	\$ 78.95
RS 3988	AIR FILTERS		AUTO ONE	\$ 49.95	2	\$ 99.90
RS4803	AIR FILTERS		AUTO ONE	\$ 51.20	3	\$ 153.60
SA12406	AIR FILTERS		AUTO ONE	\$ 34.95	3	\$ 104.85
SA 12452	AIR FILTERS		AUTO ONE	\$ 52.95	1	\$ 52.95
SM178013371	AIR FILTERS		WA HINO	\$ 70.85	1	\$ 70.85



WORKSHOP, OIL & AIR FILTERS						
PART	DESCRIPTION	BRAND	SUPPLIER	UNIT COST	QUANT	TOTAL VALUE
SM 178013380 (HDA5888)	AIR FILTERS		BUNBURY TRUCKS	\$ 157.00	2	\$ 314.00
SM 178013391	AIR FILTERS		WA HINO	\$ 82.08	1	\$ 82.08
	AIR FILTERS					\$ -
TOP 108-3814	AIR FILTERS		T-QUIP	\$ 45.46	1	\$ 45.46
TOP 121-3891	AIR FILTERS		T-QUIP	\$ 37.05	2	\$ 74.10
TOP 121-3892	AIR FILTERS		T-QUIP	\$ 46.63	2	\$ 93.26
TOP 121-8457	AIR FILTERS		T-QUIP	\$ 57.52	2	\$ 115.04
	AIR FILTERS					\$ -
V11033214	AIR FILTERS		CJD	\$ 79.04	2	\$ 158.08
V11110022	AIR FILTERS		CJD	\$ 87.59	2	\$ 175.18
V11110175	AIR FILTERS		CJD	\$ 70.75	3	\$ 212.25
V11703980	AIR FILTERS		CJD	\$ 57.01	1	\$ 57.01
V12742526	AIR FILTERS		CJD	\$ 76.62	1	\$ 76.62
V12742527	AIR FILTERS		CJD	\$ 156.99	1	\$ 156.99
WA844	AIR FILTERS		AUTO ONE	\$ 34.95	3	\$ 104.85
WA 1178	AIR FILTERS		AUTO ONE	\$ 28.00	3	\$ 84.00
WA 5211	AIR FILTERS		AUTO ONE	\$ 35.00	1	\$ 35.00
WA 5268	AIR FILTERS		AUTO ONE	\$ 32.00	1	\$ 32.00
WA 5364	AIR FILTERS		AUTO ONE	\$ 28.95	1	\$ 28.95
WACF0142	AIR FILTERS		AUTO ONE	\$ 29.95	1	\$ 29.95
	AIR FILTERS					\$ -
YM119233-12700	AIR FILTERS		KOMATSU	\$ 30.80	2	\$ 61.60
YM119655-12560	AIR FILTERS		KOMATSU	\$ 24.29	2	\$ 48.58
	AIR FILTERS					\$ -
	AIR FILTERS					\$ -
107-0266	AIR FILTERS		WESTRAC	\$ 31.00	3	\$ 93.00
117-8379	AIR FILTERS		WESTRAC	\$ 31.12	1	\$ 31.12
110-6331	AIR FILTERS		WESTRAC	\$ 31.29	1	\$ 31.29
110-6326	AIR FILTERS		WESTRAC	\$ 46.54	5	\$ 232.70
112-7448	AIR FILTERS		WESTRAC	\$ 17.69	1	\$ 17.69
139-4834	AIR FILTERS		WESTRAC	\$ 24.09	2	\$ 48.18
149-1912	AIR FILTERS		WESTRAC	\$ 42.80	3	\$ 128.40
180-7487	AIR FILTERS		WESTRAC	\$ 59.89	4	\$ 239.56
211-2660	AIR FILTERS		WESTRAC	\$ 36.74	1	\$ 36.74
211-2661	AIR FILTERS		WESTRAC	\$ 28.01	1	\$ 28.01
222-9020	AIR FILTERS		WESTRAC	\$ 48.99	4	\$ 195.96
222-9021	AIR FILTERS		WESTRAC	\$ 39.01	1	\$ 39.01

**WORKSHOP, OIL & AIR FILTERS**

PART	DESCRIPTION	BRAND	SUPPLIER	UNIT COST	QUANT	TOTAL VALUE
231-4487	AIR FILTERS		WESTRAC	\$ 54.51	2	\$ 109.02
245-6375	AIR FILTERS		WESTRAC	\$ 70.00	3	\$ 210.00
245-6376	AIR FILTERS		WESTRAC	\$ 44.64	1	\$ 44.64
256-7902	AIR FILTERS		WESTRAC	\$ 49.46	4	\$ 197.84
256-7903	AIR FILTERS		WESTRAC	\$ 36.86	3	\$ 110.58
265-6618	AIR FILTERS		WESTRAC	\$ 24.59	2	\$ 49.18
282-5340 (CAT)	AIR FILTERS		WESTRAC	\$ 197.30	1	\$ 197.30
290-2288	AIR FILTERS		WESTRAC	\$ 45.15	1	\$ 45.15
346-6688	AIR FILTERS		WESTRAC	\$ 33.48	2	\$ 66.96
353-5058	AIR FILTERS		WESTRAC	\$ 55.30	1	\$ 55.30
365-7606	AIR FILTERS		WESTRAC	\$ 61.20	1	\$ 61.20
386-2097	AIR FILTERS		WESTRAC	\$ 89.93	2	\$ 179.86
528-0585	AIR FILTERS		WESTRAC	\$ 82.80	1	\$ 82.80
	AIR FILTERS					\$ -
	AIR FILTERS					\$ -
6i-2505	AIR FILTERS		WESTRAC	\$ 85.53	2	\$ 171.06
8-98071422-0 (RS3535)	AIR FILTERS		SOUTHWEST ISUZU	\$ 68.68	1	\$ 68.68
7T-7358	AIR FILTERS		WESTRAC	\$ 45.74	3	\$ 137.22
	AIR FILTERS					\$ -
5222631101	AIR FILTERS		TRUCKCENTRE	\$ 87.96	2	\$ 175.92
15052786	AIR FILTERS		CJD	\$ 32.59	1	\$ 32.59
52226-31115	AIR FILTERS		TRUCKCENTRE	\$ 87.96	2	\$ 175.92
1142151250	AIR FILTERS		SW ISUZU	\$ 96.05	3	\$ 288.15
20732726	AIR FILTERS		TRUCKCENTRE	\$ 242.50	2	\$ 485.00
4223 141 0300	AIR FILTERS		BUSO STIHL	\$ 39.00	1	\$ 39.00
4288978M1	AIR FILTERS		NICHOLLS MACHINERY	\$ 184.00	1	\$ 184.00
86982523	AIR FILTERS		MACHINERY WEST	\$ 51.51	1	\$ 51.51
<b>TOTAL AIR FILTERS: \$ 13,811.89</b>						

**FILTERS**

**BALDWIN**

B33  
B114

	PRICE	SUPPLIER	MIN STK	QUANT	
<b>OIL FILTERS</b>	\$ 14.95	AUTO ONE	1	1	\$ 14.95
<b>OIL FILTERS</b>	\$ 11.95	AUTO ONE		1	\$ 11.95

WORKSHOP, OIL & AIR FILTERS						
PART	DESCRIPTION	BRAND	SUPPLIER	UNIT COST	QUANT	TOTAL VALUE
B113	OIL FILTERS	\$ 16.95	AUTO ONE	2	1	\$ 16.95
B1402	OIL FILTERS	\$ 16.95	AUTO ONE	1	1	\$ 16.95
B1446	OIL FILTERS	\$ 24.00	AUTO ONE	1	1	\$ 24.00
B161-S	OIL FILTERS	\$ 16.95	AUTO ONE	2	1	\$ 16.95
B179	OIL FILTERS	\$ 9.96	AUTO ONE	2	1	\$ 9.96
B229	OIL FILTERS	\$ 22.95	AUTO ONE	1		\$ -
B7152	OIL FILTERS	\$ 26.95	AUTO ONE	1	2	\$ 53.90
B7156	OIL FILTERS	\$ 31.97	AUTO ONE	0	2	\$ 63.94
B7165	OIL FILTERS	\$ 16.95	AUTO ONE	1	3	\$ 50.85
B7285	OIL FILTERS	\$ 32.95	AUTO ONE	1	2	\$ 65.90
B7487	OIL FILTERS	\$ 12.95	AUTO ONE	2	1	\$ 12.95
B7499	OIL FILTERS	\$ 31.95	AUTO ONE			\$ -
B7577	OIL FILTERS	\$ 50.95	AUTO ONE	0	1	\$ 50.95
BA5374	OIL FILTERS	\$ 61.00	AUTO ONE	1	1	\$ 61.00
BD1403	OIL FILTERS	\$ 44.25	AUTO ONE	0	1	\$ 44.25
BD7029	OIL FILTERS	\$ 24.95	AUTO ONE			\$ -
BD7141	OIL FILTERS	\$ 62.00	AUTO ONE	1	6	\$ 372.00
BD7169	OIL FILTERS	\$ 39.95	AUTO ONE	2	3	\$ 119.85
BD7309	OIL FILTERS	\$ 79.95	AUTO ONE	1	1	\$ 79.95
BF587	OIL FILTERS	\$ 29.95	AUTO ONE		1	\$ 29.95
BF587-D	OIL FILTERS	\$ 34.95	AUTO ONE	2	1	\$ 34.95
BF790	OIL FILTERS	\$ 17.95	AUTO ONE	1	1	\$ 17.95
BF798	OIL FILTERS	\$ 25.95	AUTO ONE	0	2	\$ 51.90
BF825	OIL FILTERS	\$ 10.96	AUTO ONE	1	9	\$ 98.64
BF840	OIL FILTERS	\$ 9.98	AUTO ONE	2	1	\$ 9.98
BF940	OIL FILTERS	\$ 17.95	AUTO ONE	2	5	\$ 89.75
BF954	OIL FILTERS	\$ 16.95	AUTO ONE		4	\$ 67.80
BF984	OIL FILTERS	\$ 22.95	AUTO ONE			\$ -
BF1223	OIL FILTERS	\$ 49.95	AUTO ONE			\$ -
BF1272-SPS	OIL FILTERS	\$ 77.97	AUTO ONE	1		\$ -
BF1348	OIL FILTERS	\$ 43.73	AUTO ONE	0	1	\$ 43.73
BF1372	OIL FILTERS	\$ 28.95	AUTO ONE			\$ -
BF1390-O	OIL FILTERS	\$ 79.95	AUTO ONE	1	3	\$ 239.85
BF1534	OIL FILTERS	\$ 31.95	AUTO ONE	0		\$ -
BF7552	OIL FILTERS	\$ 24.95	AUTO ONE		1	\$ 24.95
BF7577	OIL FILTERS	\$ 50.95	AUTO ONE	0	1	\$ 50.95
BF7608	OIL FILTERS	\$ 22.95	AUTO ONE		1	\$ 22.95



WORKSHOP, OIL & AIR FILTERS						
PART	DESCRIPTION	BRAND	SUPPLIER	UNIT COST	QUANT	TOTAL VALUE
BF7683	OIL FILTERS	\$ 18.95	AUTO ONE		1	\$ 18.95
BF7815	OIL FILTERS	\$ 34.95	AUTO ONE	1	1	\$ 34.95
BF7967	OIL FILTERS	\$ 54.95	AUTO ONE		1	\$ 54.95
BT223	OIL FILTERS	\$ 11.95	AUTO ONE			\$ -
BT351	OIL FILTERS	\$ 59.00	AUTO ONE	0		\$ -
BT839-10	OIL FILTERS	\$ 22.50	AUTO ONE	1	2	\$ 45.00
BT8847	OIL FILTERS	\$ 89.90	AUTO ONE	1	2	\$ 179.80
BT8853-MPG	OIL FILTERS	\$ 89.45	AUTO ONE	1	1	\$ 89.45
BW5075	OIL FILTERS	\$ 46.95	AUTO ONE	1	1	\$ 46.95
PF872	OIL FILTERS	\$ 10.97	AUTO ONE		3	\$ 32.91
PF7782	OIL FILTERS	\$ 46.95	AUTO ONE	1	1	\$ 46.95
PF9890	OIL FILTERS	\$ 18.95	AUTO ONE		1	\$ 18.95
PF9897	OIL FILTERS	\$ 34.95	AUTO ONE		1	\$ 34.95
PT903	OIL FILTERS	\$ 24.95	AUTO ONE		1	\$ 24.95
PT23524-MPG	OIL FILTERS	\$ 79.95	AUTO ONE		1	\$ 79.95
PT9224	OIL FILTERS	\$ 92.40	AUTO ONE	0	1	\$ 92.40
PT9227	OIL FILTERS	\$ 87.80	AUTO ONE	0	1	\$ 87.80
Z777	OIL FILTERS	\$ 16.50	AUTO ONE	1	4	\$ 66.00
Z779	OIL FILTERS	\$ 21.75	AUTO ONE	1	3	\$ 65.25
Z955	OIL FILTERS	\$ 29.95	AUTO ONE		1	\$ 29.95
Z995	OIL FILTERS	\$ 41.50	AUTO ONE	1	1	\$ 41.50
COOPER	OIL FILTERS					\$ -
WA1178 (A1522)	OIL FILTERS	\$ 28.00	AUTO ONE		6	\$ 168.00
WAC0088 (RCA283P)	OIL FILTERS	\$ 16.95	AUTO ONE		1	\$ 16.95
WACF0090 (RCA182P)	OIL FILTERS	\$ 22.95	AUTO ONE		1	\$ 22.95
WACF0194	OIL FILTERS	\$ 15.95	AUTO ONE		9	\$ 143.55
WACF0281	OIL FILTERS	\$ 29.95	AUTO ONE		1	\$ 29.95
WCF8 (R2669P)	OIL FILTERS	\$ 15.95	AUTO ONE		2	\$ 31.90
WC121NM (R2691P)	OIL FILTERS	\$ 21.00	AUTO ONE		1	\$ 21.00
WCF95NM (R657P)	OIL FILTERS	\$ 24.00	AUTO ONE		6	\$ 144.00
WCF119 (R2693P)	OIL FILTERS	\$ 14.95	AUTO ONE		5	\$ 74.75
WCF122 (R2692P)	OIL FILTERS	\$ 24.95	AUTO ONE		5	\$ 124.75
WCF132 (R2769)	OIL FILTERS	\$ 28.95	AUTO ONE		2	\$ 57.90
WCF206 (R2756P)	OIL FILTERS	\$ 24.95	AUTO ONE		2	\$ 49.90
WCF371	OIL FILTERS	\$ 28.00	AUTO ONE		1	\$ 28.00
WC080 (R2651P)	OIL FILTERS	\$ 12.95	AUTO ONE		5	\$ 64.75

WORKSHOP, OIL & AIR FILTERS						
PART	DESCRIPTION	BRAND	SUPPLIER	UNIT COST	QUANT	TOTAL VALUE
WCO108 (R2760P)	OIL FILTERS	\$ 24.95	AUTO ONE		2	\$ 49.90
WCO123(R2757P)	OIL FILTERS	\$ 19.95	AUTO ONE		2	\$ 39.90
WCO251	OIL FILTERS	\$ 29.95	AUTO ONE		1	\$ 29.95
WK42CAB	OIL FILTERS	\$ 59.95	AUTO ONE	1	1	\$ 59.95
WK57CAB	OIL FILTERS	\$ 74.95	AUTO ONE	2	2	\$ 149.90
WZ14	OIL FILTERS	\$ 5.95	AUTO ONE		1	\$ 5.95
WZ418	OIL FILTERS	\$ 9.50	AUTO ONE		1	\$ 9.50
						\$ -
						\$ -
ISUZU						
1-13240234-1 (R2758P)	ELEMENT; OIL FI (BOX 10)	\$ 70.91	SOUTHWEST ISUZU		1	\$ 70.91
1-13240233-0		\$ 22.79	SOUTHWEST ISUZU	1		\$ -
1-13240234-1		\$ 69.51	SOUTHWEST ISUZU	1		\$ -
1-13240241-0		\$ 48.31	SOUTHWEST ISUZU	1	1	\$ 48.31
1-48410726-1 (322-013)	VALVE ASM; QUIC	\$ 124.17	SOUTHWEST ISUZU		2	\$ 248.34
5-87615000-0 (8981650710)		\$ 17.20	SOUTHWEST ISUZU	1	2	\$ 34.40
5-87615017-0 (8981596930)	ELEMENT FUEL KIT BVP	\$ 35.69	SOUTHWEST ISUZU		1	\$ 35.69
8-94391049-4 (BD7141)		\$ 79.23	SOUTHWEST ISUZU	0		\$ -
8-97385919-0		\$ 22.06	SOUTHWEST ISUZU	1		\$ -
8-97606318-0		\$ 21.42	SOUTHWEST ISUZU	1		\$ -
8-98018858-0		\$ 24.99	SOUTHWEST ISUZU	1		\$ -
8-980818620		\$ 130.20	SOUTHWEST ISUZU	1	1	\$ 130.20
8-98092481-1 (R2769P)		\$ 78.21	SOUTHWEST ISUZU	0	2	\$ 156.42
8-98123256-0		\$ 98.12	SOUTHWEST ISUZU	1	1	\$ 98.12
8-98159693-0		\$ 52.72	SOUTHWEST ISUZU	1		\$ -
8-98174903-0		\$ 32.14	SOUTHWEST ISUZU	1		\$ -
8-98328207-0 (BD7169)		\$ 45.25	SOUTHWEST ISUZU	0		\$ -
92956472	FILTER; FUEL 2	\$ 35.15	SOUTHWEST ISUZU		1	\$ 35.15
8-8890030-0 (995-001)	BREAK IN ADDITIVE	\$ 34.33	SOUTHWEST ISUZU		1	\$ 34.33
						\$ -
						\$ -
MAX						
WCF95NM (R2657P)		\$ 24.00	AUTO ONE		3	\$ 72.00
WCF31NM (R2619P) (PE9919)		\$ 21.00	AUTO ONE		3	\$ 63.00
WCF121NM (R2691P) 92964712		\$ 19.00	AUTO ONE		6	\$ 114.00
WCF 127NM (R2644P)		\$ 15.95	AUTO ONE		2	\$ 31.90
WCF 132		\$ 28.95	AUTO ONE		1	\$ 28.95
WCF221NM (Z973) (EVO23)		\$ 22.95	AUTO ONE		1	\$ 22.95
WCF290NM (R2777P)		\$ 28.95	AUTO ONE		1	\$ 28.95

WORKSHOP, OIL & AIR FILTERS						
PART	DESCRIPTION	BRAND	SUPPLIER	UNIT COST	QUANT	TOTAL VALUE
WCF365NM		\$ 18.95	AUTO ONE		1	\$ 18.95
WCF368 (WESFIL)		\$ 24.95	AUTO ONE		1	\$ 24.95
WCO (Z777)		\$ 25.00	AUTO ONE		4	\$ 100.00
WCO72NM		\$ 39.95	AUTO ONE		1	\$ 39.95
WCO90NM (Z779)		\$ 26.95	AUTO ONE		3	\$ 80.85
WCO173NM (Z929)		\$ 18.95	AUTO ONE		3	\$ 56.85
WZ132NM		\$ 24.95	AUTO ONE		1	\$ 24.95
WZ319NM (Z319)		\$ 24.95	AUTO ONE		1	\$ 24.95
WZ411		\$ 6.95	AUTO ONE		2	\$ 13.90
Z955		\$ 41.50	AUTO ONE	1	1	\$ 41.50
Z995		\$ 39.95	AUTO ONE			\$ -
						\$ -
						\$ -
RYCO						\$ -
R2692P		\$ 24.95	AUTO ONE		1	\$ 24.95
						\$ -
DONALDSON						\$ -
P502039		\$ 24.95	AUTO ONE		1	\$ 24.95
P601437		\$ 74.95	AUTO ONE		1	\$ 74.95
P765662		\$ 122.00	AUTO ONE		1	\$ 122.00
						\$ -
						\$ -
HINO						\$ -
15613-E0080 (Z777)		\$ 79.42	WA HINO		1	\$ 79.42
17801-E0210		\$ 130.54	WA HINO		1	\$ 130.54
23304-EVCO80 (WCF365NM)		\$ 33.37	WA HINO		2	\$ 66.74
23304-78091 (R2765P)		\$ 35.08	WA HINO		1	\$ 35.08
23304-78225 (R2669P)		\$ 31.78	WA HINO		2	\$ 63.56
23304-EV023 (BF984) (Z774)		\$ 52.36	WA HINO		3	\$ 157.08
S2340-11510 (Z321)		\$ 23.96	WA HINO		1	\$ 23.96
S2340-11580		\$ 43.42	WA HINO		1	\$ 43.42
S2340-11630 (BF1223-0) (Z826)		\$ 63.06	WA HINO		1	\$ 63.06
S4109-E0010		\$ 28.26	WA HINO		2	\$ 56.52
S4430-81380 (P/S 164011)		\$ 163.21	WA HINO		2	\$ 326.42
						\$ -
00.32.03.0080 (P175143)		\$ 91.17	T-QUIP	1	2	\$ 182.34
00.32.03.0092 PT23524-MPG)		\$ 162.71	T-QUIP	1	2	\$ 325.42
						\$ -
MASSEY						\$ -



WORKSHOP, OIL & AIR FILTERS						
PART	DESCRIPTION	BRAND	SUPPLIER	UNIT COST	QUANT	TOTAL VALUE
MASSEY F916 200.060.010 (5465)		\$ 50.93	NICHOLLS MACHINERY	0	2	\$ 101.86
3712404MI	250 MICRON HYDRAULIC STRAINER	\$ 52.47	NICHOLLS MACHINERY			\$ -
						\$ -
						\$ -
						\$ -
						\$ -
AGCO						\$ -
3792287MI	60 MICRON HYDRAULIC FILTER	\$ 46.71	NICHOLLS MACHINERY		4	\$ 186.84
4224811MI (573121 \$25.41)	FUEL FILTER	\$ 55.26	NICHOLLS MACHINERY			\$ -
						\$ -
						\$ -
KUBOTA						\$ -
HH660-36060 (use B113)		\$ 27.14	NICHOLLS MACHINERY	0	1	\$ 27.14
						\$ -
						\$ -
HAKE						\$ -
HAP01493180		\$ 284.68	T-QUIP			\$ -
						\$ -
						\$ -
FLEET GUARD						\$ -
AS2474		\$ 32.95	AUTO ONE	1	2	\$ 65.90
						\$ -
HIFI						\$ -
SA12000		\$ 32.95	AUTO ONE		1	\$ 32.95
						\$ -
CAT						\$ -
123-8189		\$ 72.96	WESTRAC	1	1	\$ 72.96
126-1818		\$ 97.24	WESTRAC	1	4	\$ 388.96
132-8876		\$ 65.25	WESTRAC	1	1	\$ 65.25
144-6691		\$ 52.56	WESTRAC	1	1	\$ 52.56
187-4243		\$ 96.94	WESTRAC	1	1	\$ 96.94
194-8557		\$ 40.72	WESTRAC	1	2	\$ 81.44
199-2239		\$ 13.06	WESTRAC	1	1	\$ 13.06
273-5711		\$ 17.66	WESTRAC	1	1	\$ 17.66
295-6257		\$ 63.69	WESTRAC	1	1	\$ 63.69
299-8229		\$ 21.14	WESTRAC	4	5	\$ 105.70
308-7298		\$ 32.19	WESTRAC	1	1	\$ 32.19
326-1644 ( use 423-8525)		\$ 40.23	WESTRAC	1	1	\$ 40.23
328-3655		\$ 98.33	WESTRAC	1	1	\$ 98.33
338-3540		\$ 122.94	WESTRAC	1	1	\$ 122.94

WORKSHOP, OIL & AIR FILTERS						
PART	DESCRIPTION	BRAND	SUPPLIER	UNIT COST	QUANT	TOTAL VALUE
339-1048		\$ 41.89	WESTRAC	1	1	\$ 41.89
348-1861		\$ 62.44	WESTRAC	1	1	\$ 62.44
360-8960		\$ 19.33	WESTRAC	1	2	\$ 38.66
361-9554		\$ 26.83	WESTRAC	1	1	\$ 26.83
362-1163		\$ 78.44	WESTRAC	1	2	\$ 156.88
367-1817 (924H THERMOSTAT)		\$ 178.93	WESTRAC	1	1	\$ 178.93
368-3976 (Replaced w/479-4135)		\$ 179.06	WESTRAC	1	1	\$ 179.06
376-1288		\$ 88.87	WESTRAC	1	1	\$ 88.87
389-1079		\$ 62.19	WESTRAC	1	1	\$ 62.19
389-1085		\$ 63.47	WESTRAC	1	1	\$ 63.47
391-3764		\$ 49.99	WESTRAC	1	1	\$ 49.99
415-3797		\$ 105.60	WESTRAC	2	2	\$ 211.20
421-5481		\$ 63.43	WESTRAC	1	1	\$ 63.43
439-5037		\$ 53.04	WESTRAC	1	1	\$ 53.04
462-1171		\$ 16.63	WESTRAC	2	3	\$ 49.89
471-7003		\$ 30.91	WESTRAC	1	1	\$ 30.91
479-4131		\$ 34.41	WESTRAC	1	1	\$ 34.41
525-6205		\$ 33.81	WESTRAC	1	1	\$ 33.81
1G-8878		\$ 76.71	WESTRAC	1	1	\$ 76.71
1R-0716		\$ 27.35	WESTRAC	1	1	\$ 27.35
1R-0722		\$ 31.01	WESTRAC	2	2	\$ 62.02
1R-0762		\$ 25.11	WESTRAC	1	2	\$ 50.22
1R-1807		\$ 20.07	WESTRAC	1	1	\$ 20.07
7W-2326		\$ 14.29	WESTRAC	2		\$ -
						\$ -
						\$ -
ADDITIVES						\$ -
119-5152	CAT ELC (COOLANT ADDITIVE)	\$ 18.84	WESTRAC		3	\$ 56.52
173-7126	FUEL BOWL	\$ 43.70	WESTRAC			\$ -
197-0017	CAT AXLE & BRAKE OIL ADDITIVE	\$ 38.77	WESTRAC		2	\$ 77.54
263-3629	PLUG	\$ 18.40	WESTRAC		2	\$ 36.80
350-7735	FILTER KIT	\$ 67.79	WESTRAC		1	\$ 67.79
357-5031	FILTER	\$ 48.43	WESTRAC		1	\$ 48.43
1U-9891	CAT HYDRAULIC OIL ADDITIVE	\$ 50.21	WESTRAC		2	\$ 100.42
						\$ -
						\$ -
JOHN DEERE						\$ -
AT101565		\$ 7.97	AFGRI	2	4	\$ 31.88
AT335492		\$ 147.00	AFGRI	2	2	\$ 294.00

WORKSHOP, OIL & AIR FILTERS						
PART	DESCRIPTION	BRAND	SUPPLIER	UNIT COST	QUANT	TOTAL VALUE
AT365869		\$ 81.29	AFGR	1	1	\$ 81.29
AT367840		\$ 136.23	AFGR	1	1	\$ 136.23
D2101884		\$ 66.33	AFGR		2	\$ 132.66
H216169		\$ 53.40	AFGR		1	\$ 53.40
RES25523		\$ 203.68	AFGR	1	1	\$ 203.68
						\$ -
						\$ -
						\$ -
						\$ -
VOLVO						
11110683		\$ 65.98	CJD	1	1	\$ 65.98
11172907		\$ 23.26	CJD	2	8	\$ 186.08
11707077		\$ 27.20	CJD	1	1	\$ 27.20
12743408		\$ 59.71	CJD	1	2	\$ 119.42
17438619		\$ 74.74	CJD		2	\$ 149.48
17457469		\$ 16.28	CJD	2	1	\$ 16.28
20805349		\$ 42.99	CJD	1	1	\$ 42.99
21538975		\$ 67.95	TRUCK CENTRE	2	3	\$ 203.85
21746575		\$ 43.63	TRUCK CENTRE	2	2	\$ 87.26
22937189-LH		\$ 102.47	TRUCK CENTRE		1	\$ 102.47
85110419		\$ 158.33	TRUCK CENTRE		5	\$ 791.65
85134455		\$ 43.41	TRUCK CENTRE	1	2	\$ 86.82
VOE4710278		\$ 63.08	CJD		1	\$ 63.08
						\$ -
						\$ -
KOMATSU						
22L6022120	O-RING	\$ 33.82	KOMATSU	1	2	\$ 67.64
KOM-07000-12110	O-RING	\$ 6.43	KOMATSU		1	\$ 6.43
KOM-KTR8101-5128	ELEMENT	\$ 73.52	KOMATSU	1	2	\$ 147.04
KT1G311-4357-0	O-RING	\$ 10.35	KOMATSU		2	\$ 20.70
YM124550-55700	ELEMENT	\$ 13.57	KOMATSU	1	3	\$ 40.71
YM129150-35153	CARTRIDGE	\$ 17.45	KOMATSU	1	3	\$ 52.35
						\$ -
						\$ -
UD TRUCKS						
48717-NY008		\$ 66.00	TRUCK CENTRE	1	1	\$ 66.00
52223-28204		\$ 107.09	TRUCK CENTRE	1	1	\$ 107.09
52227-71970		\$ 61.96	TRUCK CENTRE	2	1	\$ 61.96
52227-71975		\$ 62.99	TRUCK CENTRE	1	1	\$ 62.99
						\$ -

WORKSHOP, OIL & AIR FILTERS						
PART	DESCRIPTION	BRAND	SUPPLIER	UNIT COST	QUANT	TOTAL VALUE
						\$ -
						\$ -
						\$ -
						\$ -
CAT						\$ -
6V-5851	BLADE A	\$ 36.00	WESTRAC		1	\$ 36.00
118-2079	ROD	\$ 63.99	WESTRAC		4	\$ 255.96
256-9448	ARM GP - WIPER	\$ 90.32	WESTRAC		1	\$ 90.32
260-2579	ARM GP - WIPER	\$ 54.49	WESTRAC		1	\$ 54.49
TOTAL OIL FILTERS:						\$ 15,428.24



STORE					
DESCRIPTION	PART NO	COST UNIT	SUPPLIER	ON HAND	TOTAL VALUE
ARLEC 250 LUMEN HEAD TORCH	9311644099383	34.18	BUNNINGS	0	0
ARMORALL LOW SHEEN 125ml		\$7.15	REPCO	51	\$364.65
ARMORALL 250ML	00726567	\$9.45	BLACKWOOD	28	\$264.60
ARMORALL 500ML	00392501	\$15.95	BLACKWOOD	0	\$0.00
BRUSH SCRUB	04232502	\$3.49	BLACKWOOD	1	\$3.49
BRUSH WIRE 4 ROW	04214902	\$7.24	BLACKWOOD	6	\$43.44
BANNISTER BRUSH-PAN	08474915	\$5.86	BLACKWOOD	4	\$23.44
BARRIER MESH	BLACKWOOD	\$110.00	o2577557	21	\$2,310.00
BARRIER MESH 50MX1M F/ORANGE	30M				
BATTERY 3V LITHIUM	50M				
BATTERY 3V	P&ABM8	\$55.00	L&H	0	\$0.00
BATTERY AA	HEATLEY	\$6.00	CR16201	0	\$0.00
BATTERY AAA	03640864	\$2.17	BLACKWOOD	49	\$106.33
BATTERY C	00555679	\$0.72	BATTERIES PLUS	144	\$103.68
BATTERY D	100016578	\$0.66	BATTERIES PLUS	243	\$160.38
BATTERY DOLPHIN	ZZZMN1400-BU	\$2.84	L&H	216	\$613.44
BATTERY AK20	00555696	\$2.75	BATTERIES PLUS	153	\$420.75
BATTERY D189	04414304	\$11.00	BLACKWOODS	0	\$0.00
BATTERY REMOTE KEY 2016BP-1	AK20	\$168.00	STIHL	1	\$168.00
BATTERY REMOTE KEY 2032BP-1	100 001	\$4.95	BATTERIES PLUS	0	\$0.00
BIN LINER 240LTR		\$7.70	L&H	2	\$15.40
BRACKET 2.5KG	100008228	\$3.85	PRIME INDUSTRIAL	24	\$92.40
BRACKET 4.5KG	LOBIN240HRH-WA (BGF028)	\$33.00	PRESTIGE PRODUCTS	8	\$264.00
BROOM HANDLE ALUMINIUM	HEATLEY	\$58.30	MFVB2-5	1	\$58.30
BROOM HEAD POLY 14"	04233006	\$38.30	MFVB45C	3	\$174.90
BROOM HEAD POLY 14"	JOS550H-BU	\$19.80	L&H	3	\$59.40
BUCKET 10LTR	00025823	\$11.59	BLACKWOOD	0	\$0.00
BUCKET 20LTR	100010134	\$13.10	L&H	4	\$184.80
BUNTING FLAG	L&H	\$13.20	BLACKWOOD	19	\$220.21
CABLE TIES 100MM (PK 100)	TRFCT092BK CABLE TIE	\$2.20	PRIME INDUSTRIAL	18	\$235.80
CABLE TIES 142MM (PK 100)	TRFCT140BK CABLE TIE	\$3.60	P&ABUN30	43	\$567.60
CABLE TIES 190MM (PK 100)	TRFCT186BK CABLE TIE	\$6.66	L&H	9	\$19.80
CABLE TIES 298MM (PK 100)	TRFCT281BK CABLE TIE	\$4.40	L&H	17	\$61.20
CABLE TIES 368MM (PK 100)	TRFCT360BK CABLE TIE	\$6.12	L&H	9	\$59.94
CATERPILLAR YELLOW PAINT	CABCT710BKHD-BU CABLE TIE	\$9.07	L&H	-5	\$22.00
	479-5400	13.13	L&H	-3	\$18.36
			WESTRAC	56	\$507.92
				6	\$78.78

STORE						
DESCRIPTION	PART NO	COST UNIT	SUPPLIER	ON HAND	TOTAL VALUE	
CRC 2089 BLACK ZINC	06701373	\$15.95	BLACKWOOD	6	\$95.70	
CAULKING GUN	100027223	\$6.10	PRIME INDUSTRIAL	0	\$0.00	
CAUTION TAPE BLK/YELL	100038685	\$7.06	PRIME INDUSTRIAL	16	\$112.96	
CHALK ENGINEERS	09317516	\$12.88	BLACKWOOD	0	\$0.00	
COLD GALV ZINC	4414508	\$12.33	BLACKWOOD	4	\$49.32	
DANGER ASBESTOS	600K450 CLASS 2	\$36.88	L&H	10	\$368.80	
DANGER CONSTRUCTION SIGN		\$20.81	BLACKWOOD	40	\$832.40	
DANGER SIGN	00769284	\$16.88	BLACKWOOD	9	\$151.92	
DANGER TAPE	P84DT10075	\$9.93	L&H	49	\$486.57	
DELINIATOR AMBER (REFLECTIVE DISC)	S8451AMB	\$2.06	SETON	57	\$117.42	
DELINIATOR RED (REFLECTIVE DISC)	S8451RED	\$1.90	HEATLEY	25	\$47.50	
DELINIATOR WHITE (REFLECTIVE DISC)	S8451WHT	\$2.06	SETON	50	\$103.00	
DRUM PUMP 301A	01004996	\$172.96	BLACKWOOD	1	\$172.96	
DUCT TAPE (BLACK) 48MM X 30M DT48	05070856	\$3.96	BLACKWOOD	5	\$19.80	
DUCT TAPE (SILVER) 48MM X 30M DT48	FXXPVCDT	\$5.23	L&H	8	\$41.84	
ELECTRICAL CAUTION TAPE 150 X 100M	WATUMT100	\$17.60	L&H	1	\$17.60	
ELEC TAPE VARIOUS	08169476 /00671738 BLK COURSE	\$0.83	L&H	124	\$102.92	
EZELAP SHARPENER LP3		\$58.87	BLACKWOOD	3	\$176.61	
FIX A TAP	4920162	\$14.96	BUNNINGS	4	\$59.84	
FLAGGING TAPE(R/Y/B/PINK)	03428907	\$3.46	L&H	224	\$775.04	
FRESHNER AIR M/TREE		\$1.47	BLACKWOOD	12	\$17.64	
FUEL CAN TAG AD BLUE PLASTIC	9979194	\$1.35	BLACKWOOD	8	\$10.80	
FUNNEL LARGE 22CM RED	4255709	\$4.15	BLACKWOOD	10	\$41.50	
FUNNEL HEAVY DUTY 15CM BLACK	8588764	\$2.78	BLACKWOOD	3	\$8.34	
FUNNEL HEAVY DUTY 10CM ORANGE	8588747	\$1.74	BLACKWOOD	7	\$12.18	
GAFFA TAPE BLK	1661568	\$11.00	BUNNINGS	0	\$0.00	
GAFFA TAPE SLV	1661579	\$11.00	BUNNINGS	1	\$11.00	
GALMET BLACK GLOSS	00840837	\$9.53	BLACKWOOD	6	\$57.18	
GALMET GOLDEN YELLOW	03411091	\$9.53	BLACKWOOD	2	\$19.06	
GALMET OCEAN BLUE	03411159	\$9.53	BLACKWOOD	5	\$47.65	
GALMET SIGNAL RED	03411210	\$13.15	BLACKWOOD	5	\$65.75	
GALMET WHITE	47802	\$9.53	HEATLEY	5	\$47.65	
GALMET PRIMER	4069365	\$13.67	BLACKWOOD	5	\$68.35	
BALCHAN ETCH PRIMER	4093421	\$5.38	BLACKWOOD	9	\$48.42	
HACKSAW BLADES	3121064	\$1.44	BLACKWOOD	6	\$8.64	
HOSE NOZZLE 12MM		\$9.50	BUNNINGS	4	\$38.00	
HOSE CONNECTOR TO TAP (FEMALE)	3110987	\$8.46	BUNNINGS	5	\$42.30	
HOSE JOINER 12MM	2603215	\$4.25	BUNNINGS	2	\$8.50	
3/4 DRUM TAP	03683505	\$1.91	BLACKWOOD	4	\$7.64	

STORE					
DESCRIPTION	PART NO	COST UNIT	SUPPLIER	ON HAND	TOTAL VALUE
TAP ADAPTOR (MALE)	3110987	\$5.05	BUNNINGS	3	\$15.15
KILLRUST FISHOLINE	C114312530	\$11.50	SOLVER PAINTS	2	\$23.00
LITTER PICKER 32"	BM-08462	\$33.00	ASP	3	\$99.00
LITTER PICKER 40"	BM-08499	\$33.00	ASP	9	\$297.00
LITTER PICKER CUPS	EZR-1	\$10.86	GREENWAY	1	\$10.86
LONG ARM HANDLE (DYMARK)	04118274	\$62.38	BLACKWOOD	1	\$62.38
LUMBAR CRAYON	04035709	\$0.40	BLACKWOOD	0	\$0.00
MASKING TAPE	0432054	\$3.00	BLACKWOOD	3	\$9.00
MEASURE JUGS 1 LTR	1662536	\$7.50	BUNNINGS	2	\$15.00
METAL SCOURERS		\$0.80		4	\$3.20
MUCK OFF GRAFFITI CLEANER	01084726	\$22.04	BLACKWOOD	4	\$88.16
PAINT SPRAY CAN - DYMARK (12 box)	UN1950	DYM40013503	L&H	519	\$3,197.04
PAINT BRUSH SML		\$3.77	BLACKWOOD	0	\$0.00
PAINT BRUSH LARGE	04129408	\$9.78	BLACKWOOD	27	\$264.06
PAINT PEN P30	DY-MARK	7871(BLK)08397922(WHT)08397905	BLACKWOOD	12	\$78.60
PENCIL CARPENTER (MED)	04432904	\$0.87	BLACKWOOD	0	\$0.00
REFLECTIVE TAPES	RED-GREEN-YELL/BLCK RED/BLK	\$258.00	BLACKWOOD	1	\$258.00
ROPE BLU/YELL	04871306	\$41.00	BLACKWOOD	1	\$41.00
ROPE NATURAL FIBRE 10MM	04704205	\$110.00	BLACKWOOD	1	\$110.00
ROPE POLY 6MM	03687545	\$33.12	BLACKWOOD	1	\$33.12
SLING 2T 3M (FLAT)	03475385	\$20.84	BLACKWOOD	0	\$0.00
SLING 1T 3M (FLAT)	03474671	\$34.25	BLACKWOOD	0	\$0.00
SLING 1T 3M (ROUND)	3475266	\$16.92	BLACKWOOD	5	\$84.60
SLING 2T3M (ROUND)				2	
SLING 3T 5M (ROUND)	6027323	\$44.38	BLACKWOOD	2	\$88.76
RATCHET STRAP 50MM X 2500KG	RTD055PL	\$29.08	BLACKWOOD	7	\$203.56
RATCHET STRAP 25MM X 3.6M	RTD2PK3	\$12.60	BLACKWOOD	7	\$88.20
SPRAY BOTTLE	04413305	\$2.00	BLACKWOOD	100	\$200.00
STANLEY KNIFE FAT MAX 10.778	07889792	\$19.34	L&H	8	\$154.72
STAR PICKET CAPS	01754757	\$0.26	BLACKWOOD	530	\$137.80
STAR PICKET TIES	B0389-0366	\$1.42	BLACKWOOD	0	\$0.00
STRAPPING TOOL 19MM BANDS (BOX 1000)	1033156	\$44.46	BLACKWOOD	0	\$0.00
STRING LINE BRICKIE	03313375	\$4.51	BLACKWOOD	3	\$13.53
TACTILE TILES	TACTILE 400 X 400	\$23.95	GUARDIAN TACTILES	0	\$0.00
TAPE MEASURE 100MTR	48225211	\$88.00	TOTAL TOOLS	0	\$0.00
TAPE MEASURE 6MTR	30-393	\$22.99	L&H	-1	\$22.99
TAPE MEASURE 6MTR	MIW48225418-PM	\$25.57	L&H	0	\$0.00
TARPAULIN BLUE 6 X8	100010842	\$8.70	PRIME INDUSTRIAL	0	\$0.00
TARPAULIN SILVER 10 X 12	04105167	\$25.00	BLACKWOOD	1	\$25.00

STORE					
DESCRIPTION	PART NO	COST UNIT	SUPPLIER	ON HAND	TOTAL VALUE
TARPAULIN SILVER 20 X30	06189214	\$137.20	BLACKWOOD	1	\$137.20
TARPAULIN SILVER 12 X16	04105218	\$37.47	BLACKWOOD	0	\$0.00
TORCH ENERGIZER 135 LUMENS	LCM2D	\$25.00	L&H	6	\$150.00
WINDEX		\$5.00		46	\$230.00
					<b>\$17,530.04</b>
BEGA GLASS 8750	QUEEN ST 140225	\$222.20	ZUMTOBEL	2	\$444.40
BEGA GLASS 8005	QUEEN ST 140214	\$82.50	ZUMTOBEL	2	\$165.00
20W MH G8.5 GLOBE	QUEEN ST 20303558	\$48.40	SYLVANIA LIGHTING	16	\$774.40
35W MH G8.5 GLOBE	QUEEN ST 20302558	\$48.40	SYLVANIA LIGHTING	4	\$193.60
70W MH G8.5 GLOBE	QUEEN ST	\$48.40		3	\$145.20
RGB CONTROL	QUEEN ST 626	\$389.95	ELECTRICAL DIST	1	\$389.95
ANTI SLIP TAPE ROUND	QUEEN ST	\$5.00	IMAGE BOLLARDS	30	\$150.00
PLUG	QUEEN ST BDNV050CPLUG-BU	\$1.65	L&H	100	\$165.00
PLUG GREY ROUND	QUEEN ST AC084329	\$2.06	L&H	20	\$41.20
PLUG OVAL HD	QUEEN ST AC012041-BU	\$2.06	L&H	51	\$105.06
					<b>\$2,573.81</b>
BAGS OF RAGS		\$15.00	THE MATCH FACTORY	6	\$90.00
CAT PADLOCK	246-2641	\$24.66	WESTRAC	6	\$147.96
CAT KEY	5P-8500	\$8.95	WESTRAC	10	\$89.50
CAT PIN	162-7120	\$5.20	WESTRAC	0	\$0.00
TREBLEX CONTACT CLEANER NF	TCCNF	\$16.95	REPCO	35	\$593.25
TREBLEX HD LUBE (WD40)	THDWD(110190516)	\$9.95	PRIME INDUSTRIAL	0	\$0.00
TREBLEX BRAKE CLEANER NF	100041187	\$10.95	REPCO	44	\$481.80
TREBLEX BRAKE CLEANER HD				19	
MAKO LUBE OIL	4114909	\$9.25	BLACKWOOD	26	\$240.50
CRC 808 SILICONESPRAY 3055	04843063	\$12.00	BLACKWOODS	3	\$36.00
CRC 5097 BATTERY MAINT AEROSOL 300G	480303	\$10.67	BLACKWOODS	5	\$53.35
CRC 5098 BATT TERMINAL PROTECTOR	5098	\$24.00	BLACKWOODS	3	\$72.00
GRAPHITE DRY (DYMARK)	DYM42031502-BU	\$8.96	LAWRENCE & HANSON	5	\$44.80
GRAPHITE - DRY PTFE CLEAR (DYMARK)	DYM42031501-BU (CLEAR)	\$9.02	LAWRENCE & HANSON	12	\$108.24
CRC ANTI-RUST 3097 LONG LIFE	CRC3097	\$13.53	HEATLEY	1	\$13.53



STORE					
DESCRIPTION	PART NO	COST UNIT	SUPPLIER	ON HAND	TOTAL VALUE
ROCOL WIRE ROPE SPRAY	RY452412	\$33.72	COVS	3	\$101.16
MR SHEEN FURNITURE POLISH	8194811	\$6.12	BLACKWOOD	7	\$42.84
CRC LEAK DETECTOR	CRC14503	\$8.11	BLACKWOOD	15	\$121.65
CRC 3081 BELT GRIP	O2938112	\$14.90	BLACKWOODS	2	\$29.80
TAC 2	CRC5035	\$15.50	REPCO	2	\$31.00
BUTANE GAS REFILL BR200	BR200	\$12.72	REPCO	3	\$38.16
TORO NEW RED SPRAY	TOP361-10	\$12.67	T-QUIP	2	\$25.34
FIRE EXTINGUISHER 4.5KG ABE	HP45ABE	\$176.00	COVS	6	\$1,056.00
FIRE EXTINGUISHER 2.5KG ABE	BF125ABE	\$148.72	COVS	0	\$0.00
FIRE EXTINGUISHER 2.5KG ABE		\$149.72	COVS	1	\$149.72
FIRE EXTINGUISHER 1.0KG ABE	FE1ABE	\$22.00	COVS	2	\$44.00
FIRE EXTINGUISHER 1.5KG ABE	BF115ABE	\$62.48	COVS	0	\$0.00
4.5KG HD FIX BRACKET FOR 4.5KG	04482584	\$80.81	CHUBB FIRE SAFETY	0	\$0.00
FIRE EXTINGUISHER 9KG ABE		\$121.00	CHUBB FIRE SAFETY	0	\$0.00
GREASE GUN FLEXIBLE EXTENSION 430MM KF17	A14552	\$35.56	REPCO	2	\$71.12
GREASE GUN TRIGGER McNAUGHT	K29-01	\$115.00	BLACKWOOD	1	\$115.00
GREASE GUN TRIGGER TYPE	RGGT450/RGGI450	\$110.00	REPCO	0	\$0.00
GREASE NIPPLE	AL14513-CJ (04311902)	\$6.81	BLACKWOOD	0	\$0.00
COUPLER GREASE HYD SUPER GRIP KY	4424608	\$14.22	BLACKWOOD	5	\$71.10
COUPLER GREASE RIGHT ANGLE KDR	04449803	\$40.19	BLACKWOOD	1	\$40.19
NEEDLE (KIN)	00075650	\$19.36	BLACKWOOD	0	\$0.00
GREASE CARTRIDGE	LIPLEX EP2/H02	\$4.75	GEOGRAPHE PETROLEUM	78	\$370.50
JERRY CAN PLSTIC COMBO	03615 (163)	\$26.00	REPCO	2	\$52.00
JERRY CAN 5LTR RED UNLEADED	O3505322(R)09978650(G)	\$64.96	BLACKWOOD	2	\$129.92
JERRY CAN 5LTR GREEN DRIP TORCH	O9978994	\$45.65	BLACKWOOD	0	\$0.00
JERRY CAN 5LTR BLUE C&B	O9978990	\$69.76	BLACKWOOD	1	\$69.76
JERRY CAN 20LTR RED	9978888	\$55.22	BLACKWOOD	0	\$0.00
JERRY CAN 20LTR GRN	0993C	\$20.35	BLACKWOOD	2	\$40.70
JERRY CAN HOLDER 20LTR	RJC20L	\$55.00	REPCO	2	\$110.00
EPOXY 3801 5 MINUTE ARAIDITE	MCM20G	\$72.46	HEATLEY	1	\$72.46
BLUE-RTV 300ML CARTRIDGE	3082	\$34.25	BOSSTON	0	\$0.00
BLUE-RTV	AS 8M	\$7.10	REPCO	13	\$92.30
50ML GASKET CEMENT 4J					\$0.00
LOCTITE 515 FLANGE SEALANT	1436022	\$32.65	COVS	0	\$0.00
LOCTITE 565 THREAD SEALANT	34248	\$10.45	REPCO	0	\$0.00
		\$9.52	COVS	0	\$0.00
	05894813	\$23.34	BLACKWOOD	3	\$70.02
	00913172	\$23.34	BLACKWOOD	3	\$70.02

STORE					
DESCRIPTION	PART NO	COST UNIT	SUPPLIER	ON HAND	TOTAL VALUE
LOCTITE 569 THREAD SEALANT	56950	\$40.50	REPCO	2	\$81.00
LOCTITE 596 GASKET MAKER	59675	\$28.25	COVS	3	\$84.75
LOCTITE 406	40633-25	\$15.40	COVS	5	\$77.00
LOCTITE243 50ml	44089	\$15.60	COVS	4	\$62.40
REPCO WINDSCREEN ADDITIVE	RWA375A	\$4.08	repc	39	\$159.12
LAPPING PASTE (6KG)	RGPLP806080	\$160.00	STIHL BUSSELTON	3	\$480.00
LOADBINDER 7-8MM	344208	\$40.11	PRIME INDUSTRIAL	0	\$0.00
LOADBINDER W/ EYE 7-8MM	100030836	\$26.40	PRIME INDUSTRIAL	1	\$26.40
LOADBINDER RATCHET 8MM	03804284	\$55.70	PRIME INDUSTRIAL	3	\$167.10
LOADBINDER RATCHET 10MM	01339097	\$55.00	PRIME INDUSTRIAL	0	\$0.00
PIN FLAT ON CAR TO 7 PIN SMALL ROUND ON TRAILER	82225BL	\$16.50	REPCO	2	\$33.00
6 PIN				2	
1 CLEAN & STRIP DC DISC 125X22 PURPLE SCOTCH BRITE	XC000777331(05342529)	\$15.40	BLACKWOOD	9	\$138.60
1 CLEAN & STRIP DC DISC 180X22 PURPLE SCOTCH BRITE		\$28.26	BLACKWOOD	7	\$197.82
3M FIBRE DISC 125 X 22MM 36G	100027097	\$4.05	PRIME INDUSTRIAL	18	\$72.90
FLAP DISC 125 X 22 X 80G	07813377	\$4.21	BLACKWOOD	11	\$46.31
FLAP DISC 125 X 22 X 40G	9803040	\$3.40	BLACKWOOD	9	\$30.60
FLAP DISC 180 X 22 X 80G	07813445	\$3.80	BLACKWOOD	9	\$34.20
CUT OFF WHEEL 125 X 2.5 X 22.2 METAL	100005364	\$1.68	PRIME INDUSTRIAL	24	\$40.32
CUT OFF WHEEL 180 X 6.0 X22MM				10	
CUT OFF WHEEL 100 X 1 X 16	15102010	\$2.48	PRIME INDUSTRIAL	23	\$57.04
CUT OFF WHEEL 100 X 6 X 16	100006072	\$2.20	PRIME INDUSTRIAL	2	\$4.40
CUT OFF WHEEL 115 X 1 X 22	02217606	\$1.60	BLACKWOOD	34	\$54.40
CUT OFF WHEEL 125 X 1.0 X 22.2	4079872	\$1.92	BLACKWOOD	100	\$192.00
CUT OFF WHEEL 356 X 3.0 X 25.4	100006351	\$8.28	PRIME INDUSTRIAL	3	\$24.84
CUT OFF WHEEL 178 X 2.5 X 22.2	100005390	\$3.10	PRIME INDUSTRIAL	0	\$0.00
GRINDING DISC 180 X 6.8 X 22	100009001	\$3.90	PRIME INDUSTRIAL	3	\$11.70
GRINDING DISC 180 X 2.5 X 22MM				41	
GRINDING DISC 125 X 6 X 22	107189	\$1.64	BLACKWOOD	6	\$9.84
CONTAINER ID TAG -UNLEADED	A39664	\$1.87	SETON	11	\$20.57
CONTAINER ID TAG -DIESEL	A39660	\$1.87	SETON	16	\$29.92
CONTAINER ID TAG -DIESEL	A39659	\$1.87	SETON	13	\$24.31
CONTAINER ID TAG -2 STROKE 50:1	A39656	\$1.87	SETON	18	\$33.66
CONTAINER ID TAG -CHAIN & BAR OIL	A39658	\$1.87	SETON	17	\$31.79
WHIPPER CORD 427MTR RINO	BM820 RD	\$108.13	ALLOY STEEL	8	\$865.04
BOW SHACKLE 16MM 3.2T	2939519	\$9.81	BLACKWOOD	4	\$39.24

STORE					
DESCRIPTION	PART NO	COST UNIT	SUPPLIER	ON HAND	TOTAL VALUE
BOW SHACKLES 22MM 6.5T				2	\$0.00
BOW SHACKLE 3.25T	2939519	\$9.60	PRIME INDUSTRIAL	0	\$0.00
D SHACKLES 13MM 2T	01160208	\$4.40	BLACKWOOD	0	\$0.00
D SHACKLE 10MM 3T	01158809	\$3.12	BLACKWOOD	0	\$0.00
D SHACKLES 8MM 0.75T	00228556	\$1.62	BLACKWOOD	0	\$0.00
D SHACKLES 6MM 0.25T	04971203	\$1.74	BLACKWOOD	32	\$55.68
D SHACKLE 22MM 6.5T	01160509	\$20.40	BLACKWOOD	2	\$40.80
D SHACKLE GALV 8MM	200308	\$0.77	HEATLEY	15	\$11.55
D SHACKLE GALV 10MM	04971300	\$2.29	BLACKWOOD	23	\$52.67
D SHACKLE GALV 13MM	04971407	\$3.67	BLACKWOOD	5	\$18.35
D SHACKLE GALV 16MM	100017144	\$3.85	PRIME INDUSTRIAL	5	\$19.25
D SHACKLES 12MM STAINLESS STEEL 316	12MG31605	\$7.97	KONNECT	0	\$0.00
EDGER BLADES	BM-802720	\$8.25	ALLOY STEEL	0	\$0.00
EDGER BLADES	BM-09137	\$11.06	BEACON EQUIP	94	\$1,039.64
EDGER BLADE DISC	DWPE03	\$17.00	BEACON EQUIP	6	\$102.00
DANTER DIAMOND BLADE	CX-350	\$234.00	DANTERR	6	\$1,404.00
ASPHALT-C/CRETE CUTTING BLADE STIHL	STP08350907006	\$420.00	BEACON EQUIP	0	\$0.00
STIHL SUPER CLEAN	STP70048710438	\$13.50	GEOGRAPHE SAWS	36	\$486.00
UNIVERSAL GUARD STIHL	STP41190071027	\$29.50	BEACON EQUIP	2	\$59.00
SKIRT GUARD KIT 41197613203				1	
STIHL DRIVE TUBE SLEEVE	STP41407917201	\$7.00	BEACON EQUIP	1	\$7.00
STIHL WASHER	STP41127138500	\$1.80	BEACON EQUIP	6	\$10.80
STIHL POLYMATIC 30-2	STP40027102124	\$28.00	BEACON EQUIP	1	\$28.00
STIHL AUTO CUT 25-2	STP40027102191	\$45.00	GEOGRAPHE SAWS	8	\$360.00
STIHL POLYMATIC 30-2 EYELETS	STP41107138300	\$3.20	BEACON EQUIP	2	\$6.40
STIHL AUTO CUT 25-2 EYELETS	25-2 4003 713 8301	\$3.90	BEACON EQUIP	23	\$89.70
STIHL WHIPPER CORD	STP0000 9304301	\$28.60	BEACON EQUIP	0	\$0.00
STIHL SHARPENING KIT LP MINI	STP5605 007 1027	\$39.00	BEACON EQUIP	0	\$0.00
STIHL SHARPENING KIT .325	STP5605 007 1028	\$39.00	GEO SAWS	0	\$0.00
STIHL SHARPENING KIT .404	STP5605 007 1030	\$39.00	BEACON EQUIP	1	\$39.00
STIHL SHARPENING KIT 3/8	STP5605 007 1029	\$39.00	GEO SAWS	2	\$78.00
STIHL SHARPENING KIT 1/4	stp 5605 750 4300	\$27.50	STIHL BUSSELTON	0	\$0.00
STIHL FILE .325	STP5605 773 4803	\$0.00	BEACON EQUIP	0	\$0.00
STIHL FILE .404 (7/32)	STP5605 773 5503	\$1.10	BEACON EQUIP	1	\$1.10
STIHL FILE 5/32	STP5605 773 4003	\$1.10	BEACON EQUIP	0	\$0.00
STIHL FILE 13/64	STP5605 773 5203	\$3.36	BEACON EQUIP	11	\$36.96
PICCO FILES 4MM OLD		\$5.00	GEO SAWS	8	\$40.00
PICCO FILES 3 2MM NEW	STP5605 771 3206	\$5.00	GEO SAWS	6	\$30.00
FLAT FILE SUIT 2 IN 1 FILE	STP08142523001	\$14.52	BEACON EQUIP	1	\$14.52

STORE					
DESCRIPTION	PART NO	COST UNIT	SUPPLIER	ON HAND	TOTAL VALUE
FLAT FILE 150MM	STP08142523000	\$11.00	BEACON EQUIP	8	\$88.00
WOOD FILE HANDLE	STP08114907860	\$4.50	BEACON EQUIP	11	\$49.50
FILE SET 1/4		\$25.00	GEO SAWS	1	\$25.00
FILE HOLDER LP/MINI 1/4 4.00MM		\$25.00	GEO SAWS	1	\$25.00
FILE HOLDER 325 4.8MM 3/16		\$25.00	GEO SAWS	1	\$25.00
FILE HOLDER 3/8 5.2MM 13/64		\$25.00	GEO SAWS	1	\$25.00
FILE HOLDER 404 5.5 MM 7/32		\$25.00	GEO SAWS	1	\$25.00
CHAINSAW CHAIN	325/404/3/8/PICCO	\$990.00	BEACON EQUIP	0	\$0.00
CHAINSAW FILE 5/32 GUIDE	779-532	\$14.40	BEACON EQUIP	0	\$0.00
CHAINSAW FILE 3/16 GUIDE	779-316	\$14.40	BEACON EQUIP	0	\$0.00
CHAINSAW FILE 7/32 GUIDE	779-732	\$14.40	BEACON EQUIP	0	\$0.00
CHAINSAW FILE 5/32 (PK 3)	779-018	\$7.00	BEACON EQUIP	0	\$0.00
CHAINSAW FILE 3/16 (PK3)	779-019	\$7.00	BEACON EQUIP	0	\$0.00
CHAINSAW FILE 5/32 (PK3)	779-020	\$7.00	BEACON EQUIP	1	\$7.00
CHAINSAW FILE RND 200 X 4.0	STP5605 7743 4003	\$2.35	BEACON EQUIP	0	\$0.00
THREAD TAPE	100010001	\$0.70	PRIME INDUSTRIAL	16	\$11.20
CUTTING WEDGE STIHL	STP00008936802-6882-6884	\$17.20	BEACON EQUIP	0	\$0.00
PICCO CHAIN HT 101	STP3610 000 1640	\$35.00	BEACON EQUIP	0	\$0.00
PICCO CHAIN NEW HT103	STP3670 000 0064 (MSA 160)	\$52.50	STIHL BUSSELTON	12	\$630.00
3/8 READY 84L	STP3652 000 1640	\$30.52	BEACON EQUIP	0	\$0.00
3/8 READY 72L	STP3652 000 1640	\$55.00	GEO SAWS	10	\$550.00
404 READY	STP3629 000 1840	\$30.52	BEACON EQUIP	0	\$0.00
325 READY 68L		\$30.52	BEACON EQUIP	0	\$0.00
325 READY 67L	STP3960 000 1480	\$30.52	BEACON EQUIP	0	\$0.00
325 READY 62L	STP3960 000 1481	\$30.52	BEACON EQUIP	0	\$0.00
					\$13,607.08
TOTAL STORE:					\$33,710.93



FORMERHORN CONSUMABLES STOCK										
E017333 POLLS										
Line Type	Description	Ordered Qty	Account Number	Order Amt Inc	RECEIVED	DEL TO SITE	DEPOT STOCK HOLDING	UNIT COST	TOTAL VALUE	
Non Stock	C11 408 m pole	49.00000	120 C1148 1200 0041	40,574.20	49	11	2048 feet to be left loose	799.96	34,181.21	
Non Stock	C11 408 m pole	2.00000	120 C0904 1200 0012	1,467.40	2		0	461.93		
Non Stock	C11 408 m pole	2.00000	120 C1148 1200 0041	1,331.00	2		1 (all bolts broken loose)	661.93	489.63	
Non Stock	C11 408 m pole	2.00000	120 C0904 1200 0040	5,866.40	2		0	861.93		
Non Stock	C11 408 m pole	4.00000	120 C1148 1200 0041	3,335.80	4		0	861.93		
Non Stock	C11 408 m pole	5.00000	120 C0904 1200 0012	1,469.00	5		0	861.93		
Non Stock	Delivery	3.00000	120 C0904 1200 0080	59,445.40	80.00					
E017334 RING BOLTS										
Line Type	Description	Ordered Qty	Account Number	Order Amt Inc	RECEIVED	DEL TO SITE	DEPOT STOCK HOLDING			
Non Stock	Capped RBA (incl No. w/4732)	49.00000	120 C1148 1200 0041	11,558.80	49		10	264.03	2,640.29	
Non Stock	Capped RBA (incl No. w/4732)	2.00000	120 C0904 1200 0012	484.00	2			264.03		
Non Stock	C11 1148 1200 0041	2.00000	120 C1148 1200 0041	484.00	2			264.03		
Non Stock	C11 1148 1200 0080	2.00000	120 C0904 1200 0080	2,444.00	2			264.03		
Non Stock	Capped RBA (incl No. w/4732)	2.00000	120 C1148 1200 0041	968.00	4		2	264.03		
Non Stock	Capped RBA (incl No. w/4732)	3.00000	120 C0904 1200 0012	1,230.00	5			264.03		
Non Stock	Delivery	2.00000	120 C0904 1200 0080	1,120.00						
E017327 LIGHT HEADS										
Line Type	Description	Ordered Qty	Account Number	Order Amt Inc	RECEIVED	DEL TO SITE	DEPOT STOCK HOLDING			
Non Stock	42212 00 villa 1283 012 BIA 8000M CLD	49.00000	120 C1148 1200 0041	65,871.50	49		21	1,903.50	27,373.30	
Non Stock	42212 00 villa 1283 012 BIA 8000M CLD	2.00000	120 C0904 1200 0012	2,407.00	2		0	1,903.50		
Non Stock	42212 00 villa 1283 012 BIA 8000M CLD	2.00000	120 C1148 1200 0041	2,407.00	2		0	1,903.50		
Non Stock	42212 00 villa 1283 012 BIA 8000M CLD	7.00000	120 C0904 1200 0080	8,124.70	7		0	1,903.50		
Non Stock	42212 00 villa 1283 012 BIA 8000M CLD	4.00000	120 C1148 1200 0041	5,214.00	4		0	1,903.50		
Non Stock	42212 00 villa 1283 012 BIA 8000M CLD	5.00000	120 C0904 1200 0012	6,517.50	5		0	1,903.50		
				89,241.50						
E017330 BENCH SEATS										
Line Type	Description	Ordered Qty	Account Number	Order Amt Inc	RECEIVED	DEL TO SITE	DEPOT STOCK HOLDING			
Non Stock	HOPEA BKA 128F5	4	321 11300 1280	917.2	4		0	1,042.80		
P039312 LIGHT POLES										
Line Type	Description	Ordered Qty	Account Number	Order Amt Inc	RECEIVED	DEL TO SITE	DEPOT STOCK HOLDING			
Non Stock	LIGHTING GOOSE CAMPBARK	2	120 C0904 1280 0012	2,794.00000	2		2 (Base no bracket, 7mm head)	1,197.60	2,794.00	
P039300 LIGHT HEADS										
Line Type	Description	Ordered Qty	Account Number	Order Amt Inc	RECEIVED	DEL TO SITE	DEPOT STOCK HOLDING			
Non Stock	NAP90542 37W 4E	10	120 C0904 1280 0014	9,500.00	10		2	935.00	1,870.00	
								TOTAL FORMERHORN		
								89,353.00		

[illegible]

KEYS & PADLOCKS						
DESCRIPTION		PART NO	COST UNIT	SUPPLIER	ON HAND	TOTAL VALUE
500	KEY	GMK 500	\$22.00	SOUTHERN LOCK	26	\$572.00
500	KEY	SECWA	\$22.00	SOUTHERN LOCK	11	\$242.00
500	PADLOCK	SECWA	\$78.00	SOUTHERN LOCK	16	\$1,248.00
500	KEY	4A	\$16.50	SOUTHERN LOCK	4	\$66.00
500	KEY	9A	\$22.00	SOUTHERN LOCK	14	\$308.00
500	PADLOCK	9A	\$78.00	SOUTHERN LOCK	7	\$546.00
500	KEY	10	\$16.50	SOUTHERN LOCK	6	\$99.00
500	PADLOCK	10	\$78.00	SOUTHERN LOCK	1	\$78.00
500	KEY	11	\$22.00	SOUTHERN LOCK	1	\$22.00
500	PADLOCK	11	\$78.00	SOUTHERN LOCK	2	\$156.00
500	KEY	18A	\$22.00	SOUTHERN LOCK	6	\$132.00
500	PADLOCK	18A	\$78.00	SOUTHERN LOCK	6	\$468.00
500	KEY	19A	\$22.00	SOUTHERN LOCK	3	\$66.00
500	PADLOCK	19A	\$78.00	SOUTHERN LOCK	2	\$156.00
500	KEY	20A	\$22.00	SOUTHERN LOCK	3	\$66.00
500	PADLOCK	20A	\$78.00	SOUTHERN LOCK	6	\$468.00
500	KEY	22	\$22.00	SOUTHERN LOCK	5	\$110.00
500	PADLOCK	22	\$78.00	SOUTHERN LOCK	5	\$390.00
500	KEY	23	\$22.00	SOUTHERN LOCK	0	\$0.00
500	PADLOCK	23	\$78.00	SOUTHERN LOCK	1	\$78.00
500	KEY	24	\$22.00	SOUTHERN LOCK	2	\$44.00
500	PADLOCK	24	\$78.00	SOUTHERN LOCK	6	\$468.00
500	KEY	25	\$22.00	SOUTHERN LOCK	3	\$66.00
500	PADLOCK	25	\$78.00	SOUTHERN LOCK	4	\$312.00
500	KEY	26	\$22.00	SOUTHERN LOCK	9	\$198.00
500	PADLOCK	26	\$78.00	SOUTHERN LOCK	16	\$1,248.00
500	KEY	27	\$22.00	SOUTHERN LOCK	0	\$0.00
500	PADLOCK	27	\$78.00	SOUTHERN LOCK	6	\$468.00
500	KEY	27A	\$22.00	SOUTHERN LOCK	9	\$198.00
500	PADLOCK	27A	\$78.00	SOUTHERN LOCK	1	\$78.00
500	KEY	35	\$22.00	SOUTHERN LOCK	3	\$66.00
500	PADLOCK	35	\$78.00	SOUTHERN LOCK	6	\$468.00
500	KEY	56	\$22.00	SOUTHERN LOCK	4	\$88.00

KEYS & PADLOCKS

DESCRIPTION		PART NO	COST UNIT	SUPPLIER	ON HAND	TOTAL VALUE
500	PADLOCK	56	\$78.00	SOUTHERN LOCK	8	\$624.00
500	KEY	57	\$22.00	SOUTHERN LOCK	0	\$0.00
500	PADLOCK	57	\$78.00	SOUTHERN LOCK	0	\$0.00
500	KEY	58	\$22.00	SOUTHERN LOCK	3	\$66.00
500	PADLOCK	58	\$78.00	SOUTHERN LOCK	3	\$234.00
500	KEY	59	\$22.00	SOUTHERN LOCK	11	\$242.00
500	PADLOCK	59	\$78.00	SOUTHERN LOCK	2	\$156.00
500	KEY	65	\$22.00	SOUTHERN LOCK	4	\$88.00
500	PADLOCK	65	\$78.00	SOUTHERN LOCK	0	\$0.00
500	KEY	66	\$22.00	SOUTHERN LOCK	2	\$44.00
500	PADLOCK	66	\$78.00	SOUTHERN LOCK	4	\$312.00
500	KEY	67	\$22.00	SOUTHERN LOCK	7	\$154.00
500	PADLOCK	67	\$78.00	SOUTHERN LOCK	4	\$312.00
500	KEY	68	\$22.00	SOUTHERN LOCK	10	\$220.00
500	PADLOCK	68	\$78.00	SOUTHERN LOCK	0	\$0.00
500	KEY	69	\$22.00	SOUTHERN LOCK	3	\$66.00
500	PADLOCK	69	\$78.00	SOUTHERN LOCK	9	\$702.00
500	KEY	BP162	\$22.00	SOUTHERN LOCK	4	\$88.00
500	PADLOCK	BP162	\$78.00	SOUTHERN LOCK	1	\$78.00
						<b>\$12,359.00</b>
11	KEY	MK11	\$22.00	LOCK AROUND THE CLOCK	10	\$220.00
11	KEY	11.1	\$22.00	LOCK AROUND THE CLOCK	12	\$264.00
11	PADLOCK	11.1	\$78.00	LOCK AROUND THE CLOCK	5	\$390.00
11	KEY	11.2	\$22.00	LOCK AROUND THE CLOCK	12	\$264.00
11	PADLOCK	11.2	\$78.00	LOCK AROUND THE CLOCK	1	\$78.00
11	KEY	11.3	\$22.00	LOCK AROUND THE CLOCK	19	\$418.00
11	PADLOCK	11.3	\$78.00	LOCK AROUND THE CLOCK	4	\$312.00
11	KEY	11.5	\$22.00	LOCK AROUND THE CLOCK	9	\$198.00
11	PADLOCK	11.5	\$78.00	LOCK AROUND THE CLOCK	5	\$390.00
11	KEY	11.6	\$22.00	LOCK AROUND THE CLOCK	10	\$220.00
11	PADLOCK	11.6	\$78.00	LOCK AROUND THE CLOCK	4	\$312.00
11	KEY	11.8	\$22.00	LOCK AROUND THE CLOCK	11	\$242.00
11	PADLOCK	11.8	\$78.00	LOCK AROUND THE CLOCK	1	\$78.00
11	KEY	11.9	\$22.00	LOCK AROUND THE CLOCK	4	\$88.00



KEYS & PADLOCKS						
DESCRIPTION		PART NO	COST UNIT	SUPPLIER	ON HAND	TOTAL VALUE
11	PADLOCK	11.9	\$78.00	LOCK AROUND THE CLOCK	1	\$78.00
11	KEY	11.10	\$22.00	LOCK AROUND THE CLOCK	5	\$110.00
11	PADLOCK	11.10	\$78.00	LOCK AROUND THE CLOCK	2	\$156.00
11	KEY	11.11	\$22.00	LOCK AROUND THE CLOCK	4	\$88.00
11	PADLOCK	11.11	\$78.00	LOCK AROUND THE CLOCK	0	\$0.00
11	KEY	11.12	\$22.00	LOCK AROUND THE CLOCK	14	\$308.00
11	PADLOCK	11.12	\$78.00	LOCK AROUND THE CLOCK	8	\$624.00
11	KEY	11.13	\$22.00	LOCK AROUND THE CLOCK	9	\$198.00
11	PADLOCK	11.13	\$78.00	LOCK AROUND THE CLOCK	1	\$78.00
11	KEY	11.14	\$22.00	LOCK AROUND THE CLOCK	3	\$66.00
11	PADLOCK	11.14	\$78.00	LOCK AROUND THE CLOCK	0	\$0.00
11	KEY	11.15	\$22.00	LOCK AROUND THE CLOCK	7	\$154.00
11	PADLOCK	11.15	\$78.00	LOCK AROUND THE CLOCK	0	\$0.00
11	KEY	11.16	\$22.00	LOCK AROUND THE CLOCK	7	\$154.00
11	PADLOCK	11.16	\$78.00	LOCK AROUND THE CLOCK	0	\$0.00
11	KEY	11.17	\$22.00	LOCK AROUND THE CLOCK	7	\$154.00
11	PADLOCK	11.17	\$78.00	LOCK AROUND THE CLOCK	0	\$0.00
11	KEY	11.18	\$22.00	LOCK AROUND THE CLOCK	3	\$66.00
11	PADLOCK	11.18	\$78.00	LOCK AROUND THE CLOCK	0	\$0.00
11	KEY	11.19	\$22.00	LOCK AROUND THE CLOCK	6	\$132.00
11	PADLOCK	11.19	\$78.00	LOCK AROUND THE CLOCK	1	\$78.00
11	KEY	11.20	\$22.00	LOCK AROUND THE CLOCK	7	\$154.00
11	PADLOCK	11.20	\$78.00	LOCK AROUND THE CLOCK	2	\$156.00
11	KEY	11.21	\$22.00	LOCK AROUND THE CLOCK	7	\$154.00
11	PADLOCK	11.21	\$78.00	LOCK AROUND THE CLOCK	2	\$156.00
11	KEY	11.22	\$22.00	LOCK AROUND THE CLOCK	6	\$132.00
11	PADLOCK	11.22	\$78.00	LOCK AROUND THE CLOCK	0	\$0.00
11	KEY	11.23	\$22.00	LOCK AROUND THE CLOCK	5	\$110.00
11	PADLOCK	11.23	\$78.00	LOCK AROUND THE CLOCK	0	\$0.00
11	KEY	10.7	\$22.00	LOCK AROUND THE CLOCK	7	\$154.00
11	PADLOCK	10.7	\$78.00	LOCK AROUND THE CLOCK	0	\$0.00
						<b>\$6,934.00</b>
12	KEY	MK12	\$22.00	LOCK AROUND THE CLOCK	8	\$176.00
12	KEY	12.1	\$22.00	LOCK AROUND THE CLOCK	9	\$198.00

**KEYS & PADLOCKS**

DESCRIPTION	PART NO	COST UNIT	SUPPLIER	ON HAND	TOTAL VALUE
12 PADLOCK	12.1	\$78.00	LOCK AROUND THE CLOCK	2	\$156.00
12 KEY	12.2	\$22.00	LOCK AROUND THE CLOCK	7	\$154.00
12 PADLOCK	12.2	\$78.00	LOCK AROUND THE CLOCK	0	\$0.00
12 KEY	12.3	\$22.00	LOCK AROUND THE CLOCK	5	\$110.00
12 PADLOCK	12.3	\$78.00	LOCK AROUND THE CLOCK	0	\$0.00
12 KEY	12.4	\$22.00	LOCK AROUND THE CLOCK	6	\$132.00
12 PADLOCK	12.4	\$78.00	LOCK AROUND THE CLOCK	0	\$0.00
12 KEY	12.5	\$22.00	LOCK AROUND THE CLOCK	6	\$132.00
12 PADLOCK	12.5	\$78.00	LOCK AROUND THE CLOCK	4	\$312.00
12 KEY	12.10	\$22.00	LOCK AROUND THE CLOCK	0	\$0.00
12 PADLOCK	12.10	\$78.00	LOCK AROUND THE CLOCK	0	\$0.00

**\$1,370.00**

BIN LOCKS

**TOTAL KEYS & PADLOCKS: \$20,663.00**

[illegible]

FIRE TENDER						
PART NUMBER	PART DESCRIPTION	SUPPLIER	UNIT COST	MIN STK	QUANT	TOTAL VALUE
A250	CAMLOCK	BUSO HYDRAULICS	\$ 12.00	2	1	\$ 12.00
A300	CAMLOCK	BUSO HYDRAULICS	\$ 15.00		1	\$ 15.00
C200	CAMLOCK	BUSO HYDRAULICS	\$ 17.00		2	\$ 34.00
D200	CAMLOCK	BUSO HYDRAULICS	\$ 17.00		2	\$ 34.00
D250	CAMLOCK	BUSO HYDRAULICS	\$ 18.00		2	\$ 36.00
D300	CAMLOCK	BUSO HYDRAULICS	\$ 21.00		1	\$ 21.00
D400	CAMLOCK	BUSO HYDRAULICS	\$ 30.00		1	\$ 30.00
E200	CAMLOCK	BUSO HYDRAULICS	\$ 12.00		2	\$ 24.00
F200	CAMLOCK	BUSO HYDRAULICS	\$ 12.00		1	\$ 12.00
F250	CAMLOCK	BUSO HYDRAULICS	\$ 15.00		7	\$ 105.00
F300	CAMLOCK	BUSO HYDRAULICS	\$ 18.00		4	\$ 72.00
FD20	BLACKOUT NOZZLE 20MM BSPM	BELL FIRE	\$ 95.00	2	2	\$ 190.00
FD25	BLACKOUT NOZZLE 25MM BSPM	BELL FIRE	\$ 140.00	2	5	\$ 700.00
BICS	BIC RUBBER SEAL BLACK	BELL FIRE	\$ 8.00	15	13	\$ 104.00
BL-H-223	SEAL KIT ROTARY ACTUATOR 2.5" - (RAM SEALS)	BUCHER	\$ 42.44		7	\$ 297.08
BV250	BALL VALVE 2 1/2"	BUSO HYDRAULICS	\$ 15.00	0	5	\$ 75.00
CLRS75	CAM LOCK RUBBER SEAL 3/4"	BUSO HYDRAULICS	\$ 0.50	4	9	\$ 4.50
CLRS100	CAM LOCK RUBBER SEAL 1"	BUSO HYDRAULICS	\$ 0.50	4	23	\$ 11.50
CLRS125	CAM LOCK RUBBER SEAL 1 1/4"	BUSO HYDRAULICS	\$ 1.00	4	13	\$ 13.00
CLRS200	CAM LOCK RUBBER SEAL 2"	BUSO HYDRAULICS	\$ 8.00	4	6	\$ 48.00
CLRS250	CAM LOCK RUBBER SEAL 2 1/2"	BUSO HYDRAULICS	\$ 1.00	4	9	\$ 9.00
CLRS300	CAM LOCK RUBBER SEAL 3"	BUSO HYDRAULICS	\$ 2.00	4	6	\$ 12.00
CV10	CHECK VALVE 10MM SPRING LOADED	COVS	\$ 17.00	1	4	\$ 68.00
CV15	CHECK VALVE 15MM SPRING LOADED	COVS	\$ 18.00	2	1	\$ 18.00
PBX063XJ-BI-DIN	WATER PRESSURE GAUGE 0-25 BAR	TECHNIFIRE 2000	\$ 133.50	1	1	\$ 133.50
PBX100XJ-BIN-DIN	WATER PRESSURE GAUGE 0-25 BAR	TECHNIFIRE 2001	\$ 150.00	1	1	\$ 150.00
S2519F	STORTZ 25MM X 19MM FEMALE BSP	BELL FIRE	\$ 30.00	6	3	\$ 90.00
S2525F	STORTZ 25MM X 25MM FEMALE BSP	BELL FIRE	\$ 20.00	6	14	\$ 280.00
S2519M	STORTZ 25MM X 19MM HOSE TAIL	BELL FIRE	\$ 35.00	4	3	\$ 105.00
S2525M	STORTZ 25MM X 19MM MALE BSP	BELL FIRE	\$ 30.00	4	6	\$ 180.00
S2519T	STORTZ 25MM 25MM HOSE TAIL	BELL FIRE	\$ 32.00	4	2	\$ 64.00
S2525T	STORTZ 25MM 25MM HOSE TAIL	BELL FIRE	\$ 24.00	4	6	\$ 144.00
SL150	FIRE NOZZLE RED PLASTIC	BELL FIRE	\$ 25.00	0	2	\$ 50.00
SPWTHK	RED STANDPIPE WASHER	MERCURY FS	\$ 18.70	6	27	\$ 504.90
SPWTHN	RED STANDPIPE WASHER 67 X 15MM	MERCURY FS	\$ 16.50	6	7	\$ 115.50



TOTAL FIRE TENDER:	\$	7,763.38
--------------------	----	----------

DUNSBOROUGH DEPOT					
DESCRIPTION	PART NO	COST UNIT	SUPPLIER	QUANT	TOTAL VALUE
ARMORALL 250ML	726567	9.45	BLACKWOOD	4	\$37.80
GLOVES NEXUS FOAM SMALL(8)	P40015	\$2.75	L & H	36	\$99.00
GLOVES NEXUS FOAM MED (9)	P&AMDNPFD-9	\$3.84	L & H	36	\$138.24
GLOVES NEXUS FOAM LARGE (10)	P&AMDNPFD-10	\$3.84	L & H	12	\$46.08
GLOVES NEXUS FOAM LARGE XL	P&AMDNPFD-11	\$3.84	L & H	24	\$92.16
BARRIER MESH	o2577557	\$126.62	BLACKWOOD	0	\$0.00
BARRIER MESH	o0658036	\$43.70	BLACKWOOD	0	\$0.00
GLOVES RIGGERS PRO BOSS L	CGL41BL/L	\$5.00	HEATLEYS	24	\$120.00
GLOVES RIGGERS (WARRIOR)	CGL41BL/XL	\$4.40	HEATLEYS	24	\$105.60
GLOVES RIGGERS (WARRIOR)	CGL41BL/M	\$5.40	HEATLEYS	42	\$226.80
RED DIP 270 MM	VALP227.L	\$2.33	HEATLEYS	24	\$55.92
RED DIP 450 MM	VALP254L	\$2.66	HEATLEYS	48	\$127.68
FLAG BUNTING	O0880719	\$9.80	BLACKWOOD	8	\$78.40
FLY NET	O4225136	\$1.88	BLACKWOOD	11	\$20.68
DYMARK PAINT (BLU-WHT-PNK)	DYM400135..	\$4.41		125	\$551.25
GRAPHITE DRY (DYMARK)	DYM42031502-BU	\$8.96	L&H	6	\$53.76
GRAPHITE - DRY PTFE CLEAR (DYMARK)	DYM42031501-BU (CLEAR)	\$9.02	L&H	12	\$108.24
FLAGGING TAPE	DYM477601	\$3.15	L & H	120	\$378.00
UVEX LENS WIPES (BX500)	SE-1003	\$153.25	HEATLEYS	1	\$153.25
500ML HAND CLEANER	H10-500	\$7.20	BLACKWOOD	5	\$36.00
CHOICECHEM HAND SANITISER 500ML		\$18.50	CHOICECHEM	10	\$185.00
DEB HAND SANITISER	AQUIM375ML	\$12.50	HEATLEYS	0	\$0.00
LIP BALM 12G SPF30+	PARLB12-BU	\$6.93	L & H	12	\$83.16
SUNSCREEN sensitive 50+		\$14.00	WE ARE FEEL GOOD	12	\$168.00
SUNSCREEN 50+		\$12.15	WE ARE FEEL GOOD	12	\$145.80
MR SHEEN POLISH		\$7.50	L & H	0	\$0.00
BIN BOMBS 10KG		\$91.30	BIN BOMBS	2	\$182.60
WINDSCREEN ADDITIVE	RWA375A	\$3.00	REPCO	0	\$0.00
MOOV 120ML INSECT REPELLANT	A-B10054-BU	\$6.05	L & H	3	\$18.15
MOOV 100GM INSECT REPELLANT GEL	A-B10704-BU	\$7.05	L & H	6	\$42.30
OFF TROPICAL	0051616	\$7.66	BLACKWOOD	8	\$61.28

DUNSBOROUGH DEPOT					
DESCRIPTION	PART NO	COST UNIT	SUPPLIER	QUANT	TOTAL VALUE
BAGS OF RAGS		\$15.00	THE MATCH FACTORY	2	\$30.00
GAFFA TAPE	04305666	\$7.00	BLACKWOOD	0	\$0.00
VARIOUS ELECTRICAL TAPE	TRFPVCBLALT	\$1.63	L & H	56	\$91.28
DUCT TAPE	204E48BLK	\$2.90	HEATLEYS	2	\$5.80
ELECTRICAL CAUTION TAPE	WATUMT100	\$17.60	L & H	1	\$17.60
CAUTION TAPE BLK/YELL	AST-7	\$5.00	HEATLEYS	2	\$10.00
DANGER CONSTRUCTION SIGN	100044441	\$15.00	PRIME INDUSTRIAL	4	\$60.00
DANGER TAPE	AST-2	\$9.00	HEATLEYS	23	\$207.00
SAFETY GLASSES CLEAR	06750214	\$3.30	LAWRENCE & HANSON	14	\$46.20
TRFCTO92BK	96MM CABLE TIE	\$3.30	L & H	6	\$19.80
TRFCTO140BK	142MM CABLE TIE	\$7.15	L & H	7	\$50.05
TRFCTO186BK	188MM CABLE TIE	\$8.15	L & H	8	\$65.20
CT300-4CB	300MM CABLE TIE	\$6.00	HEATLEYS	3	\$18.00
CT380-7CB	370MM CABLE TIE	\$15.00	HEATLEYS	2	\$30.00
TRFCTO363BK	380MM CABLE TIE	\$26.40	L & H	4	\$105.60
BM-08767	EDGER BLADES	\$2.53	ALLOY & STAINLESS	25	\$63.25
MSA226000-WH	HARD HAT	\$11.00	L & H	3	\$33.00
WPKITL/WPKITXL	RAIN COAT	\$25.00	HEATLEYS	5	\$125.00
DUPC10861-XL	COVERALL	\$7.59	L & H	28	\$212.52
HOWMAX-1	EAR PLUG	\$50.00	HEATLEYS	2	\$100.00
P&AEMADD	EARMUFF	\$33.00	HEATLEYS	3	\$99.00
TRAB56608	SHARPS CONTAINER	\$7.70	L & H	14	\$107.80
NITRILE GLOVES	GPAZBM/BL/BXL	\$28.00	L&H	5	\$140.00
GREASE GUN	RGGT450	\$89.00	REPCO	0	\$0.00
GREASE GUN	K29-01	\$105.42	REPCO	2	\$210.84
GREASE NIPPLE	ALE14513-CI (04311902)	\$9.62	BLACKWOOD	0	\$0.00
GREASE NIPPLE (KY)	KY	\$19.80	REPCO	2	\$39.60
GREASE HOSE L	A14552	\$31.90	REPCO	2	\$63.80
GREASE HOSE S		\$0.00	BLACKWOOD	0	\$0.00
GREASE CARTRIDGE	LIPLEX EP2/HD2	\$5.47	GEOGRAPHE PETROLEUM	48	\$262.56
TRIMMER LINE DIAMOND 2.4	BM-841	\$115.00	ALLOY & STAINLESS	0	\$0.00

DUNSBOROUGH DEPOT					
DESCRIPTION	PART NO	COST UNIT	SUPPLIER	QUANT	TOTAL VALUE
TRIMMER LINE RND 2.4	BM-820	\$115.00	ALLOY & STAINLESS	0	\$0.00
STIHL AUTO CUT 25-2	STP40027102108	\$48.84	BEACON EQUIP	0	\$0.00
STIHL AUTO CUT C 25-2	STP40027102196	\$50.28	BEACON EQUIP	0	\$0.00
STIHL SUPER CLEAN	STP70048710438	\$13.50	GEO SAWS	5	\$67.50
MS211	55 X 3/8	\$35.00	BEACON EQUIP	1	\$35.00
MS260 (P132067) CHAIN	67 X .325	\$35.00	BEACON EQUIP	0	\$0.00
PICCO CHAIN	STP36700000064	\$35.00	BEACON EQUIP	1	\$35.00
CHAINSAW BAR 12 " HT & KM	STP3005 000 3905	\$57.00	BEACON	1	\$57.00
STIHL WHIPPER CORD	STP0000 930 3401	\$53.00	BEACON EQUIP	0	\$0.00
FRESHNER AIR M/TREE	03428907	\$1.47	REPCO	30	\$44.10
10MM SILVER ROPE	05891663	\$72.16	BLACKWOOD	0	\$0.00
LUMBER CRAYON	O4035709	\$0.80	BLACKWOOD	0	\$0.00
P2 MASK (BOX 20) BLACKCHROME	P&APC822	\$82.50	L&H	2	\$165.00
GRAFFITI MUCK OFF 500ML	1084726	\$28.79	BLACKWOOD	2	\$57.58
BIN LINER 240LTR	LDBIN240HRH-WA (BGF028)	\$44.40	PRESTIGE PRODUCTS	3	\$133.20
WINDEX		\$5.00		2	\$10.00
					\$5,986.63
PLAYGROUND UNIT	E006356	\$27,000.00	KOPMAN Co	1	\$ 27,000.00
TURF CRICKET CLAY	1 TONNE	\$400.75	WACA	6	\$ 2,404.50
COIR GEOTEX MESH MATT	2M X 25MTR	\$191.50	BUSS BUILDING	13	\$ 2,489.50
85136	CITY BIN 240 LTR	\$63.80	DAVID GRAY	0	\$ -
					\$ 31,894.00
240L BINS (RED)		\$70.15	DAVID GREY	25	\$1,753.75
240L BINS (GREEN)		\$70.15	DAVID GREY	10	\$701.50
240L (YELLOW)		\$70.15	DAVID GREY	11	\$771.65
					\$3,226.90
STREET LIGHTS					



DESCRIPTION	DUNSBOROUGH DEPOT		SUPPLIER	QUANT	TOTAL VALUE
	PART NO	COST UNIT			
VISTA				19	
SYLANIA				2	
NX42113				2	
3BLH0192				4	
58-104 FX LAMP				4	
300 PIPES	CEMENT PRODUCTS	\$196.00	MJB	0	\$0.00
600 PIPES	CEMENT PRODUCTS	\$594.00	MJB	0	\$0.00
1090X900 TANK	CEMENT PRODUCTS	\$335.00	MJB	0	\$0.00
SIDE ENTRIES	CEMENT PRODUCTS	\$143.00	MJB	0	\$0.00
1300 BASES	CEMENT PRODUCTS	\$105.00	MJB	0	\$0.00
1350 BASES	CEMENT PRODUCTS	\$112.00	MJB	0	\$0.00
1200 RAISED GRATE	CEMENT PRODUCTS	\$365.00	MJB	0	\$0.00
1200 X150MM JP COVER	CEMENT PRODUCTS	\$145.00	MJB	0	\$0.00
					\$0.00
TOTAL DUNSBOROUGH DEPOT:					\$41,107.53

**7. GENERAL DISCUSSION ITEMS**

Mr Nottle discussed with the Committee the contents of a letter sent to the Honourable David Templeman MLA in respect to the Local Government Response to COVID-19.

**8. NEXT MEETING DATE**

Wednesday, 10 February 2021.

**9. CLOSURE**

The meeting closed at 9.41am.

THESE MINUTES CONSISTING OF PAGES 1 TO 110 WERE CONFIRMED AS A TRUE AND CORRECT RECORD ON WEDNESDAY, 10 FEBRUARY 2021.

DATE: 10/2/2021 PRESIDING MEMBER: 