



Finance Committee Agenda

2 June 2016

ALL INFORMATION AVAILABLE IN VARIOUS FORMATS ON REQUEST


CITY OF BUSSELTON

MEETING NOTICE AND AGENDA – 2 JUNE 2016

TO: THE MAYOR AND COUNCILLORS

NOTICE is given that a meeting of the Finance Committee will be held in the Meeting Room One, Community Resource Centre, 21 Cammilleri Street, Busselton on Thursday, 2 June 2016, commencing at 9.30am.

The attendance of Committee Members is respectfully requested.



MIKE ARCHER

CHIEF EXECUTIVE OFFICER

27 May 2016

CITY OF BUSSELTON

AGENDA FOR THE FINANCE COMMITTEE MEETING TO BE HELD ON 2 JUNE 2016

TABLE OF CONTENTS

ITEM NO.	SUBJECT	PAGE NO.
1.	DECLARATION OF OPENING AND ANNOUNCEMENT OF VISITORS.....	4
2.	ATTENDANCE	4
3.	PUBLIC QUESTION TIME.....	4
4.	DISCLOSURE OF INTERESTS	4
5.	CONFIRMATION OF MINUTES	4
5.1	Minutes of the Finance Committee Meeting held 5 May 2016	4
6.	REPORTS	5
6.1	FINANCE COMMITTEE INFORMATION BULLETIN - PERIOD ENDING 30 APRIL 2016	5
6.2	LIST OF PAYMENTS MADE - APRIL 2016	10
6.3	FINANCIAL ACTIVITY STATEMENTS - PERIOD ENDED 30 APRIL 2016	31
7.	GENERAL DISCUSSION ITEMS	52
8.	NEXT MEETING DATE	52
9.	CLOSURE	52

1. **DECLARATION OF OPENING AND ANNOUNCEMENT OF VISITORS**

2. **ATTENDANCE**

Apologies

Approved Leave of Absence

Nil

3. **PUBLIC QUESTION TIME**

4. **DISCLOSURE OF INTERESTS**

5. **CONFIRMATION OF MINUTES**

5.1 **Minutes of the Finance Committee Meeting held 5 May 2016**

RECOMMENDATION

That the Minutes of the Finance Committee Meeting held 5 May 2016 be confirmed as a true and correct record.

6. REPORTS

6.1 FINANCE COMMITTEE INFORMATION BULLETIN - PERIOD ENDING 30 APRIL 2016

SUBJECT INDEX:	Councillor's Information
STRATEGIC OBJECTIVE:	An organisation that is managed effectively and achieves positive outcomes for the community.
BUSINESS UNIT:	Engineering and Facilities Services
ACTIVITY UNIT:	Executive Services
REPORTING OFFICER:	Asset Coordinator - Dan Hall Financial Compliance Officer - Jeffrey Corker Governance Support Officer - Lisa Haste
AUTHORISING OFFICER:	Chief Executive Officer - Mike Archer
VOTING REQUIREMENT:	Simple Majority
ATTACHMENTS:	Attachment A Investment Report - Period Ending 30 April 2016

PRÉCIS

This report provides an overview of information that is considered of relevance to members of the Finance Committee, and also the Council.

INFORMATION BULLETIN

1. Investment Performance Report

Pursuant to the Council's Investment Policy, a report is to be provided to the Council on a monthly basis, detailing the investment portfolio in terms of performance and counterparty percentage exposure of total portfolio. The report is also to provide details of investment income earned against budget, whilst confirming compliance of the portfolio with legislative and policy limits.

As at 30 April 2016, the value of the City's invested funds totalled \$121.5M, up from \$120.6M as at 1 April.

During the month of April \$15.5M in term deposit funds matured. \$13.5M in deposits were renegotiated, for an average of 111 days at an average rate of 2.98%. \$2.0M in deposits were closed to provide funds for normal operational activity.

The balance of the 11am account (an intermediary account which offers immediate access to the funds compared to the term deposits and a higher rate of return compared to the cheque account) increased by \$2.5M.

Rates on offer upon the renegotiation of term deposits decreased during April as the market was anticipating an official rate cut by the RBA at the beginning of May. The RBA did cut rates by 0.25% and have indicated further rate cuts may be possible later in the year. Financial markets are pricing in further cuts and rates offered to date during May have further reduced.

2. Chief Executive Officer – Corporate Credit Card

Details of monthly transactions made on the Chief Executive Officer's corporate credit card are provided below to ensure there is appropriate oversight and awareness of credit card transactions made.

Date	Amount	Payee	Description
23-Mar-16	\$15.00	Zastam / Rise & Co Bakery	Morning Tea - Salaries & Allowance Tribunal
23-Mar-16	\$456.50	Al Forno Busselton	Post Council Meeting Dinner
24-Mar-16	\$203.98	Shutterstock	License Graphics for New Admin Building Window
24-Mar-16	\$605.00	Parks & Leisure Australia	PLA State Conference – Mersina Robinson
21-Apr-16	\$861.65	Vibe Hotel Darwin	*CEO Accommodation at LG CEO Group Meeting
22-Apr-16	\$836.98	Qantas Airways Ltd	*CEO Flights to LG CEO Group Meeting

**Funds debited against CEO Annual Professional Development Allowance as per employment Contract Agreement*

3. Voluntary Contributions/Donations (Income)

At its meeting of 22 September 2010, the Council adopted (C1009/329) its Voluntary Contributions/Donations Policy. This Policy requires that the Finance Committee be informed (via an information only bulletin) of any instances whereby voluntary contributions/ donations are approved by the Chief Executive Officer or jointly by the Mayor and Chief Executive Officer.

No voluntary contributions have been approved this financial year to date.

4. Donations/Contributions and Subsidies Fund (Sponsorship Fund – Payment of Funds)

Council resolved in April 2010 (C1004/132) a move towards a tiered system of funding and following the 6 October 2011 Finance Committee meeting, it was recommended to Council that the delegation to determine the allocations of sponsorship and donations from the sponsorship fund be revoked and be returned to the Chief Executive Officer to enable a more timely turnaround of sponsorship applications.

Current expenditure from the Donations, Contributions and Subsidies Fund (Sponsorship Fund) reveals:

- 70 applications for sponsorship have been received during this financial year.
- The average donation approved for the financial year is \$395.15
- There was 1 application for sponsorship received or assessed during April 2016.
- Expenditure from the Donations, Contributions and Subsidies Fund (Sponsorship Fund) for the financial year totals \$28,055.91.
- Total budget for the Donations, Contributions and Subsidies Fund (Sponsorship Fund) is \$36,830.00.

App. No.	Recipient	Purpose	Amount
71/1516	Busselton Woodturners	Funds to assist with hall hire at Churchill Park and the soccer club for the Woodturners workshop. The workshop showcases local woodturners and brings other woodturners to the City. (approx. 100 people estimated to attend)	\$500

Asset Management Report

Signage Asset Management Plan

Data collection for signage has now been completed in preparation for modelling and finalisation of the signage asset management plan. The plan will be completed using a combination of information collected via site as well as desktop analysis undertaken during the recent fair value assessment.

Between the signs collected in the field and those collated via the desktop analysis, a total of around 6,300 signs are located within the City and districts that are under City management and control, at an estimated replacement (including installation) cost of \$2.6M.

This total includes such signs as parking, dog control and other City regulatory signs, tourist directional, footpath and cycleway signage, street and road name signage and advanced warning signage. These are further outlined below.

Large

Signs allocated as large signs are a mixture of uses however are all displayed as large signs, attracting a similar replacement cost – they have been grouped together for this reason. These signs generally contain either multiple messages of a lot of information to be disseminated to the public.

Directional

Directional signage has been defined as signage which provides information to both tourists and locals as to the location of important landmarks, businesses, nature reserves, sporting clubs etc. They also give direction for things such as car parks and public toilets also.

Footpath and Cycleway Signage

Footpath and cycleway signage is located mainly along Dual Use Paths (paths designated for both cycling and walking). This signage provides information for the users as well as outlining some rules and regulations to be adhered to when travelling along the paths. The bulk of these signs are located along the coastal Dual Use paths between Port Geographe in Busselton to Dunsborough.

Council Regulations

Signs under the council regulations category are signs that provide information and guidance to the public in terms of what activities are not allowed at the designated area. This includes dog exercise areas, prohibited camping zones, boat launch and ski areas.

Street and Road Name Plate

Street and Road Name Plates are used for the purpose of providing the road user with the names of each and every road. These signs are essential and the road network would not function without them.

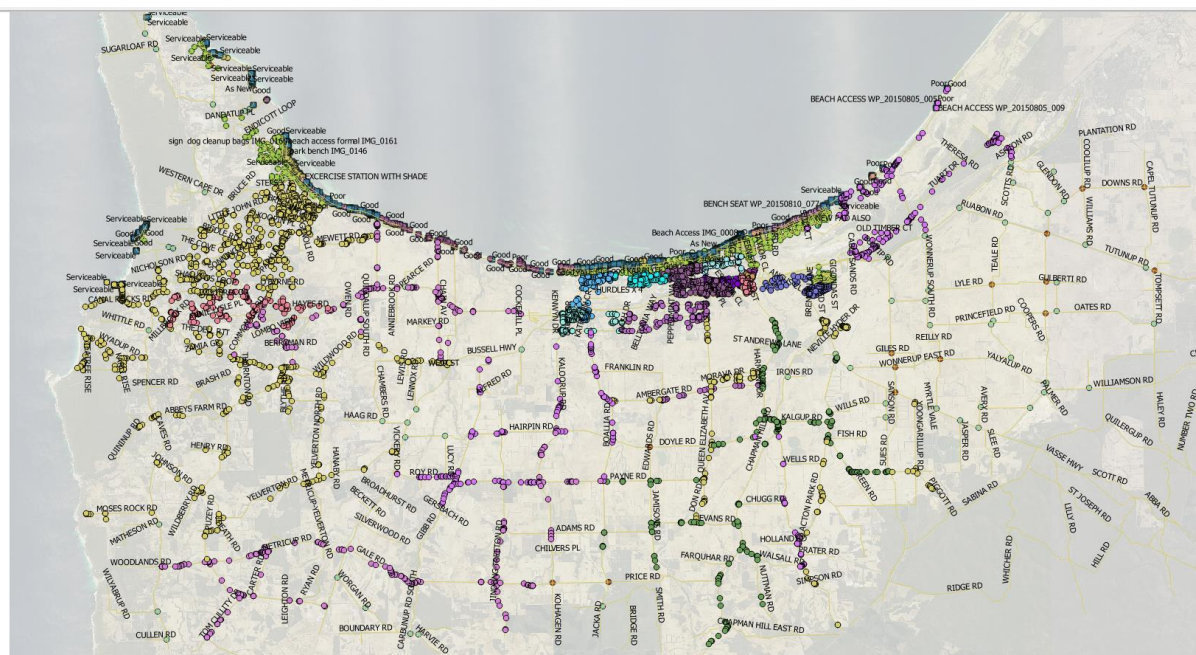
Advanced Warning

Advanced warning signs provide guidance to road users of approaching potential hazards and to proceed with caution. This includes things such as school bus turnarounds, concealed driveways, narrowing road, approaching cross roads etc.

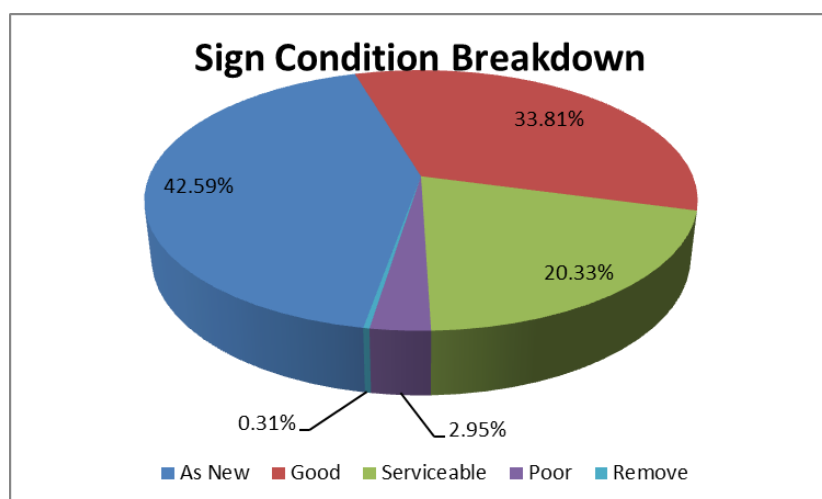
Of the total 6,300 signs, data for 4,500 has been collected via a site visit and condition inspection. The inspection has been undertaken using GPS technology, allowing the information to be represented in a map format as an addition to the data being used for modelling of ongoing renewal requirements for signs. Below is an example showing the data collected in map format, each dot

representing a sign within the City and containing information such as sign type and wording, condition score and exact geo referenced location.

The process of providing the information in map format also, is part of an overall asset management improvement program which aims to make asset information more accessible to the whole organisation. Asset Information for different assets such as parks and gardens, buildings, roads, car parks etc. will also be able to be displayed together, making it easier to view how these assets link and work together.



The condition assessments undertaken have not noted any major condition related issues with the signs overall, with only 2.95% (135 signs) being in a poor condition and 0.31% (14 signs) being in a very poor condition. The bulk of the signs were in an As New or Good condition. A full breakdown of condition ratings is shown in the chart below.



Based on the condition information collected, it is unlikely that any large increases in signage renewal expenditure will be required for the current sign portfolio being managed by the City. However this will be discussed in more detail when the asset plan is presented for adoption.

OFFICER RECOMMENDATION

That the Finance Committee notes the Finance Committee Information Bulletin for the month of April 2016.



CITY OF BUSSELTON - INVESTMENT PERFORMANCE REPORT For the month of April 2016



11am Bank Account As at 30 April 2016

INSTITUTION	RATE	AMOUNT
ANZ 11am At Call Deposit	1.95%	\$ 6,000,000

Term Deposits - Miscellaneous Funds As at 30 April 2016

INSTITUTION	RATING	DAYS	MATURITY	RATE	AMOUNT
ANZ	AA	90	05-May-16	3.05%	\$ 4,500,000
NAB	AA	150	05-May-16	2.93%	\$ 3,000,000
Westpac	AA	90	05-May-16	3.03%	\$ 3,000,000
NAB	AA	120	10-May-16	3.05%	\$ 3,000,000
Westpac	AA	121	15-May-16	3.02%	\$ 1,500,000
ANZ	AA	182	17-May-16	2.90%	\$ 3,500,000
NAB	AA	150	23-May-16	3.04%	\$ 4,000,000
NAB	AA	91	30-May-16	2.98%	\$ 4,500,000
ANZ	AA	152	01-Jun-16	3.00%	\$ 3,000,000
Bank of Queensland	BBB	119	09-Jun-16	3.00%	\$ 2,000,000
ANZ	AA	92	09-Jun-16	3.05%	\$ 4,500,000
NAB	AA	122	14-Jun-16	3.00%	\$ 2,000,000
NAB	AA	120	23-Jun-16	3.03%	\$ 1,500,000
Westpac	AA	274	30-Jun-16	2.97%	\$ 4,500,000
CBA	AA	91	04-Jul-16	2.90%	\$ 4,500,000
Rural Bank	A	120	14-Jul-16	2.95%	\$ 1,500,000
NAB	AA	91	18-Jul-16	3.10%	\$ 1,500,000
ANZ	AA	124	18-Jul-16	2.95%	\$ 2,000,000
ANZ	AA	91	25-Jul-16	3.05%	\$ 3,000,000
Westpac	AA	122	21-Aug-16	2.91%	\$ 1,500,000
NAB	AA	152	22-Aug-16	3.13%	\$ 3,000,000
ANZ	AA	122	26-Aug-16	2.90%	\$ 2,000,000
Bendigo	A	153	14-Sep-16	3.00%	\$ 1,000,000
Westpac	AA	214	30-Oct-16	3.25%	\$ 4,500,000

Total of Term Deposits \$ 69,000,000

Airport Redevelopment Funds As at 30 April 2016

WA Treasury Corp. - Overnight Cash Deposit Facility	1.95%	\$ 4,000,000
WA Treasury Corp. - State Bonds 180 Days	2.35%	\$ 24,456,752
WA Treasury Corp. - State Bonds 366 Days	2.00%	\$ 12,000,000

Total of Airport Redevelopment Funds - WATC \$ 40,456,752

Westpac	AA	91 Days	05-May-16	3.03%	\$ 2,000,000
---------	----	---------	-----------	-------	--------------

Total of Airport Redevelopment Funds - Bank Term Deposits \$ 2,000,000

ANZ Cash Account	AA	NA	NA	2.00%	\$ 4,053,873
------------------	----	----	----	-------	--------------

Total of Airport Redevelopment Funds - Other \$ 4,053,873

Total of Airport Redevelopment Funds \$ 46,510,625

Interest Received \$ 577,531

Interest Accrued but not yet Received \$ 209,415

Total Interest Airport Funds as at month's end \$ 786,946

(Note: Funds held with the WATC are in accordance with the Airport Redevelopment Funding Contract and are not held within the requirements of the City's Investment Policy 218)

SUMMARY OF ALL INVESTMENTS HELD

	As at 1 year ago	As at 30 June 2015	As at 30 April 2016
11am Bank Account	\$ 4,700,000	\$ 10,990,000	\$ 6,000,000
Term Deposits - Misc. Funds	\$ 63,500,000	\$ 61,000,000	\$ 69,000,000
Airport Redevelopment - WATC Deposits	\$ -	\$ 45,933,094	\$ 40,456,752
Airport Redevelopment - Bank Term Deposit	\$ -	\$ -	\$ 2,000,000
Airport Redevelopment - Other Funds	\$ -	\$ -	\$ 4,053,873
Total of all Investments Held	\$ 68,200,000	\$ 117,923,094	\$ 121,510,625

TOTAL INTEREST RECEIVED AND ACCRUED \$ 1,690,318 \$ 2,002,864 \$ 1,439,897

INTEREST BUDGET \$ 1,825,000 \$ 2,190,000 \$ 1,303,128

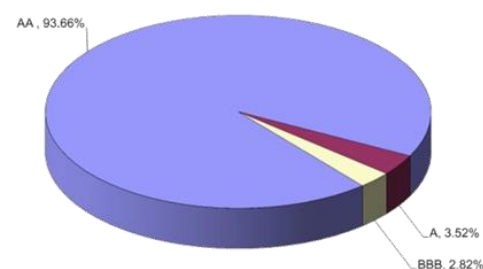
(Note: Interest figures relate to City general funds only and does not include interest allocated to specific areas such as the Airport Redevelopment)

Statement of Compliance with Council's Investment Policy 218

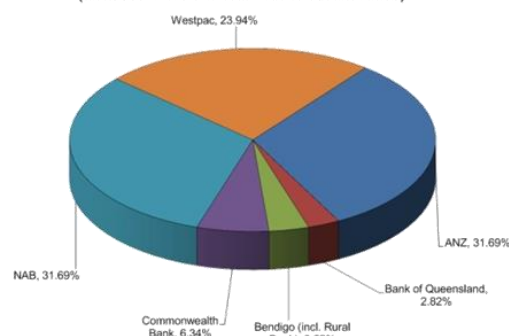
- All funds are to be invested within legislative limits. **Fully Compliant**
- All individual funds held within the portfolio are not to exceed a set percentage of the total portfolio value. **Fully Compliant**
- The amount invested based upon the Fund's Rating is not to exceed the set percentages of the total portfolio. **Fully Compliant**
- The amount invested based upon the Investment Horizon is not to exceed the set percentages of the total portfolio. **Fully Compliant**

Investment Graphs

Summary of Term Deposits by S & P Rating
(Excludes WATC and 11am Cash Account Funds)



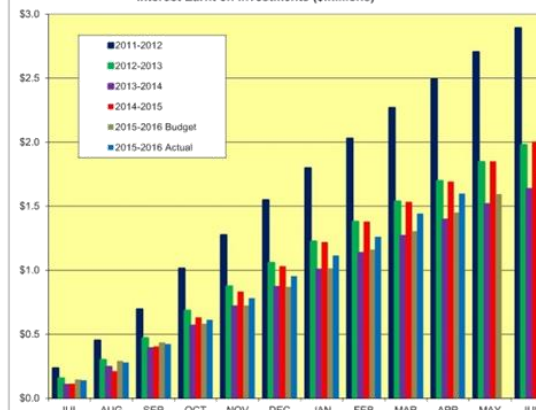
Summary of Term Deposits by Institution
(Excludes WATC and 11am Cash Account Funds)



Balance of Investments (\$millions)



Interest Earned on Investments (\$millions)



6.2 LIST OF PAYMENTS MADE - APRIL 2016

SUBJECT INDEX:	Financial Operations
STRATEGIC OBJECTIVE:	An organisation that is managed effectively and achieves positive outcomes for the community.
BUSINESS UNIT:	Finance and Information Technology
ACTIVITY UNIT:	Finance
REPORTING OFFICER:	Financial Accountant - Ehab Gowegati
AUTHORISING OFFICER:	Director, Finance and Corporate Services - Matthew Smith
VOTING REQUIREMENT:	Simple Majority
ATTACHMENTS:	Attachment A List of Payments Made - April 2016

PRÉCIS

This report provides details of payments made from the City's bank accounts for the month of April 2016, for noting by the Council and recording in the Council Minutes.

BACKGROUND

The Local Government (Financial Management) Regulations require that when the Council has delegated authority to the Chief Executive Officer to make payments from the City's bank accounts, that a list of payments made is prepared each month for presentation to, and noting by, Council.

STATUTORY ENVIRONMENT

Section 6.10 of the Local Government Act and more specifically, Regulation 13 of the Local Government (Financial Management) Regulations; refer to the requirement for a listing of payments made each month to be presented to the Council.

RELEVANT PLANS AND POLICIES

NA.

FINANCIAL IMPLICATIONS

NA.

Long-term Financial Plan Implications

NA.

STRATEGIC COMMUNITY OBJECTIVES

This matter principally aligns with Key Goal Area 6 – 'Open and Collaborative Leadership' and more specifically Community Objective 6.3 – 'An organisation that is managed effectively and achieves positive outcomes for the community'.

RISK ASSESSMENT

NA.

CONSULTATION

NA.

OFFICER COMMENT

NA.

CONCLUSION

NA.

OPTIONS


NA.

TIMELINE FOR IMPLEMENTATION OF OFFICER RECOMMENDATION

NA.

OFFICER RECOMMENDATION

That the Council notes payment of voucher numbers M112831 – M112923, EF045654 – EF046151, T007233 – T007235, and DD002727 – DD002758; together totaling \$6,887,743.33.



LISTING OF PAYMENTS MADE
UNDER DELEGATED AUTHORITY
FOR THE MONTH OF APRIL 2016

<u>MUNICIPAL ACCOUNT - APRIL 2016</u>				
<u>Date</u>	<u>Chq</u>	<u>Name</u>	<u>Description</u>	<u>Amount</u>
1/04/2016	112831	BUSSELTON WATER BOARD	WATER SERVICES	10,921.70
1/04/2016	112832-112833	SYNERGY	ELECTRICITY SUPPLIES	17,823.65
1/04/2016	112834	HARLEY DYKSTRA PTY LTD	REFUND OVERPAYMENT CLEARANCE FEE	73.00
1/04/2016	112835	LANDGATE (VALUER GENERAL'S OFFICE)	LAND VALUATIONS - LODGEMENT OF DOCUMENTS	164.00
1/04/2016	112836	CITY OF BUSSELTON	INTERNAL PAYMENT - INFRINGEMENT BPAY	250.00
7/04/2016	112837	TELSTRA CORPORATION	COMMUNICATION SERVICES	12,526.33
7/04/2016	112838	SYNERGY	ELECTRICITY SUPPLIES	2,864.90
7/04/2016	112839	DEPT OF THE ATTORNEY GENERAL	PROSECUTION NOTICES	633.60
8/04/2016	112841	CANCELLED	PRINTING ERROR	0.00
8/04/2016	112842	D W & S V ROBERTS	CONCRETE SERVICES - PRAM RAMPS & FOOTPATH	23,402.13
8/04/2016	112842	BJ & GK WILLIS	REFUND OF RATE OVERPAYMENT	543.64
11/04/2016	112843	JEFF MARSHALL	ART SALES	10.50
11/04/2016	112844	CR. R BENNETT	COUNCILLOR PAYMENT	2,180.00
11/04/2016	112845	OSCAR NEGUS	FIRE OFFICER HONORARIUM	189.80
11/04/2016	112846	DEPARTMENT OF TRANSPORT	PLANT REGISTRATION	84.65
11/04/2016	112847	MR A GUTHRIE	FIRE CONTROL OFFICER HONORARIUM	569.90
11/04/2016	112848	NATURALISTE COMMUNITY CENTRE PETTY CASH	PETTY CASH REIMBURSEMENT	96.25
11/04/2016	112849	THOMAS MAZEY	ART SALES	115.50
11/04/2016	112850	VINCENT TRIGLIA	ART SALES	108.00
11/04/2016	112851	SHIRLEY SCHOPPE	REFUND OF ANIMAL TRAP BOND	98.00
11/04/2016	112852	EMILY LEWIS	CROSSOVER SUBSIDY PAYMENT	154.30
11/04/2016	112853	B & M BUTTSWORTH	CROSSOVER SUBSIDY PAYMENT	167.90
11/04/2016	112854	AIDEN LONGBOTTOM	CROSSOVER SUBSIDY PAYMENT	297.70
11/04/2016	112855	T & T BIELBY	CROSSOVER SUBSIDY PAYMENT	167.90
11/04/2016	112856	D GUTHRIE	CROSSOVER SUBSIDY PAYMENT	297.70
11/04/2016	112857	M ROBERTSON & J SHUTTLEWORTH	CROSSOVER SUBSIDY PAYMENT	269.60
11/04/2016	112858	D & R RIGGS	CROSSOVER SUBSIDY PAYMENT	357.50
11/04/2016	112859	T & F LOCOCK	CROSSOVER SUBSIDY PAYMENT	267.80
11/04/2016	112860	D WESTELL	CROSSOVER SUBSIDY PAYMENT	337.40
11/04/2016	112861	M & C NEWMAN	CROSSOVER SUBSIDY PAYMENT	435.80
11/04/2016	112862	P & K MARSH	CROSSOVER SUBSIDY PAYMENT & BONDS	1,065.80
12/04/2016	112863	J BEARSBY & R GUNNING	CROSSOVER SUBSIDY PAYMENT	320.53

6.2

Attachment A

List of Payments Made - April 2016

14/04/2016	112864	CITY OF BUSSELTON	VARIOUS PAYROLL DEDUCTIONS	3,015.49
14/04/2016	112865	CALLOWS CORNER NEWS	STAFF SOCIAL CLUB - LOTTO	274.00
14/04/2016	112866	HOCKING HERITAGE STUDIO	HERITAGE ADVISORY SERVICE	1,875.02
14/04/2016	112867	MK HILL	REFUND OF RATE OVERPAYMENT	563.00
14/04/2016	112868	EH & AM SHIPWAY	REFUND OF RATE OVERPAYMENT	932.33
14/04/2016	112869	CLASSIC CONVEYANCING	REFUND OF RATE OVERPAYMENT	153.73
14/04/2016	112870	CC OVERTON	REFUND OF RATE OVERPAYMENT	735.70
14/04/2016	112871	PJ WOLNY	REFUND OF RATE OVERPAYMENT	281.50
14/04/2016	112872	AG BUSSELL	REFUND OF RATE OVERPAYMENT	284.71
14/04/2016	112873	JM LAMBERT	REFUND OF RATE OVERPAYMENT	301.71
14/04/2016	112874	GM CULLEN	REFUND OF RATE OVERPAYMENT	305.09
14/04/2016	112875	CA ALDER	REFUND OF RATE OVERPAYMENT	801.58
14/04/2016	112876	MJV JAMIESON	REFUND OF RATE OVERPAYMENT	563.00
14/04/2016	112877	PA & GR GREAVES	REFUND OF RATE OVERPAYMENT	910.86
14/04/2016	112878	SD SACH	REFUND OF RATE OVERPAYMENT	910.86
14/04/2016	112879	TH RODWELL	REFUND OF RATE OVERPAYMENT	823.54
14/04/2016	112880	KR & SA GRIFFITHS	REFUND OF RATE OVERPAYMENT	735.69
14/04/2016	112881	PJ FULLERTON	REFUND OF RATE OVERPAYMENT	907.56
14/04/2016	112882	ME COTTRELL	REFUND OF RATE OVERPAYMENT	628.77
14/04/2016	112883	GH MORRISS	REFUND OF RATE OVERPAYMENT	946.45
14/04/2016	112884	DM CANT	REFUND OF RATE OVERPAYMENT	878.44
14/04/2016	112885	CANCELLED	PRINTING ERROR	0.00
14/04/2016	112886	E & EJ FERGUSON	REFUND OF RATE OVERPAYMENT	433.75
14/04/2016	112887	GEOGRAPHE LEISURE CENTRE - PETTY CASH	PETTY CASH REIMBURSEMENT	195.39
14/04/2016	112888	BUSSELTON WATER BOARD	WATER SERVICES	5,277.00
15/04/2016	112889	TELSTRA CORPORATION	COMMUNICATION SERVICES	105.00
15/04/2016	112890	SYNERGY	ELECTRICITY SUPPLIES	78,909.45
15/04/2016	112891	SIMTO RESOURCES LTD	RATE REFUNDS - MINING TENEMENTS SURRENDERED	1,843.38
21/04/2016	112892	BUSSELTON WOOD TURNERS	DONATION - WOODTURNING WORKSHOP HIRE FEES	243.50
21/04/2016	112893	CITY OF BUSSELTON	INTERNAL PAYMENT - RATE, HEALTH PAYMENTS	2,087.57
21/04/2016	112894	DEPARTMENT OF TRANSPORT	PLANT REGISTRATION	84.65
21/04/2016	112895	DEPARTMENT OF TRANSPORT	PLANT REGISTRATION	110.00
21/04/2016	112896	ARTGEO PETTY CASH	PETTY CASH REIMBURSEMENT	98.15
21/04/2016	112897	DUNSBOROUGH ARTS SOCIETY	REFUND OF HALL DEPOSITS	185.00
21/04/2016	112898	THE FOUR DIRECTIONS	REFUND OF HALL DEPOSITS	185.00
21/04/2016	112899	SANTINE DEVELOPMENTS PTY LTD	REFUND OF RATE OVERPAYMENT	5,803.23
21/04/2016	112900	SOUTHWEST INDONESIAN COMMUNITY	REFUND OF HALL DEPOSITS	185.00

21/04/2016	112901	HOOLEE DOOLEEZ VARIETY & VALUE	YOUTH RESOURCES FOR ACTIVITY	120.00
22/04/2016	112902	LINDSAY DELAHAUNTY CONSULTING	CONSULTING SERVICES - COMPLIANCE AUDIT	2,860.00
22/04/2016	112903	HERITAGE COUNTRY MOTEL	ACCOMMODATION - STAFF TRAINING	145.00
22/04/2016	112904	BUSSELTON WATER BOARD	WATER SERVICES	2,733.86
22/04/2016	112905	CALLOWS CORNER NEWSAGENCY	NEWSAGENCY / STATIONERY SUPPLIES	111.60
22/04/2016	112906	TELSTRA CORPORATION	COMMUNICATION SERVICES	7,699.75
22/04/2016	112907	CITY OF BUSSELTON	FOOD BUSINESS REGISTRATION - GLC CAFÉ	60.00
22/04/2016	112908	AUSTRALIAN COMMUNICATIONS & MEDIA AUTHORITY	RADIO LICENCE	112.00
22/04/2016	112909	SUBWAY	CATERING - FIRST AID TRAINING	155.00
22/04/2016	112910	RAWLINSON PUBLISHING	PUBLISHING SERVICES - CONSTRUCTION HANDBOOK	410.00
22/04/2016	112911	SOUTH WEST CYCLES	RECHARGABLE LIGHT FOR DRAINAGE INSPECTIONS	150.00
22/04/2016	112912	FRED ROSE EXCAVATOR HIRE	EARTHMOVING - WASTE FACILITY & ROADWORKS	29,463.50
	112913	CANCELLED	PRINTING ERROR	0.00
22/04/2016	112914	SASHA FILIPAK	REFUND DOG REGISTRATION - NOW STERILISED	150.00
	112915-112916	CANCELLED	PRINTING ERROR	0.00
22/04/2016	112917-112918	WATER CORPORATION	WATER SERVICES	40,795.17
22/04/2016	112919	SYNERGY	ELECTRICITY SUPPLIES	5,533.30
22/04/2016	112920	CITY OF BUSSELTON	VARIOUS PAYROLL DEDUCTIONS	3,154.52
28/04/2016	112921	CALLOWS CORNER NEWS	STAFF SOCIAL CLUB - LOTTO	280.00
28/04/2016	112922	DEPARTMENT OF TRANSPORT	JETTY RENEWAL LICENCES	495.95
29/04/2016	112923	SYNERGY	ELECTRICITY SUPPLIES	12,918.60
				<u>296,718.83</u>

ELECTRONIC TRANSFER PAYMENTS - APRIL 2016

<u>Date</u> <u>EFT</u>	<u>Name</u>	<u>Description</u>	<u>Amount</u>
1/04/2016 EF045654	OLIVER DARBY	STAFF REIMBURSEMENT - INTERNET	49.95
1/04/2016 EF045655	JAMES SPATH	STAFF REIMBURSEMENT - TRAINING EXPENSES	54.10
1/04/2016 EF045656	CR. G BLEECHMORE	COUNCILLOR REIMBURSEMENT	407.00
1/04/2016 EF045657	MCG ARCHITECTS PTY LTD	ADMIN BUILDING - ARCHITECTURAL SERVICES	80,119.27
1/04/2016 EF045658	EAGLE BAY COMMUNITY HALL ASSOCIATION INC	VENUE HIRE - SURVEY WORKSHOP & MEELUP	80.00
1/04/2016 EF045659	OFFICEMAX AUSTRALIA LTD	STATIONERY SUPPLIES	3,513.22
1/04/2016 EF045660	BCP CIVIL & PLANT	PLANT HIRE & ROADWORKS	13,686.79
1/04/2016 EF045661	ANGELA GRIFFIN	STAFF REIMBURSEMENT - TRAINING & YOUTH EXPENSES	244.00
1/04/2016 EF045662	LEEDER TANKS	FIBREGLASS WATER CARTAGE TANK	13,069.10
1/04/2016 EF045663	OCEAN AIR CARPET CARE	CLEANING SERVICES - BUILDINGS & ABLUTIONS	4,214.10
1/04/2016 EF045664	SAXTON SPEAKERS BUREAU	SPEAKERS FOR STAFF CONFERENCE-FINAL PAYMENT	4,675.00

6.2

Attachment A

List of Payments Made - April 2016

1/04/2016	EF045665	BIG BEN BUILDERS PTY LTD	DESIGN & CONSTRUCTION - RAILWAY HOUSE	67,234.60
1/04/2016	EF045666	GABRIELLE WHIRLEDGE	FRINGE FESTIVAL 2016 - TSHIRTS	192.50
1/04/2016	EF045667	MARTYN GLOVER	STAFF REIMBURSEMENT - MEELUP VOLUNTEERS	97.75
1/04/2016	EF045668	WISE WINE	OVERPAYMENT - ROAD DIRECTIONAL SIGNAGE	1,250.00
1/04/2016	EF045669	BARBARA MOON	REFUND OF ANIMAL TRAP BOND	98.00
1/04/2016	EF045670	HILDEGARD FRASER	REFUND OF ANIMAL TRAP BOND	98.00
1/04/2016	EF045671	BRONWYN CULLEN	HEALTH REFUND - PAID TWICE	33.00
1/04/2016	EF045672	DUNSBOROUGH VOLUNTEER BUSHFIRE BRIGADE	PETTY CASH REIMBURSEMENT	657.00
1/04/2016	EF045673	CANCELLED	PRINTING ERROR	0.00
1/04/2016	EF045674	YALLINGUP RURAL BUSHFIRE BRIGADE	PETTY CASH REIMBURSEMENT	628.00
1/04/2016	EF045675	COLES	COUNCIL & STAFF REFRESHMENTS	220.28
1/04/2016	EF045676	LGIS WORKCARE	WORKER COMPENSATION ADJUSTMENTS	73,939.80
1/04/2016	EF045677	J & A WILSON	HEALTH REFUND - SECTION 39 CANCELLED	184.00
1/04/2016	EF045678	MAXINE PALMER	STAFF REIMBURSEMENT - MEETING EXPENSES	16.00
1/04/2016	EF045679	BEACHLANDS LAWNMOWING SERVICE	LAWN MOWING SERVICE	260.00
1/04/2016	EF045680	TJ FERGUSON & EE GILES	ROADWORKS BOND REFUND	3,560.00
5/04/2016	EF045681	ASPEN DUNSBOROUGH LAKES LTD	ROADWORKS BOND REFUNDS	28,503.00
5/04/2016	EF045682	LOUISE KOROVESHI	STAFF REIMBURSEMENT - CONFERENCE EXPENSES	547.00
7/04/2016	EF045683	CR. G BLEECHMORE	COUNCILLOR PAYMENT	2,180.00
7/04/2016	EF045684	CR. G HENLEY	COUNCILLOR PAYMENT	7,973.75
7/04/2016	EF045685	CR. T BEST	COUNCILLOR PAYMENT	2,180.00
7/04/2016	EF045686	PHIL HOLLETT PHOTOGRAPHY	ART SALES	35.00
7/04/2016	EF045687	PETER STARK	BUSHFIRE OFFICER HONORARIUM	379.60
7/04/2016	EF045688	PERTH ENERGY PTY LTD	ELECTRICITY SUPPLIER	33,359.21
7/04/2016	EF045689	ROBYN HEWETT	ART SALES	232.00
7/04/2016	EF045690	LYNE MARSHALL	ART SALES	30.80
7/04/2016	EF045691	CHRIS PAYNE	BUSHFIRE OFFICER HONORARIUM	189.80
7/04/2016	EF045692	KEVAN COLLETT	ART SALES	14.00
7/04/2016	EF045693	DENISE SANBROOK	ART SALES	54.60
7/04/2016	EF045694	CR. J McCALLUM	COUNCILLOR PAYMENT	2,180.00
7/04/2016	EF045695	JULIA HARWOOD	ART SALES	54.60
7/04/2016	EF045696	CR. C TARBOTTON	COUNCILLOR PAYMENT	10,402.50
7/04/2016	EF045697	ANDERS HAMMARSTROM	ART SALES	143.50
7/04/2016	EF045698	KOOKA SERVICES PTY LTD	CARAVAN PARK MANAGEMENT CONTRACT	34,833.15
7/04/2016	EF045699	ROGER PAINE	ART SALES	42.00
7/04/2016	EF045700	BARRY ALLEN ELECTRICAL SERVICES PTY LTD	ELECTRICAL SERVICE-KOOKABURRA & BERTHING JETTY	22,954.75
7/04/2016	EF045701	SOUTH WEST PRINTING & PUBLISHING	ADVERTISING SERVICES	6,213.80

6.2

Attachment A

List of Payments Made - April 2016

7/04/2016 EF045702	PANCAKE DESIGNS RESIN	ART SALES	174.65
7/04/2016 EF045703	CASTLEVIEW HOLDINGS PTY LTD	ART SALES	306.60
7/04/2016 EF045704	NALDA HOSKINS	ART SALES	198.90
7/04/2016 EF045705	OPTUS BILLING SERVICES PTY LTD	AIRPORT - FIXED INTERNET ACCESS	112.20
7/04/2016 EF045706	JACQUELINE PINNOCK	ART SALES	144.90
7/04/2016 EF045707	JACKSON MCDONALD	LEGAL SERVICES - EQUINOX CAFÉ LEASE	8,325.40
7/04/2016 EF045708	COLES.COM.AU	COUNCIL & STAFF REFRESHMENTS	336.20
7/04/2016 EF045709	KAREN BOX	STAFF REIMBURSEMENT - TRAINING & VOUCHERS	444.97
7/04/2016 EF045710	OCEAN AIR CARPET CARE	CLEANING SERVICES - BUILDINGS & ABLUTIONS	756.80
7/04/2016 EF045711	CR. R REEKIE	COUNCILLOR PAYMENT	2,180.00
7/04/2016 EF045712	JULIE JONES	ART SALES	12.60
7/04/2016 EF045713	CR. R PAINE	COUNCILLOR PAYMENT	2,180.00
7/04/2016 EF045714	CR. P CARTER	COUNCILLOR PAYMENT	2,180.00
7/04/2016 EF045715	THE BULLSHIFT COMPANY	WORKSHOP FACILITATION - STAFF CONFERENCE	5,700.00
7/04/2016 EF045716	BEAR FENCING	MEELUP REG PARK - FENCING CONTAMINATED AREA	3,250.00
7/04/2016 EF045717	IMAGE ON LINE	MARKETING - GLC JINGLE PACKAGE	425.70
7/04/2016 EF045718	STREAMLINE UNDERGROUND SERVICES PTY LTD	GRAVEL TO FRONT GATE - HARRIS ROAD SITE	3,806.00
7/04/2016 EF045719	CATHERINE SUTHERLAND	REFUND BPAY OVERPAYMENT	595.00
7/04/2016 EF045720	PETER RODRICKS	STAFF REIMBURSEMENT - EYE DOCTOR CONSULT	129.25
7/04/2016 EF045721	NATURALISTE TRAVEL	TRAVEL SERVICES - STAFF CONFERENCE AIRFARE	499.40
7/04/2016 EF045722	PERTHWASTE PTY LTD	KERBSIDE RECYCLING SERVICES	118,044.69
7/04/2016 EF045723	COLES	COUNCIL & STAFF REFRESHMENTS	475.37
7/04/2016 EF045724	CAPERS SOUTHWEST CATERING SERVICES	CATERING - COUNCIL & OTHER MEETINGS	2,805.00
7/04/2016 EF045725	MERRIBROOK PTY LTD	STAFF CONFERENCE - TEAM ACTIVITIES	4,309.09
7/04/2016 EF045726	JOAN DAVY	ART SALES	52.00
7/04/2016 EF045727	GEORGE HERRING	ART SALES	28.00
7/04/2016 EF045728	CANCELLED	PRINTING ERROR	0.00
7/04/2016 EF045729	OWEN G ISBEL	ART SALES	506.40
7/04/2016 EF045730	CELIA CLARE	ART SALES	381.60
7/04/2016 EF045731	HIF	HEALTH INSURANCE	215.55
14/04/2016 EF045732	CRAIG & SHEREE WOOD	LEASE AGREEMENT	820.00
14/04/2016 EF045733	PAY-PLAN PTY LTD	SALARY PACKAGING	11,547.23
14/04/2016 EF045734	HARCOURTS BUSSELTON	RENTAL LEASE AGREEMENT	840.00
14/04/2016 EF045735	AUSTRALIAN TAXATION OFFICE	PAYG TAXATION	186,730.00
14/04/2016 EF045736	AUSTRALIAN SERVICES UNION	UNION FEES	77.40
14/04/2016 EF045737	HBF HEALTH LIMITED	MEDICAL INSURANCE	489.35
14/04/2016 EF045738	LOCAL GOV'T RACE COURSE & CEMETERY EMPLOYEES	UNION FEES	317.76

6.2

Attachment A

List of Payments Made - April 2016

14/04/2016	EF045739	DEPUTY CHILD SUPPORT REGISTRAR	SALARY DEDUCTIONS	1,099.31
14/04/2016	EF045740	CITY OF BUSSELTON-SOCIAL CLUB	SOCIAL CLUB REIMBURSEMENT	218.00
14/04/2016	EF045741	STAFF CHRISTMAS CLUB	PAYROLL DEDUCTIONS	3,835.00
14/04/2016	EF045742	CLICKSUPER	SUPERANNUATION	145,468.55
14/04/2016	EF045743	BUSSELTON CONTRACTING	REFUND ANIMAL TRAP BOND	98.00
15/04/2016	EF045744	ONE COAT POWDERCOAT	POWDERCOATING BASKETBALL HOOPS - GLC	528.00
15/04/2016	EF045745	MARY EVERUSS	STAFF REIMBURSEMENT - GLC HOLIDAY PROGRAM	536.26
15/04/2016	EF045746	SOUTH WEST PRINTING & PUBLISHING	ADVERTISING SERVICES	2,556.80
15/04/2016	EF045747	BUSSELTON HYUNDAI	VEHICLE PURCHASE	41,290.95
15/04/2016	EF045748	BARRIE NAYLOR	STAFF REIMBURSEMENT - MOBILE PHONE HOLDER	157.95
15/04/2016	EF045749	SUSSEX TURF CONTROL	CHURCHILL PARK - SEED & TOP DRESS MAIN OVAL	5,087.25
15/04/2016	EF045750	BORRELL RAFFERTY ASSOCIATES PTY LTD	QUANTITY SURVEYING - ADMINISTRATION BUILDING	4,400.00
15/04/2016	EF045751	COLES.COM.AU	COUNCIL & STAFF REFRESHMENTS	213.71
15/04/2016	EF045752	FIONA SLEE	CLEANING SERVICES - DUNS FIRE STATION	75.00
15/04/2016	EF045753	BIG BEN BUILDERS PTY LTD	DESIGN & CONSTRUCTION - RAILWAY HOUSE	93,514.70
15/04/2016	EF045754	JOHNSON HEALTH TECH AUSTRALIA PTY LTD	GYM EQUIPMENT	28.83
15/04/2016	EF045755	KARL BECKETT	REFUND OF ANIMAL TRAP BOND	98.00
15/04/2016	EF045756	RACHEL KEMP	REFUND OF ANIMAL TRAP BOND	98.00
15/04/2016	EF045757	KAYE FILMER	REFUND OF ANIMAL TRAP BOND	98.00
15/04/2016	EF045758	GRAHAM BAILEY	VBFB REIMBURSEMENT - TRUCK FUEL	42.00
15/04/2016	EF045759	BELL FIRE EQUIPMENT CO	FIRE EQUIPMENT SUPPLIER	231.00
15/04/2016	EF045760	OUTDOOR WORLD CAPE TO CAPE T/A C 2 C HOLDINGS	WILYABRUP BUSH FIRE BRIGADE SHED - DEPOSIT	13,612.50
15/04/2016	EF045761	BGC CONSTRUCTION PTY LTD	CONSTRUCTION - ADMINISTRATION BUILDING	669,912.11
15/04/2016	EF045762	ERS AUSTRALIA PTY LTD	MAINTENANCE PART WASHER SERVICE	903.10
15/04/2016	EF045763	SW PRECISION PRINT	PRINTING SERVICES	66.00
15/04/2016	EF045764	PRESTIGE PRODUCTS	HOSPITALITY EQUIPMENT SUPPLIER	1,192.62
15/04/2016	EF045765	YALLINGUP COASTAL VOLUNTEER BUSHFIRE BRIGADE	PETTY CASH REIMBURSEMENT	665.95
15/04/2016	EF045766	CANCELLED	PRINTING ERROR	0.00
15/04/2016	EF045767	COLES	GLC CAFÉ, COUNCIL & STAFF REFRESHMENTS	1,018.88
15/04/2016	EF045768	BAREFOOT BOOKS	LIBRARY RESOURCES - BOOKS	1,033.28
15/04/2016	EF045769	TIM WALL	STAFF REIMBURSEMENT - TRESTLE TABLE FOR BRIGADES	73.50
15/04/2016	EF045770	JEREMY O'NEILL	STAFF REIMBURSEMENT - STUDY ASSISTANCE	1,352.90
15/04/2016	EF045771	TARVIA PTY LTD	ENGINEERING - STAIRCASE & TIMBER REPAIRS	5,595.22
22/04/2016	EF045772	MIKE ARCHER	STAFF REIMBURSEMENT - MOBILE PHONE REPAIRS	230.00
22/04/2016	EF045773	CR. J McCALLUM	COUNCILLOR REIMBURSEMENT	534.17
22/04/2016	EF045774	CR. C TARBOTTON	COUNCILLOR REIMBURSEMENT	1,000.00
22/04/2016	EF045775	ALL WEST BUILDING APPROVALS PTY LTD	BUILDING APPLICATION - DEPOT RECORDS ROOM	275.00

6.2

Attachment A

List of Payments Made - April 2016

22/04/2016 EF045776	CDJ ENGINEERING & CONSULTANCY SERVICES	ENGINEERING - UWO GATES & CONCRETE INSPECTIONS	32,318.00
22/04/2016 EF045777	JULIE OATES	STAFF REIMBURSEMENT - REPAIRS LOT 40 VASSE HWY	69.65
22/04/2016 EF045778	DEPARTMENT OF ENVIRONMENT REGULATION	ENVIRONMENTAL - ANNUAL DER LICENCE DUNS TIP	5,457.99
22/04/2016 EF045779	MOBILE MAIDS - LISA DUNHAM	CLEANING SERVICES - AGED HOUSING	195.00
22/04/2016 EF045780	COLES.COM.AU	COUNCIL & STAFF REFRESHMENTS	62.17
22/04/2016 EF045781	BRADLEY NESS -BRAVENESS	MOTIVATIONAL PRESENTATION - STAFF CONFERENCE	1,500.00
22/04/2016 EF045782	ENSIGN A SPOTLESS COMPANY	LINEN CLEANING SERVICES - KOOKABURRA	214.54
22/04/2016 EF045783	RENARD GROUP PTY LTD	BOND REFUND - COMMERCIAL HIRE SITE	1,500.00
22/04/2016 EF045784	VAN DOORNUM VENTURES PTY LTD	SUBDIVISION CLEARANCE FEE REFUND	146.00
22/04/2016 EF045785	EMMA HEYS	STAFF REIMBURSEMENT - PRE-EMPLOYMENT MEDICAL	253.00
22/04/2016 EF045786	DELRON CLEANING BUSSELTON	CLEANING SERVICES - VARIOUS BBQ'S	3,304.13
22/04/2016 EF045787	SOUTH WEST ISUZU	PLANT PURCHASE / SERVICES / PARTS	41,762.12
22/04/2016 EF045788	VASSE BUSHFIRE BRIGADE	PETTY CASH REIMBURSEMENT	844.00
22/04/2016 EF045789	NATURALISTE TRAVEL	TRAVEL SERVICES - STAFF ACCOMMODATION	1,012.00
22/04/2016 EF045790	SOUTHERN MACHINING & MAINTENANCE	PLANT MAINTENANCE SERVICES	14,211.01
22/04/2016 EF045791	D W & S V ROBERTS	CONCRETE SERVICES - FOOTPATHS	37,949.69
22/04/2016 EF045792	ELLIOTS IRRIGATION PTY LTD	IRRIGATION - CEMETERY IRON FILTER SERVICE	315.70
22/04/2016 EF045793	RED CHERRY GRAPHICS	GRAPHIC DESIGN SERVICES - BOOKS BY THE BAY	1,500.00
22/04/2016 EF045794	TRAFFIC FORCE	TRAFFIC MANAGEMENT SERVICES	52,727.97
22/04/2016 EF045795	FILDES FOOD SAFETY PTY LTD	FOOD SAFETY EQUIPMENT - DIGITAL THERMOMETERS	82.50
22/04/2016 EF045796	DEPT OF PREMIER & CABINET STATE LAW PUBLISHER	LEGAL PUBLICATIONS	199.50
22/04/2016 EF045797	FIRST CLASS TRAINING	TRAINING SERVICES - MICROSOFT PROJECTS	1,050.00
22/04/2016 EF045798	UNITING CHURCH PARISH OF BUSSELTON	WORKSHOP RAG SUPPLIER	150.00
22/04/2016 EF045799	BEYOND SAFETY	PROTECTIVE CLOTHING SUPPLIER	130.50
22/04/2016 EF045800	ATCO GAS AUSTRALIA	GAS SERVICES - REPAIR DAMAGED GAS PIPES	287.39
22/04/2016 EF045801	ROAD SIGNS AUSTRALIA	SIGNAGE SUPPLIES	1,602.70
22/04/2016 EF045802	GOOD GUYS BUSSELTON	ELECTRICAL SUPPLIES - CAMERA & FLASH DRIVES	317.95
22/04/2016 EF045803	DANTERR AGENCIES	MAINTENANCE SERVICES - DIAMOND BLADES	1,408.00
22/04/2016 EF045804	BOSS OFFICE CHOICE	STATIONERY SUPPLIER	290.40
22/04/2016 EF045805	INSIGHT CALL CENTRE SERVICES	AFTER HOURS CALL CENTRE SERVICES	3,955.38
22/04/2016 EF045806	MULTICLEAN WA PTY LTD	CLEANING SERVICES - BUILDINGS & ABLUTIONS	56,370.35
22/04/2016 EF045807	CLEVERPATCH	VACATION CARE SUPPLIES	273.31
22/04/2016 EF045808	BUSSELTON HYDRAULIC SERVICES INC	HYDRAULIC SERVICES - PLANT REPAIRS	800.90
22/04/2016 EF045809	LEEWIN CIVIL PTY LTD	ROADWORKS - FORESHORE & LAYMAN ROAD	53,192.70
22/04/2016 EF045810	WEST AUSTRALIAN CAR CLUB (INC.)	2016 QUIT FORREST RALLY SPONSORSHIP	13,750.00
22/04/2016 EF045811	CENTRAL INSTITUTE OF TECHNOLOGY	TRAINING SERVICES - EVENTS	1,679.68
22/04/2016 EF045812	JIGSAW SIGNS & PRINT	SIGNAGE SERVICES	260.00

6.2

Attachment A

List of Payments Made - April 2016

22/04/2016	EF045813	BUNBURY TRUCKS	TRUCK PURCHASE / SERVICES / PARTS	94,184.70
22/04/2016	EF045814	COMBINED TEAM SERVICES	TRAINING SERVICES FOR SUPERVISORS	2,035.00
22/04/2016	EF045815	STOCKER PRESTON	STRATA LEVY FEES & WATER CONSUMPTION	2,225.96
22/04/2016	EF045816	ALLION LEGAL	LEGAL SERVICES - EMPLOYMENT MATTERS	3,705.35
22/04/2016	EF045817	AR PLUMBING & GAS SERVICE	PLUMBING SERVICES - VARIOUS BUILDINGS	3,020.60
22/04/2016	EF045818	CIVITEST AUSTRALIA	SOIL COMPACTION TEST - LAYMAN ROAD	1,484.78
22/04/2016	EF045819	PHOENIX FOUNDRY PTY LTD	MEMORIAL PLAQUES SUPPLIER	765.60
22/04/2016	EF045820	A 2 Z SPORTS PTY LTD	SPORTING EQUIPMENT SUPPLIER - NCC	735.00
22/04/2016	EF045821	NAOMI SEARLE	STAFF REIMBURSEMENT - INTERNET	50.00
22/04/2016	EF045822	QCLICK ONLINE SOLUTIONS	WEBSITE HOSTING SERVICES - MEELUP	375.00
22/04/2016	EF045823	BROWNES DAIRY	GLC KIOSK & STAFF ROOM SUPPLIES	306.88
22/04/2016	EF045824	DEPARTMENT OF TRANSPORT	VEHICLE OWNERSHIP SEARCHES	435.50
22/04/2016	EF045825	AIRPORT SECURITY PTY LTD	AIRPORT SECURITY SERVICES	220.00
22/04/2016	EF045826	LANDSAVE ORGANICS	LANDSCAPING SERVICE - LAWN SAND BLEND	4,950.00
22/04/2016	EF045827	BUNBURY CAMERA HOUSE	LASER RANGE FINDERS FOR BUILDING & PLANNING	1,098.00
22/04/2016	EF045828	PRIME INDUSTRIAL PRODUCTS PTY LTD	SAFETY EQUIPMENT	3,073.63
22/04/2016	EF045829	GEOGRAPHE BAY FOOTBALL CLUB	KIDSPORT VOUCHERS	1,000.00
22/04/2016	EF045830	BEACON EQUIPMENT	PLANT MAINTENANCE EQUIPMENT	488.50
22/04/2016	EF045831	ST JOHN AMBULANCE	TRAINING SERVICES - BUSHFIRE BRIGADES	2,197.60
22/04/2016	EF045832	BRIDGESTONE	TYRE SERVICES	7,736.50
22/04/2016	EF045833	GREG GELMI	PART ART PURCHASE - SCULPTURE WINNER	2,750.00
22/04/2016	EF045834	OPTEON WESTERN AUSTRALIA PTY LTD	VALUATION SERVICES - COMMONAGE ROAD	2,860.00
22/04/2016	EF045835	WA EXTERNAL SOLUTIONS	AIRPORT BUILDING MAINTENANCE	336.98
22/04/2016	EF045836	HEATLEY INDUSTRIAL & SAFETY	DEPOT WORK BENCH & SAFETY EQUIPMENT	1,282.94
22/04/2016	EF045837	BUSH BUSINESS - WILDLIFE CONSULTANCY	WILDLIFE CONSULTANCY - POSSUM SPOTTER	250.00
22/04/2016	EF045838	BOWMAN & ASSOCIATES PTY LTD	WASTE CONSULTANCY - DUNSBOROUGH CELL 1	31,203.34
22/04/2016	EF045839	TRANEN REVEGETATION SYSTEMS	WEED CONTROL - BIRCHFIELD ESTATE WETLAND	3,650.00
22/04/2016	EF045840	BUSSELTON BEARING SERVICES	BEARING SUPPLIES	2,634.09
22/04/2016	EF045841	GREY GOLD CONSTRUCTIONS	CONCRETE SERVICES - PICNIC CONCRETE PADS	2,150.50
22/04/2016	EF045842	GEO METALS	SHEET METAL - DEPOT HANDRAIL INSTALLATION	1,320.00
22/04/2016	EF045843	MCLEODS BARRISTERS & SOLICITORS	LEGAL SERVICES - HOLIDAY HOMES	1,036.20
22/04/2016	EF045844	ALL ALIVE GARDEN AND PROPERTY MAINTENANCE PTY LTD	FIRE REDUCTION SERVICE	600.00
22/04/2016	EF045845	GEOGRAPHE FORD - BUSSELTON	PLANT PURCHASES / SERVICES / PARTS	1,173.00
22/04/2016	EF045846	PAY-PLAN PTY LTD	SALARY PACKAGING	145.88
22/04/2016	EF045847	ENVIRONEX INTERNATIONAL PTY LTD	POOL CHEMICALS FOR GLC	3,077.15
22/04/2016	EF045848	COMPLETE PORTABLES	PORTABLE TOILET & SEA CONTAINER HIRE	2,323.97
22/04/2016	EF045849	SCOPE BUSINESS IMAGING	ELECTRONIC EQUIPMENT	1,523.12

6.2

Attachment A

List of Payments Made - April 2016

22/04/2016 EF045850	FIRE RESCUE SAFETY AUSTRALIA	FIRE SAFETY EQUIPMENT - BASKET STRETCHERS	1,406.95
22/04/2016 EF045851	COVS PARTS PTY LTD	AUTOMOTIVE PARTS	261.84
22/04/2016 EF045852	CRANEFORD PLUMBING PTY LTD	PLUMBING - KOOKABURRA, GEO THERMAL, VASSE OVAL	15,873.00
22/04/2016 EF045853	LUV A LOLLY	CONFECTIONERY - GLC CAFÉ	342.50
22/04/2016 EF045854	BUKIDO TAIJUTSU	KIDSPORT VOUCHERS	800.00
22/04/2016 EF045855	ART MANAGEMENT SERVICES PTY LTD	VALUATIONS - ART COLLECTION	3,882.00
22/04/2016 EF045856	GROUP TRAINING SOUTH WEST	HIRE OF APPRENTICE MECHANIC	4,743.51
22/04/2016 EF045857	JSW TRAINING & COMMUNITY SERVICES	TRAINING SERVICES - SHORT SHARP FIRST AID	1,500.00
22/04/2016 EF045858	DANIEL FRITCHLEY	ENGINEERING DRAFTING SERVICES	11,147.50
22/04/2016 EF045859	SPHERE LEGAL PTY LTD	DEBT COLLECTION LEGAL SERVICES	565.00
22/04/2016 EF045860	SOUTH WEST PRINTING & PUBLISHING	ENGINEERING DRAFTING SERVICES	400.00
22/04/2016 EF045861	BMA-BUSSELTON MARTIAL ARTS	KIDSPORT VOUCHERS	200.00
22/04/2016 EF045862	MARGARET RIVER FENCING	TEMPORARY FENCES - DUNS WASTE & VASSE OVAL	8,197.20
22/04/2016 EF045863	GRACE RECORDS MANAGEMENT (AUSTRALIA) PTY LTD	RECORDS STORAGE SERVICES	896.36
22/04/2016 EF045864	CHRIS SHEEDY PANEL & PAINT	PANEL REPAIRS - INSURANCE EXCESS x 2	1,000.00
22/04/2016 EF045865	SOUTH WEST EMPLOYEE ASSISTANCE PROGRAM	EMPLOYEE ASSISTANCE PROGRAM	4,535.25
22/04/2016 EF045866	RADIOWEST BROADCASTERS PTY LTD	ADVERTISING - FRINGE FESTIVAL & G.L.C.	3,096.50
22/04/2016 EF045867	PACIFIC BRANDS WORKWEAR GROUP	CORPORATE UNIFORMS SUPPLIER	3,995.86
22/04/2016 EF045868	OCEANIC MARINE	MARINE SERVICES & MAINTENANCE	294.20
22/04/2016 EF045869	JOHN DONOGHUE	PAINTING SERVICES - WONNERUP ABLUTIONS	1,045.00
22/04/2016 EF045870	SUPATURF WA	TURF MARKING PAINT SUPPLIES	2,289.00
22/04/2016 EF045871	RETECH RUBBER	SOFTFALL SURFACES - YALLINGUP PLAYGROUND	3,685.00
22/04/2016 EF045872	SOUTHWEST EVENT SERVICES	AUDIO & LIGHTING EQUIPMENT - FRINGE FESTIVAL	2,062.50
22/04/2016 EF045873	ASSOCIATION FOR SUSTAINABILITY IN BUSINESS INC	CONFERENCE FEE & ACCOMMODATION	1,537.00
22/04/2016 EF045874	RENDEZVOUS HOTEL PERTH SCARBOROUGH	ACCOMMODATION - STAFF TRAINING	494.20
22/04/2016 EF045875	EAGLE BAY COMMUNITY HALL ASSOCIATION INC	VENUE HIRE - MEELUP COMMITTEE	40.00
22/04/2016 EF045876	SEA CHANGE NEWS & GIFTS	LIBRARY RESOURCES - NEWSPAPERS	144.10
22/04/2016 EF045877	WESTSIDE TILT TRAY SERVICE	ABANDONED CAR REMOVAL	825.00
22/04/2016 EF045878	OPTUS BILLING SERVICES PTY LTD	FIXED INTERNET ACCESS	1,870.00
22/04/2016 EF045879	NATURAL AREA CONSULTING SERVICES	FERAL ANIMAL CONTROL IN MEELUP REG PARK	5,274.50
22/04/2016 EF045880	DUNSBOROUGH HARDWARE & HOME CENTRE	HARDWARE SUPPLIES	153.85
22/04/2016 EF045881	BVCI PTY LTD	LID ASSEMBLIES FOR TELSTRA PITS	2,656.50
22/04/2016 EF045882	EFAX AUSTRALIA	FAX SERVICE PROVIDER	17.05
22/04/2016 EF045883	OFFICEMAX AUSTRALIA LTD	STATIONERY SUPPLIES	3,739.83
22/04/2016 EF045884	SUSSEX TURF CONTROL	TURF SERVICES - DUNS OVAL TOP DRESSING	880.00
22/04/2016 EF045885	WARREN BLACKWOOD WASTE	BIN CLEANING AND BULK BIN SERVICES	6,128.65
22/04/2016 EF045886	STILTS ON BROADWATER BEACH BAR RESTAURANT	ROOM HIRE & CATERING - STAFF TRAINING	608.00

6.2

Attachment A

List of Payments Made - April 2016

22/04/2016	EF045887	MOWMASTER TURF EQUIPMENT	COMMERCIAL TURF EQUIPMENT REPAIRS	236.00
22/04/2016	EF045888	ADVANCED DRIVEWAY SEALING	FOOTPATH & PRESSURE CLEANING SERVICES	2,963.50
22/04/2016	EF045889	NAMES PLUS EMBROIDERY	EMBROIDERY SERVICES - UNIFORMS	596.50
22/04/2016	EF045890	QUALITY PRESS	PRINTING SERVICES - DFES FORMS	605.00
22/04/2016	EF045891	RPS AUSTRALIA EAST PTY LTD	COST BENEFIT ANALYSIS - AIR FREIGHT STUDY	9,900.00
22/04/2016	EF045892	DYMOCKS - BUSSELTON	LIBRARY RESOURCES - BOOKS	158.33
22/04/2016	EF045893	BROADWATER MEDICAL CENTRE	MEDICAL SERVICES - PRE EMPLOYMENT	638.00
27/04/2016	EF045894	CANCELLED	PRINTING ERROR	0.00
22/04/2016	EF045895	BCP MATERIALS PTY LTD	SAND SUPPLIES - LAYMAN ROAD	2,615.25
22/04/2016	EF045896	BCP LIQUID WASTE	LIQUID WASTE SERVICES - ROTARY PARK	832.00
22/04/2016	EF045897	HOUSE IN BUSSELTON	HOMEWARE RETAILER - GIFT VOUCHERS	500.00
22/04/2016	EF045898	CONSILIUM WASTE CONSULTING	AUDIT COMPLIANCE REPORT - BOTH WASTE FACILITIES	4,080.00
22/04/2016	EF045899	STATEWIDE DOORS BUSSELTON	DOOR MAINTENANCE - ART GEO GALLERY	170.00
22/04/2016	EF045900	GRANITE NETWORKS PTY LTD	IT SERVICES AND HARDWARE	6,160.00
22/04/2016	EF045901	HIGHLUX PTY LTD	LIGHTING SOLUTIONS - BUSSELTON JETTY	2,846.77
22/04/2016	EF045902	CLOUTZ EVENT HIRE	ENTERTAINMENT - YOUTH WEEK	585.00
22/04/2016	EF045903	JAZZ ATTACK DANCE STUDIO	HALL HIRE - WELLNESS PROGRAM	180.00
22/04/2016	EF045904	BINDI NUTRITION PTY LTD	ENERGY & NUTRITION PRODUCTS - GLC PRO SHOP	574.80
22/04/2016	EF045905	MARGARET RIVER BUSSELTON TOURISM ASSOCIATION	CRUISE SHIP, VISITOR CENTRE FUNDS & PEEL TCE RENT	45,920.59
22/04/2016	EF045906	4D GLOBAL	MOBILE RUGGEDIZED TABLET REPAIRS	227.54
22/04/2016	EF045907	COMMERCIAL TURF SERVICES	LAWN MOWER MECHANICAL REPAIRS	247.50
22/04/2016	EF045908	THE URBAN COFFEE HOUSE	CATERING - VIST, MEETINGS & STAFF TRAINING	621.00
22/04/2016	EF045909	EVERETT'S HOME AND YARD MAINTENANCE	MAINTENANCE SERVICES - VARIOUS BUILDINGS	1,470.80
22/04/2016	EF045910	CREATIVE EIGHT STUDIO	DESIGN SERVICES - AIRPORT & FRINGE FESTIVAL	792.00
22/04/2016	EF045911	LOTEX FILTER CLEANING SERVICE	PLANT FILTER CLEANING SERVICE	624.58
22/04/2016	EF045912	KLEENIT PTY LTD	GRAFFITI REMOVAL - VARIOUS BUILDINGS	840.40
22/04/2016	EF045913	APP CORPORATION PTY LTD	AIRPORT PROJECT MANAGEMENT SERVICES	34,155.00
22/04/2016	EF045914	TYRECYCLE PTY LTD	TYRE RECYCLING FROM WASTE FACILITIES	3,309.21
22/04/2016	EF045915	NATURALISTE HYGIENE SERVICES	HYGIENE SERVICES - VARIOUS BUILDINGS	3,272.12
22/04/2016	EF045916	HARVEY NORMAN AV/IT SUPERSTORE BUSSELTON	ELECTRICAL APPLIANCE - STEREO MICROPHONE	449.00
22/04/2016	EF045917	OZ POST MANUFACTURING	MAINTENANCE - POST HOLE SLEEVES	5,002.80
22/04/2016	EF045918	BARRY ALLEN ELECTRICAL SERVICES PTY LTD	ELECTRICAL SERVICES - DEPOT TRAINING ROOM	911.62
22/04/2016	EF045919	JARVIN MARVIN	FILMMAKER, DJ SERVICES - YOUTH FESTIVAL	400.00
22/04/2016	EF045920	BUSSELTON AUTO ELECTRICS	AUTO ELECTRICAL SERVICES	660.40
22/04/2016	EF045921	DUSTEX AUSTRALIA PTY LTD	DUST SUPPRESSION - WASTE FACILITIES	3,147.42
22/04/2016	EF045922	BUNBURY COFFEE MACHINES	COFFEE MACHINE SUPPLIES - GLC CAFÉ	755.00
22/04/2016	EF045923	BBS COLLECTIONS PTY LTD	DEBT COLLECTION SERVICES	440.00

6.2

Attachment A

List of Payments Made - April 2016

22/04/2016 EF045924	SPRAYMOW SERVICES	BUSH FIRE INSPECTION WORKS/WEED CONTROL	704.00
22/04/2016 EF045925	VASSE WEED & PEST	PEST CONTROL SERVICES	192.10
22/04/2016 EF045926	KYLE DOWNIE PHOTOGRAPHY	PHOTOGRAPHY - ECONOMIC PROFILE PROJECT	500.00
22/04/2016 EF045927	WBHO INFRASTRUCTURE PTY LTD	CONSTRUCTION - DUNSBOROUGH WASTE CELL 1	508,797.72
22/04/2016 EF045928	WARREN ELECTRICAL STORE	ELECTRICAL CONTRACTING - AGED HOUSING	310.00
22/04/2016 EF045929	LEE HARROP	ARTGEO WORKSHOP - FACILITATOR FEE	820.00
22/04/2016 EF045930	AEROSWEEP PTY LTD	AIRPORT AIRSIDE EQUIPMENT - FOD BOSS SWEEPER	8,701.00
22/04/2016 EF045931	BATTERY WORLD BUNBURY	BATTERY RECYCLE BIN KITS	530.90
22/04/2016 EF045932	BUSSELTON DUNSBOROUGH MAIL	ADVERTISING SERVICES	3,995.76
22/04/2016 EF045933	GEOFF ALLISON	ASBESTOS REMOVAL - MEELUP REGIONAL PARK	1,536.70
22/04/2016 EF045934	FOOTBALL FEDERATION SOUTH WEST	KIDSPORT VOUCHERS	1,170.00
22/04/2016 EF045935	LUKE WARD	EVENT COORDINATION - YOUTH ACTIVITIES	590.00
22/04/2016 EF045936	SUPTOPIA	STAND UP PADDLEBOARD LESSONS - YOUTH ACTIVITIES	500.00
22/04/2016 EF045937	PAUL WILKINSON	MAINTENANCE SERVICES - AGED HOUSING	1,867.90
22/04/2016 EF045938	HF INDUSTRIES	FITNESS EQUIPMENT - STEPS & RISERS FOR NCC	1,716.00
22/04/2016 EF045939	SOLVER PAINTS	PAINTING SUPPLIES	142.29
22/04/2016 EF045940	FARMBAY CONTRACTING	VEHICLE RECOVERY - TOWING COST	375.00
22/04/2016 EF045941	LANDCARE SJ INC	ARTIFICIAL NESTING BOXES FOR BLACK COCKATOOS	2,295.15
22/04/2016 EF045942	GENNA TISDALL	REFUND DOG REGISTRATION - NOW STERILISED	150.00
22/04/2016 EF045943	AILEEN DORIS HUGHES	REFUND PRE NEED BURIAL FEES	99.45
22/04/2016 EF045944	ACTING UP ACADEMY OF PERFORMING ARTS	FRINGE FESTIVAL 2016	4,259.00
22/04/2016 EF045945	PURELY ESSENTIAL THERAPIES	WELLNESS PROGRAM, MASSAGES STAFF CONFERENCE	924.00
22/04/2016 EF045946	BUSSELTON PODIATRY	MEDICAL SERVICES - RANGER SERVICES	150.00
22/04/2016 EF045947	ABBAY BEACH RESORT	ACCOMMODATION - HR CONSULTANT	140.00
22/04/2016 EF045948	SOUTHERN SHUTTERS	WINDOW ROLLER SHUTTERS - YOUTH HALL	1,032.50
22/04/2016 EF045949	STEWART & HEATON CLOTHING CO PTY LTD	PROTECTIVE CLOTHING SUPPLIER	1,536.16
22/04/2016 EF045950	BUSSELTON RURAL SUPPLIES	RURAL SUPPLIES	234.90
22/04/2016 EF045951	PK COURIERS	COURIER SERVICES	412.50
22/04/2016 EF045952	BUSSELTON TOYOTA	VEHICLE PURCHASES / SERVICES / PARTS	1,384.29
22/04/2016 EF045953	BELL FIRE EQUIPMENT CO	FIRE EQUIPMENT SUPPLIER	87.09
22/04/2016 EF045954	ECOSYSTEMS SOLUTIONS	CONSULTANCY SERVICES - POSSUM SPOTTING	1,631.66
22/04/2016 EF045955	BOC GASES AUSTRALIA LTD	GAS SERVICES	129.88
22/04/2016 EF045956	CJD EQUIPMENT PTY LTD	PLANT PURCHASES / SERVICES / PARTS	978.46
22/04/2016 EF045957	DAVID GRAY & CO	GARBAGE BINS & PARTS SUPPLIER	4,197.60
22/04/2016 EF045958	FENNESSY'S	VEHICLE PURCHASES / SERVICES / PARTS	651.22
22/04/2016 EF045959	FTE ENGINEERING	PLANT MAINTENANCE SERVICES	1,821.20
22/04/2016 EF045960	CHADSON ENGINEERING	ENGINEERING SERVICES - POOL TEST EQUIPMENT	782.10

6.2

Attachment A

List of Payments Made - April 2016

22/04/2016	EF045961	GEOGRAPHE TIMBER & HARDWARE	HARDWARE SUPPLIES	4,849.66
22/04/2016	EF045962	SOUTHERN LOCK & SECURITY	SECURITY SERVICES - KEYS & LOCKS	311.19
22/04/2016	EF045963	BUSSELTON FAMILY CENTRE INC.	HALL HIRE & CATERING - STAFF TRAINING	157.00
22/04/2016	EF045964	JASON SIGNMAKERS	SIGNAGE SERVICES	240.35
22/04/2016	EF045965	T J DEPIAZZI & SONS	MARRI WOODCHIPS	4,842.20
22/04/2016	EF045966	KD POWER & CO	PURCHASE BRICKS & WEIGHBRIDGE FEES	2,700.85
22/04/2016	EF045967	B & J CATALANO PTY LTD	CRUSHED GRAVEL SUPPLIES	4,036.12
22/04/2016	EF045968	HOLCIM (AUSTRALIA) PTY LTD T/A HUMES	CONCRETE PIPES, LINERS & COVERS	14,946.09
22/04/2016	EF045969	MALATESTA ROAD PAVING & HOTMIX	ROAD HOTMIX / PAVING SERVICES	290,196.87
22/04/2016	EF045970	BUCHER MUNICIPAL PTY LTD	ENGINEERING - PLANT SPARES & SERVICING	1,405.53
22/04/2016	EF045971	NICHOLLS MACHINERY	PLANT PURCHASES / SERVICES / PARTS	3,481.78
22/04/2016	EF045972	SOUTHWEST CABINETS & FURNITURE	MACHINING SUPPLIED TIMBER	572.00
22/04/2016	EF045973	ROYAL LIFE SAVING SOCIETY - AUSTRALIA	WRIST BANDS, CERTIFICATES, BRONZE AWARDS, TSHIRTS	1,405.50
22/04/2016	EF045974	BUSSELTON HOME TIMBER & HARDWARE	HARDWARE SUPPLIES	659.39
22/04/2016	EF045975	LANDGATE CUSTOMER ACCOUNT	LAND INFORMATION AND TITLE SEARCHES	123.00
22/04/2016	EF045976	SOUTH WEST STEEL PRODUCTS	STEEL PRODUCTS SUPPLIER	75.51
22/04/2016	EF045977	HOLCIM (AUSTRALIA) PTY LTD	CONCRETE SUPPLIES - VARIOUS FOOTPATHS	12,666.95
22/04/2016	EF045978	WESTERN POWER CORPORATION	ELECTRICAL - KENT STREET KIOSK RELOCATION	26,332.00
22/04/2016	EF045979	SOUTH WEST MACHINING CENTRE	STEEL PRODUCTS SUPPLIER	118.80
22/04/2016	EF045980	GEOGRAPHE PETROLEUM	FUEL SERVICES	15,884.54
22/04/2016	EF045981	LANDGATE (VALUER GENERAL'S OFFICE)	RATING & LAND VALUATIONS	2,479.12
22/04/2016	EF045982	STATE LIBRARY OF WESTERN AUSTRALIA	LIBRARY RESOURCES - FREIGHT CHARGES	3,471.13
22/04/2016	EF045983	STAPLES AUSTRALIA PTY LTD	STATIONERY SUPPLIER	1,487.65
22/04/2016	EF045984	BUSSELTON MOTORS (MITSUBISHI/MAZDA)	VEHICLE PURCHASES / SERVICES / PARTS	659.41
22/04/2016	EF045985	BUNBURY PLASTICS	DISPLAY BOXES FOR ASBESTOS SAMPLES - WASTE FAC	726.00
22/04/2016	EF045986	COURIER AUSTRALIA	COURIER SERVICES	365.81
22/04/2016	EF045987	DUNSBOROUGH BOBCAT SERVICE	EARTHMOVING - BOBCAT HIRE	10,840.50
22/04/2016	EF045988	MERCURE HOTEL PERTH	ACCOMMODATION - STAFF TRAINING	2,319.50
22/04/2016	EF045989	JUMOR WASTE WATER	WASTE REPAIRS - GRUNDFOS SUBMERSIBLE PUMP	770.00
22/04/2016	EF045990	PRO-LINE KERBING	KERBING SERVICES - VARIOUS ROADWORKS	112,728.00
22/04/2016	EF045991	AUSTRALIA POST	POSTAL SERVICE	10,495.22
22/04/2016	EF045992	ROD'S AUTO ELECTRICS	AUTO ELECTRICAL SERVICES	426.84
22/04/2016	EF045993	SW PRECISION PRINT	PRINTING - BUSINESS CARDS, BANNERS, ENVELOPES	9,001.00
22/04/2016	EF045994	PRESTIGE PRODUCTS	HOSPITALITY EQUIPMENT SUPPLIER	6,014.86
22/04/2016	EF045995	BLACKWOODS	FLEET CONSUMABLES & MAINTENANCE PARTS	2,947.68
22/04/2016	EF045996	IT VISION AUSTRALIA PTY LTD	SOFTWARE SERVICES - ANNUAL LICENCE	9,872.50
22/04/2016	EF045997	BAY SIGNS	SIGNAGE SERVICES	643.45

6.2

Attachment A

List of Payments Made - April 2016

22/04/2016	EF045998	ACTIV FOUNDATION INC	PARKS MAINTENANCE & COLLATING AIRPORT PROJECT	24,823.54
22/04/2016	EF045999	GEOGRAPHE UNDERGROUND SERVICES	UNDERGROUND SERVICES - DIRECTIONAL DRILL PIPE	6,160.00
22/04/2016	EF046000	BUSSELTON PEST & WEED CONTROL	PEST CONTROL SERVICES	19,675.92
22/04/2016	EF046001	WEST OZ LINEMARKING	LINE MARKING SERVICES - VARIOUS AREAS	8,133.95
22/04/2016	EF046002	ALL BUSSELTON GAS & PLUMBING SERVICE	PLUMBING SERVICES - AGED HOUSING	114.60
22/04/2016	EF046003	MILDWATERS ELECTRICAL	ELECTRICAL SERVICES - VARIOUS AREAS	19,256.14
22/04/2016	EF046004	BUSSELTON MULTI SERVICE	ENGRAVING SERVICES	110.00
22/04/2016	EF046005	PROTECTOR ALSAFE	PROTECTIVE CLOTHING SUPPLIER	449.24
22/04/2016	EF046006	COTAN PTY LTD	STRUCTURAL INSPECTION OF DIVE PLATFORM	1,155.00
22/04/2016	EF046007	WESTRAC EQUIPMENT P/L	PLANT PURCHASES / SERVICES / PARTS	33,636.07
22/04/2016	EF046008	BUSSELTON BUILDING PRODUCTS	BUILDING PRODUCT SUPPLIER	1,636.87
22/04/2016	EF046009	LAWRENCE & HANSON	ELECTRICAL/PROTECTIVE CLOTHING SUPPLIES	5,399.40
22/04/2016	EF046010	B & B STREET SWEEPING	STREET SWEEPING SERVICE	51,702.20
22/04/2016	EF046011	UNIQCO INTERNATIONAL	UNIFLEET SERVICES - MONTHLY SUBSCRIPTION	1,051.41
22/04/2016	EF046012	BUSSELTON ELECTRONICS AND TOOLING PTY LTD	ELECTRONIC SERVICES	35.70
22/04/2016	EF046013	WORK CLOBBER	PROTECTIVE CLOTHING SUPPLIER	1,710.96
22/04/2016	EF046014	AMITY SIGNS	SIGNAGE SERVICES	57.75
22/04/2016	EF046015	TOTAL EDEN PTY LTD	RETICULATION SUPPLIES & WINDERLUP BORE	18,180.51
22/04/2016	EF046016	BUSSELTON STEEL & METALAND	STEEL PRODUCTS SUPPLIER	73.35
22/04/2016	EF046017	BRAD SCOTT ELECTRICAL CONTRACTOR	ELECTRICAL - KOOKABURRA, GLC, JETTY & FORESHORE	53,105.80
22/04/2016	EF046018	KLEENHEAT GAS	GAS SERVICES	922.06
22/04/2016	EF046019	BUNNINGS BUILDING SUPPLIES	HARDWARE SUPPLIES	2,030.88
22/04/2016	EF046020	WESTERN AIRMOTIVE PTY LIMITED	AIRBAND REPAIRS	348.85
22/04/2016	EF046021	BUSSELTON SEA SCOUTS GROUP	KIDSPORT VOUCHERS	400.00
22/04/2016	EF046022	SOS OFFICE EQUIPMENT	OFFICE EQUIPMENT SERVICES - BUSSELTON SES	57.84
22/04/2016	EF046023	ROTARY CLUB OF BUSSELTON GEOGRAPHE BAY	CONTRIBUTION - AUSTRALIA DAY BREAKFAST	300.00
22/04/2016	EF046024	RUBEK AUTOMATIC DOORS	AUTOMATIC DOOR SERVICES - CRC & LIBRARY	1,318.90
22/04/2016	EF046025	CANCELLED	PRINTING ERROR	0.00
22/04/2016	EF046026	BUSSELTON REFRIGERATION & AIRCONDITIONING	DEGAS FRIDGES AT BUSSELTON WASTE FACILITY	1,512.50
22/04/2016	EF046027	SOUTHWEST TYRE SERVICE	PLANT TYRE SUPPLIER / REPAIRER	2,793.00
22/04/2016	EF046028	COATES HIRE	HIRE HEAVY PLANT EQUIPMENT	12,716.00
22/04/2016	EF046029	BUSSELTON HORSE & PONY CLUB	COMMUNITY BIDS GRANT & KIDSPORT VOUCHERS	15,100.00
22/04/2016	EF046030	GEOGRAPHE COMMUNITY LANDCARE NURSERY	NURSERY SUPPLIES	150.00
22/04/2016	EF046031	CHUBB FIRE & SECURITY PTY LTD	FIRE EQUIPMENT SERVICES	1,433.82
22/04/2016	EF046032	SIGMA COMPANIES GROUP PTY LTD	CHEMICAL SUPPLIER - GLC	246.40
22/04/2016	EF046033	DIAL BEFORE YOU DIG	CABLE LOCATION SERVICE	1,422.13
22/04/2016	EF046034	JOMAR CONTRACTING	BRIDGE MAINTENANCE SERVICES	19,899.00

6.2

Attachment A

List of Payments Made - April 2016

22/04/2016	EF046035	CARDNO (WA) PTY LTD	CONSULTANCY - REVISE FORESHORE UTILITY PLANS	3,300.00
22/04/2016	EF046036	ACROMAT	SPORT EQUIPMENT SUPPLIER - GLC	244.93
22/04/2016	EF046037	TECHNOLOGY ONE LIMITED	SOFTWARE SERVICES	2,399.38
22/04/2016	EF046038	AUTOMOTIVE DATA SERVICES P/L	ANNUAL RED BOOK SUBSCRIPTION	765.00
22/04/2016	EF046039	DUNSBOROUGH & DISTRICTS WATER CARTAGE	WATER CARTAGE & PLANT HIRE FOR DUST CONTROL	14,258.00
22/04/2016	EF046040	SOILS AINT SOILS	NURSERY SERVICES	39.90
22/04/2016	EF046041	CARBONE BROS PTY LTD	SUPPLY CRUSHED LIMESTONE FOR CYCLEWAY	12,818.13
22/04/2016	EF046042	SPORTS TURF TECHNOLOGY	REPLACEMENT DATA LOGGERS	6,160.00
22/04/2016	EF046043	BUSSELTON WELDING SERVICES	STEELWORK FOR GABION FURNITURE IN LIONS PARK	17,176.50
22/04/2016	EF046044	ABBAY BEACH RESORT	VENUE HIRE & ACCOMMODATION - STAFF CONFERENCE	20,013.10
22/04/2016	EF046045	TRUCKLINE	PLANT PURCHASES / SERVICES / PARTS	1,386.90
22/04/2016	EF046046	EARTH 2 OCEAN COMMUNICATIONS VICMAR	COMMUNICATION SERVICES - RADIO REPAIRS	1,347.20
22/04/2016	EF046047	DUNSBOROUGH RURAL SUPPLIES	RURAL SUPPLIES	75.82
22/04/2016	EF046048	BUNBURY HIAB AND TILTRAY (HOTMAC GOLD PTY LTD T/AS	TRANSPORT & TILT TRAY SERVICES	1,815.00
22/04/2016	EF046049	GAS-IT PIPE CONTRACTING	LOCATE SERVICES FOR BUSSELL HWY DRAINAGE WORKS	4,941.20
22/04/2016	EF046050	INFORMA AUSTRALIA PTY LTD	ANNUAL SUBSCRIPTION - EARTHMOVER & CIVIL	264.00
22/04/2016	EF046051	TYREPOWER BUSSELTON	PLANT TYRE SUPPLIER / REPAIRER	470.00
22/04/2016	EF046052	TRANSPACIFIC WASTE MANAGEMENT	RECYCLING SERVICES	275.72
22/04/2016	EF046053	AUTO - ONE	PLANT PURCHASES / SERVICES / PARTS	7,011.62
22/04/2016	EF046054	RICOH BUSINESS CENTRE	OFFICE EQUIPMENT SERVICES - PHOTOCOPING	10,466.03
22/04/2016	EF046055	INNOVEST CONSTRUCTION	CONSTRUCTION - OLD BUTTER FACTORY	20,781.64
22/04/2016	EF046056	WREN OIL	WASTE OIL DISPOSAL SERVICE	1,600.50
22/04/2016	EF046057	PASSMORE AUTOMOTIVE	VEHICLE MAINTENANCE SERVICES	322.70
22/04/2016	EF046058	CAPE CELLARS BUSSELTON	COUNCIL REFRESHMENTS	413.94
22/04/2016	EF046059	GLOBE SIGN CO.	SIGNAGE SERVICES - MEELUP REGIONAL PARK	4,235.00
22/04/2016	EF046060	VM VISIMAX	FIRE EQUIPMENT SUPPLIER	382.20
22/04/2016	EF046061	CROSS SECURITY SERVICES	SECURITY SERVICES - DEPOT TRAINING ROOM	118.80
22/04/2016	EF046062	BURKE AIR	AIR CONDITIONING SERVICES	10,537.45
22/04/2016	EF046063	COCA COLA - AMATIL PTY LTD	GLC KIOSK PURCHASES	2,346.56
22/04/2016	EF046064	RON BACK	SALARIES & ALLOWANCE TRIBUNAL SUBMISSION	4,774.88
22/04/2016	EF046065	WML CONSULTANTS PTY LTD	CONSULTANCY - PEEL TERRACE & STRELLY STREET	1,446.50
22/04/2016	EF046066	C.Y. O'CONNOR INSTITUTE	TRAINING SERVICES - DOG & CAT MANAGEMENT	916.96
22/04/2016	EF046067	LOCK AROUND THE CLOCK	SECURITY SERVICES - LOCK REPAIRS AND KEYS	2,049.25
22/04/2016	EF046068	SURVCON PTY LTD	SURVEY SERVICES - AIRPORT FEATURE SURVEY	6,545.00
22/04/2016	EF046069	LMW HEGNEY	PROPERTY VALUATION SERVICES - CAVES ROAD	2,500.00
22/04/2016	EF046070	WESTERN ALL PEST SERVICES PTY LTD	PEST CONTROL SERVICES - GLC TERMITE MONITORING	465.00
22/04/2016	EF046071	LEEWIN TRANSPORT	COURIER SERVICES	1,506.95

6.2

Attachment A

List of Payments Made - April 2016

22/04/2016 EF046072	SOUTH WEST CHEMICAL SERVICES	CHEMICAL SERVICES- ASBESTOS TESTING VASSE OVAL	1,387.93
22/04/2016 EF046073	FOXTEL CABLE TELEVISION PTY LTD	CABLE TV SUBSCRIPTION - GLC	210.00
22/04/2016 EF046074	GRASSIAS TURF MANAGEMENT	CRICKET PITCH MANAGEMENT SERVICES	3,680.41
22/04/2016 EF046075	GEOGRAPHE SAWS AND MOWERS	PLANT PURCHASES / SERVICES / PARTS	269.70
22/04/2016 EF046076	DIGITAL MAPPING SOLUTIONS	TRAINING - INTRA MAPS ADMINISTRATOR	2,200.00
22/04/2016 EF046077	SAFE & SURE SECURITY PTY LTD	SECURITY SERVICES - ALARM OCCURANCE	550.00
22/04/2016 EF046078	PARKS AND LEISURE AUST (NATIONAL)	ANNUAL MEMBERSHIP FEES	291.50
22/04/2016 EF046079	OUTSIDE INFLUENCE	CRC - CUSTOM SECURITY FENCE & GATES	6,492.47
22/04/2016 EF046080	CITY AND REGIONAL FUELS	FUEL SERVICES	4,726.87
22/04/2016 EF046081	TOTAL HORTICULTURAL SERVICES	LANDSCAPING SERVICES - RESERVE MAINT & PRUNING	21,067.35
22/04/2016 EF046082	VINEPOWER MARGARET RIVER PTY LTD	WEED CONTROL - VARIOUS RESERVES	6,472.83
22/04/2016 EF046083	TOTALLY SOUND	AUDIO EQUIPMENT HIRE - STAFF CONFERENCE	4,650.25
22/04/2016 EF046084	LOCAL BINS	BULK BIN SERVICES	1,155.00
22/04/2016 EF046085	DIRECT DEMOLITION	CLEANUP - ASBESTOS REMOVAL VASSE OVAL	1,760.00
22/04/2016 EF046086	REFACE INDUSTRIES PTY LTD	LIBRARY RESOURCES - DISC CLEANER CONSUMABLES	297.35
27/04/2016 EF046087	CANCELLED	PRINTING ERROR	0.00
22/04/2016 EF046088	BDA TREE LOPPING	TREE LOPPING SERVICES	58,921.50
22/04/2016 EF046089	BAY CABINETS	FURNITURE PRODUCT SUPPLIER	143.00
22/04/2016 EF046090	TRADE HIRE	PLANT HIRE EQUIPMENT SERVICES	6,626.78
22/04/2016 EF046091	DOOR HARDWARE SOLUTIONS	HARDWARE SERVICES	2,127.20
22/04/2016 EF046092	ALLFLOW INDUSTRIAL	PLANT MAINTENANCE SERVICES	1,887.55
22/04/2016 EF046093	ALLOY & STAINLESS PRODUCTS PTY LTD	PLANT PURCHASES / SERVICES / PARTS	123.66
22/04/2016 EF046094	CAPE RURAL CONTRACTING	FIRE CONTROL SERVICE - NON COMPLIANT PROPERTIES	2,090.00
22/04/2016 EF046095	VASSE DISTRICT COMMUNITY CENTRE	REIMBURSEMENT - EXISTING OVAL UPGRADE	6,572.06
22/04/2016 EF046096	AMBERGATE PLUMBING	PLUMBING SERVICES - VARIOUS BUILDINGS	7,339.16
22/04/2016 EF046097	JUICE PRINT	PRINTING SERVICES	925.00
22/04/2016 EF046098	AVP COMMERCIAL POOLS	GLC MAINTENANCE SERVICES	738.10
22/04/2016 EF046099	FENCING SOLUTIONS	FENCING - DUNS WASTE & DAWSON DRIVE ACCESS	6,440.00
22/04/2016 EF046100	BROADWATER BRICK PAVING	LIMESTONE BLOCK REPAIRS - ST MICHAELS PARKWAY	2,810.00
22/04/2016 EF046101	FIRST CAPE NATURALISTE SCOUT GROUP	KIDSPORT VOUCHERS	800.00
22/04/2016 EF046102	DUNSBOROUGH BAY YACHT CLUB	COMMUNITY BIDS GRANT & KIDSPORT VOUCHER	11,703.00
22/04/2016 EF046103	MJB INDUSTRIES PTY LTD	DRAINAGE SUPPLIES - SOAKWELLS & CULVERTS	2,601.72
22/04/2016 EF046104	BEACHSIDE BUILDING & MAINTENANCE	MAINTENANCE SERVICES - VARIOUS BUILDINGS	2,792.00
22/04/2016 EF046105	ELECTRICAL IRRIGATION SERVICES	ELECTRICAL SERVICES - SCOUT ROAD BORE	264.00
22/04/2016 EF046106	HART SPORT	SPORT EQUIPMENT SUPPLIER	320.30
22/04/2016 EF046107	STRATEGEN ENVIRONMENTAL CONSULTANTS PTY LTD	CONSULTANCY - AIRPORT & FORD ROAD	17,831.00
22/04/2016 EF046108	CAPE DRYCLEANERS	LINEN CLEANING SERVICES	122.20

6.2

Attachment A

List of Payments Made - April 2016

22/04/2016	EF046109	APRA LIMITED	LIVE MUSIC LICENCE RENEWALS	130.81
22/04/2016	EF046110	PHYSIO SOUTHWEST	WELLNESS PROGRAM - PILATES	672.00
22/04/2016	EF046111	NEVERFAIL SPRINGWATER LTD	WATER REFILL SERVICE - DUNS WASTE FACILITY	395.75
22/04/2016	EF046112	PFD FOOD SERVICES PTY LTD	GLC KIOSK PURCHASES	489.75
22/04/2016	EF046113	T-QUIP	MOWER PARTS & SERVICE	3,766.10
22/04/2016	EF046114	BEACHLANDS LAWNMOWING SERVICE	LAWN MOWING SERVICE	520.00
22/04/2016	EF046115	CELIA CLARE	ART GEO - OIL WOODEN FLOORS	395.00
22/04/2016	EF046116	HIF	HEALTH INSURANCE	215.55
28/04/2016	EF046117	CRAIG & SHEREE WOOD	LEASE AGREEMENT	820.00
28/04/2016	EF046118	PAY-PLAN PTY LTD	SALARY PACKAGING	13,565.33
28/04/2016	EF046119	HARCOURTS BUSSELTON	RENTAL LEASE AGREEMENT	840.00
28/04/2016	EF046120	AUSTRALIAN TAXATION OFFICE	PAYG TAXATION	196,993.00
28/04/2016	EF046121	AUSTRALIAN SERVICES UNION	UNION FEES	77.40
28/04/2016	EF046122	HBF HEALTH LIMITED	MEDICAL INSURANCE	489.35
28/04/2016	EF046123	LOCAL GOV'T RACE COURSE & CEMETERY EMPLOYEES	UNION FEES	317.76
28/04/2016	EF046124	DEPUTY CHILD SUPPORT REGISTRAR	SALARY DEDUCTIONS	976.63
28/04/2016	EF046125	CITY OF BUSSELTON-SOCIAL CLUB	SOCIAL CLUB REIMBURSEMENT	222.00
28/04/2016	EF046126	STAFF CHRISTMAS CLUB	PAYROLL DEDUCTIONS	3,885.00
28/04/2016	EF046127	CLICKSUPER	SUPERANNUATION	148,195.49
28/04/2016	EF046128	SHARON WOODFORD-JONES	STAFF REIMBURSEMENT - TRAINING	78.40
29/04/2016	EF046129	MULTICLEAN WA PTY LTD	CLEANING SERVICES - BUILDINGS & ABLUTIONS	25,732.62
29/04/2016	EF046130	MICHELLE SHERWOOD	STAFF REIMBURSEMENT - WORKING WITH CHILDREN	82.00
29/04/2016	EF046131	MCG ARCHITECTS PTY LTD	ADMIN BUILDING - ARCHITECTURAL SERVICES	31,985.80
29/04/2016	EF046132	LUV A LOLLY	CONFECTIONERY - GLC CAFÉ	513.75
29/04/2016	EF046133	SOUTH WEST PRINTING & PUBLISHING	ADVERTISING SERVICES	82.80
29/04/2016	EF046134	SUSSEX TURF CONTROL	TURF SERVICES - FERTILISE VARIOUS OVALS	7,418.00
29/04/2016	EF046135	BCP CIVIL & PLANT	PLANT HIRE & ROADWORKS	29,165.18
29/04/2016	EF046136	CLOUTZ EVENT HIRE	ENTERTAINMENT - FRINGE FESTIVAL	1,426.00
29/04/2016	EF046137	COLES.COM.AU	COUNCIL & STAFF REFRESHMENTS	205.00
29/04/2016	EF046138	BCP CONTRACTORS PTY LTD	CULVERT REPAIRS - BUNBURY STREET	2,794.00
29/04/2016	EF046139	ENPOINT	ACID SULFATE SOILS PLAN WASTE FACILITY	7,559.75
29/04/2016	EF046140	APP CORPORATION PTY LTD	AIRPORT PROJECT MANAGEMENT SERVICES	34,155.00
29/04/2016	EF046141	CR. R PAINE	COUNCILLOR REIMBURSEMENT	69.95
29/04/2016	EF046142	BBS COLLECTIONS PTY LTD	DEBT COLLECTION SERVICES	135.00
29/04/2016	EF046143	YAHAVA KOFFEE WORKS WHOLESALE	COFFE BEANS - GLC CAFÉ	87.00
29/04/2016	EF046144	BIG BEN BUILDERS PTY LTD	DESIGN & CONSTRUCTION - RAILWAY HOUSE	130,857.50
29/04/2016	EF046145	PERTH TRAINING CENTRE	TRAINING SERVICES - WORKING SAFELY AT HEIGHTS	300.00

6.2

Attachment A

List of Payments Made - April 2016

29/04/2016 EF046146	BUSSELTON BUILDING PRODUCTS	BUILDING PRODUCT SUPPLIER	520.62
29/04/2016 EF046147	TOTAL EDEN PTY LTD	RETICULATION SUPPLIES	742.44
29/04/2016 EF046148	COLES	COUNCIL & STAFF REFRESHMENTS	1,152.28
29/04/2016 EF046149	TECHNOLOGY ONE LIMITED	SOFTWARE SERVICES	1,057.00
29/04/2016 EF046150	D W & S V ROBERTS	CONCRETE SERVICES - YALLINGUP FOOTPATH	12,111.60
29/04/2016 EF046151	INNOVEST CONSTRUCTION	CONSTRUCTION - OLD BUTTER FACTORY	95,405.28
			<u>5,064,534.91</u>

INTERNAL PAYMENT VOUCHERS - APRIL 2016

<u>Date IVP</u>	<u>Name</u>	<u>Description</u>	<u>Amount</u>
30/03/2016 DD002727	CALTEX AUSTRALIA PETROLEUM PTY LTD	FUEL SERVICES	51,811.49
1/04/2016 DD002728	MACQUARIE EQUIPMENT RENTALS PTY LTD	LEASING PAYMENTS - PHOTOCOPIER	1,663.01
1/04/2016 DD002729	MACQUARIE EQUIPMENT RENTALS PTY LTD	LEASING PAYMENTS - SAN	28,965.82
1/04/2016 DD002730	MACQUARIE EQUIPMENT RENTALS PTY LTD	LEASING PAYMENTS - MONITORS	5,709.02
1/04/2016 DD002731	ANZ BANK	BANK FEES	4,571.46
1/04/2016 DD002732	RS THOMAS	REFUND OF RATE OVERPAYMENT	504.00
4/04/2016 DD002733	MC CLARE	REFUND OF RATE OVERPAYMENT	1,554.03
4/04/2016 DD002734	BL TAYLOR	REFUND OF RATE OVERPAYMENT	495.00
4/04/2016 DD002735	LES MILLS ASIA PACIFIC	GLC PROGRAM CONTRACT FEES	818.92
1/04/2016 DD002736	LES MILLS ASIA PACIFIC	NCC PROGRAM CONTRACT FEES	545.95
1/04/2016 DD002737	AS GRANT	REFUND OF RATE OVERPAYMENT	999.47
1/04/2016 DD002738	ANZ BANK - VISA CARD	CREDIT CARD PAYMENT	11,520.74
28/03/2016 DD002739	ANZ BANK	BANK FEES	6,799.13
1/04/2016 DD002740	COMMONWEALTH BANK	BANK FEES	3,692.95
1/04/2016 DD002741	ANZ BANK	BANK FEES	335.50
1/04/2016 DD002742	ANZ BANK	BANK FEES	170.29
1/04/2016 DD002743	GT HARDMAN	REFUND OF RATE OVERPAYMENT	119.55
1/04/2016 DD002744	EM MUSGRAVE	REFUND OF RATE OVERPAYMENT	309.04
1/04/2016 DD002745	EJ COX	REFUND OF RATE OVERPAYMENT	600.00
13/04/2016 DD002746	ANZ ONLINE PAY 21	FORTNIGHTLY PAY	652,985.57
1/04/2016 DD002747	FLEXIRENT CAPITAL PTY LTD	BUSSELTON LIBRARY - LEASING PAYMENTS	237.80
19/04/2016 DD002748	FLEXIRENT CAPITAL PTY LTD	DUNSBOROUGH LIBRARY - LEASING PAYMENTS	220.02
19/04/2016 DD002749	DAWS & SON PTY LTD	REFUND OF RATE OVERPAYMENT	951.87
14/04/2016 DD002750	DM CARTER	REFUND OF RATE OVERPAYMENT	222.00
18/04/2016 DD002751	JS HAZELL	REFUND OF RATE OVERPAYMENT	150.00

List of Payments Made - April 2016

18/04/2016	DD002752	COMMONWEALTH BANK	BANK FEES	504.66
15/04/2016	DD002753	GA NELMES	REFUND OF RATE OVERPAYMENT	565.97
27/04/2016	DD002754	ANZ ONLINE PAY 22	FORTNIGHTLY PAY	683,442.13
20/04/2016	DD002755	CE JOHNSON	REFUND OF RATE OVERPAYMENT	11,332.00
26/04/2016	DD002756	AG PERIAM & CL MINTO	REFUND OF RATE OVERPAYMENT	311.00
26/04/2016	DD002757	G PRESTON	REFUND OF RATE OVERPAYMENT	558.00
27/04/2016	DD002758	FINES ENFORCEMENT REGISTRY	BUSHFIRE & TRAFFIC INFRINGEMENTS	104.00
				<u><u>1,472,770.39</u></u>

TRUST ACCOUNT - APRIL 2016

<u>Date</u>	<u>Trust Chq</u>	<u>Name</u>	<u>Description</u>	
8/04/2016	007233	DEPARTMENT OF COMMERCE, BUILDING COMMISSION	REGISTRATIONS / LEVY PAYMENTS	38,890.74
8/04/2016	007234	CONSTRUCTION TRAINING FUND	BCITF LEVY	13,885.21
8/04/2016	007235	CITY OF BUSSELTON	BSL & CTF LEVY COMMISSION	943.25
				<u><u>53,719.20</u></u>

6.3 FINANCIAL ACTIVITY STATEMENTS - PERIOD ENDED 30 APRIL 2016

SUBJECT INDEX:	Budget Planning and Reporting
STRATEGIC OBJECTIVE:	An organisation that is managed effectively and achieves positive outcomes for the community.
BUSINESS UNIT:	Financial Services
ACTIVITY UNIT:	Financial Services
REPORTING OFFICER:	Manager, Financial Services - Victoria Wilmot Financial Accountant - Ehab Gowegati
AUTHORISING OFFICER:	Director, Finance and Corporate Services - Matthew Smith
VOTING REQUIREMENT:	Simple Majority
ATTACHMENTS:	Attachment A Financial Activity Statements - April 2016

PRÉCIS

Pursuant to Section 6.4 of the Local Government Act ('the Act') and Regulation 34(4) of the Local Government (Financial Management) Regulations ('the Regulations'), a local government is to prepare, on a monthly basis, a statement of financial activity that reports on the City's financial performance in relation to its adopted/amended budget.

This report has been compiled to fulfil the statutory reporting requirements of the Act and associated Regulations, whilst also providing the Council with an overview of the City's financial performance on a year to date basis for the period ending 30 April 2016.

BACKGROUND

The Regulations detail the form and manner in which financial activity statements are to be presented to the Council on a monthly basis; and are to include the following:

- Annual budget estimates;
- Budget estimates to the end of the month in which the statement relates;
- Actual amounts of revenue and expenditure to the end of the month in which the statement relates;
- Material variances between budget estimates and actual revenue/expenditure (including an explanation of any material variances);
- The net current assets at the end of the month to which the statement relates (including an explanation of the composition of the net current position).

Additionally, and pursuant to Regulation 34(5) of the Regulations, a local government is required to adopt a material variance reporting threshold in each financial year. At its meeting of 23 July 2015, the Council adopted (C1507/208) the following material variance reporting threshold for the 2015/16 financial year:

That pursuant to Regulation 34(5) of the Local Government (Financial Management) Regulations, the Council adopts a material variance reporting threshold with respect to financial activity statement reporting for the 2015/16 financial year to comprise variances equal to or greater than 10% of the year to date budget amount as detailed in the Income Statement by Nature and Type/Statement of Financial Activity report, however variances due to timing differences and/or seasonal adjustments are to be reported on a quarterly basis.

STATUTORY ENVIRONMENT

Section 6.4 of the Local Government Act and Regulation 34 of the Local Government (Financial Management) Regulations detail the form and manner in which a local government is to prepare financial activity statements.

RELEVANT PLANS AND POLICIES

NA

FINANCIAL IMPLICATIONS

Any financial implications are detailed within the context of this report.

STRATEGIC COMMUNITY OBJECTIVES

This matter principally aligns with Key Goal Area 6 – ‘Open and Collaborative Leadership’ and more specifically Community Objective 6.3 - ‘An organisation that is managed effectively and achieves positive outcomes for the community’. The achievement of the above is underpinned by the Council strategy to ‘ensure the long term financial sustainability of Council through effective financial management’.

RISK ASSESSMENT

Risk assessments have been previously completed in relation to a number of ‘higher level’ financial matters, including timely and accurate financial reporting to enable the Council to make fully informed financial decisions. The completion of the monthly Financial Activity Statement report is a treatment/control that assists in addressing this risk.

CONSULTATION

NA

OFFICER COMMENT

In order to fulfil statutory reporting requirements, and to provide the Council with a synopsis of the City’s overall financial performance on a year to date basis, the following financial reports are attached hereto:

- Statement of Financial Activity

This report provides details of the City’s operating revenues and expenditures on a year to date basis, by nature and type (i.e. description). The report has been further extrapolated to include details of non-cash adjustments and capital revenues and expenditures, to identify the City’s net current position; which reconciles with that reflected in the associated Net Current Position report.

- Net Current Position

This report provides details of the composition of the net current asset position on a year to date basis, and reconciles with the net current position as per the Statement of Financial Activity.

- Capital Acquisition Report

This report provides year to date budget performance (by line item) in respect of the following capital expenditure activities:

- Land and Buildings
- Plant and Equipment
- Furniture and Equipment

- Infrastructure

- Reserve Movements Report

This report provides summary details of transfers to and from reserve funds, and also associated interest earnings on reserve funds, on a year to date basis.

Additional reports and/or charts are also provided as required to further supplement the information comprised within the statutory financial reports.

COMMENTS ON FINANCIAL ACTIVITY TO 30 APRIL 2016

Comments on the financial activity and a brief explanation of the variances is provided below.

Operating Activity

- Operating Revenue

As at 30 April 2016, there is a variance of +0.2% in total operating revenue, with the following categories exceeding the 10% material variance threshold:

Description	Variance %	Variance \$000's
Operating Grants, Subsidies and Contributions	+22%	+\$615
Interest Earnings	+45%	+\$771
Non-Operating Grants, Subsidies and Contributions	-19%	-\$1,397
Profit on Asset Disposal	+17%	+\$2

Operating Grants, Subsidies and Contributions (+\$615K)

The current variance on operating grants, subsidies and contributions is primarily attributable to:

- Office of the CEO revenue is favourable to budget by +\$40k. This is mainly attributable to +\$38k revenue received for the CapeRoc project allocations and management studies and +\$2k silver funding sponsorship for the Busselton Skate park opening (Sunday 13th December 2015).
- Operations Services Works revenue is favourable to budget by +\$41k. This is mainly attributable to the reimbursement of workers compensation funds which offsets expenditure that has already been incurred.
- Financial Services revenue is favourable to budget by +\$59k. This is mainly attributable to the receipt of an unbudgeted distribution from the Local Government Insurance Scheme (LGIS) for the 2015 scheme member dividend. A total of \$6m was redistributed to members, with the City's share amounting to +\$37k. The City also received from LGIS an additional +\$11k in insurance recoup claims attributable to the Busselton Hockey Club and the Busselton Horse and Pony Club. These funds were then on-forwarded to these community groups to offset expenditure already incurred. The remaining +\$11k is for the receipt of funds associated with parental leave payments. This additional revenue also offsets expenditure already incurred by the City.
- Fire Prevention Services revenue is favourable to budget by +\$79k. This is mainly attributable to the receipt of unbudgeted revenue on the finalisation of the 2014/15 DFES reconciliation of +\$66k.
- Civic and Administration Centre revenue is favourable to budget by +\$228k. This is attributable to a contribution by BCG towards costs associated with the building design, as per contract negotiations. The final amount is still to be confirmed and therefore an immaterial variance may occur on the final amount received.
- Busselton Jetty revenue is favourable to budget by +\$351k. This is attributable to a timing difference where the invoice was raised in April (and paid in May) for the second payment attributable to the Jetty license agreement.
- Miscellaneous Bridge maintenance is below budget expectations by -\$360k. This is attributable to timing differences at this time with +\$180k being confirmed as receipted in May.

Interest Earnings (+\$771K)

The current variance on interest earnings is primarily attributable to:

- Late payment interest of +\$40k.
- Instalment plan interest of +\$6k.
- Interest on Municipal funds of -\$48k.
- Interest on reserve funds of +\$195k. The reserves balance currently includes \$16.9m loan funds for the Administration building redevelopment which is yet to be utilised. Due to the higher than anticipated balance at this time, interest earned has exceeded budget projections. It is noted of the \$195k in additional interest, \$124k is attributable to the Civic and Administration Centre Construction Reserve.
- Interest on restricted funds of +\$578k. This relates to interest on airport funds which is not budgeted for. The Airport grant agreement requires these funds be applied towards the Airport project.

Non-Operating Grants, Subsidies and Contributions (-\$1,397K)

The current variance on non-operating grants, subsidies and contributions is primarily attributable to:

- Developer contributions revenue to date is +\$93k over budget. At this time, it appears this maybe a timing difference. This line item has no impact on the budget as all developer contributions are transferred to restricted assets accounts to be used in subsequent periods for the purpose for which they were raised.
- Bridges construction program projected revenue is under budget by -\$645k. This is attributable to;
 - Federal funding of -\$288k towards the Queen Street Bridge design and preliminary works, which has been delayed pending the Busselton Traffic Study. Although some work has commenced the grant will not be claimed this financial year;
 - Works valued at \$304k for the Metricup Road Bridge were postponed to next year due to an unacceptable impact on tourist traffic. Both these projects will be carried forward and completed in the 16/17 financial year.
- Busselton shark net revenue is +\$100k over the year to date budget. This is reflective of a timing difference with the budget revenue being allocated to June.
- Busselton Foreshore projects are on the whole -\$599k below the year to budget. The main variances are attributable to;
 - Foreshore East Youth Precinct (skate park and adventure playground) revenue is +\$614k over the year to date budget, due to a budget allocation timing difference;
 - Provision of Services and Auxiliary works revenue is below budget by -\$1.2m. This is due to the \$4.5m Royalties for Regions grant being pending, with likely notification in June or July.
- Footpath construction works on the whole is below the year to date budget by -\$181k. This is attributable to;
 - Busselton Bypass, Strelly Street to Clydebank Avenue revenue is -\$61k below budget projections. This is a timing variance only as the City can only claim the 50% grant contribution in arrears, upon completion of the project. The acquittal process is currently underway;
 - Busselton Bypass, Fairway to Kangaroo Gully, revenue is -\$120k below budget projections. This is due to a timing variance only as the City can only claim the last 20% of this project upon completion of the works when the final cost is known. It is anticipated the final claim will be made in June.
- Main Roads capital road construction projected revenue is -\$179k below year to date budget. This variance is mainly attributable to two jobs, being Strelly Street -\$80k and Queen Elizabeth Avenue -\$84k;
 - The Strelly Street project consists of design, planning and minor preliminary works and has been delayed due to deliberations surrounding the outcomes of the Busselton Traffic Study. The City can only claim the second 40% progress payment in advance when the

first 40% has been fully expended. It is anticipated that this project will represent a carry over into the 16/17 financial year;

- The Queen Elizabeth Avenue asphalt overlay project is now nearing completion with the final 20% of the grant totalling \$42k to be claimed in June. A claim totalling the year to date variance of \$84k was raised in May effectively reducing this variance to nil.
- Roads to Recovery road project grant revenue is -\$52k below year to date budget. The City submits a quarterly claim in advance based on anticipated expenditure which was raised in April. It is noted that the amount subsequently received in May is lower than the claim amount. The variance is anticipated to be received next year and due to timing of expenditure there is no expected material impact on the City's net position as at year end.
- Road Initiative bus bays and shelters revenue is under budget by -\$180k. This is attributable to a timing variance only. The second 40% progress claim totalling \$120k was processed in May with the final claim valued at \$60k to be made in June.

Profit on Asset Disposals (+\$2K)

The current minor variance remains attributable to book profits on the sale of assets. It should be noted that this is an accounting book entry, and has no direct impact on the surplus/deficit position.

▪ Operating Expenditure

As at 30 April 2016, there is a variance of -7% in total operating expenditure, with the following categories exceeding the 10% material variance threshold:

Description	Variance %	Variance \$000's
Materials and Contracts	-21%	-\$2,639
Insurance Expenses	-10%	-\$74
Other Expenses	-20%	-\$514
Loss on Asset Disposal	+73%	+\$49

Materials and Contracts (-\$2,639K)

The materials and contracts operating expenditure category comprises a wide range of expenditure types. The current variance is attributable to both favourable and adverse variances (of varying magnitudes) across a range of diverse activities. The material variances are as follows:

▪ **Information Technology**

Information technology has a favourable variance of -\$165k compared to the year to date budget, which is mainly attributable to consultancy -\$54k, computer software licenses -\$29k, GIS costs -\$33k, and lease of equipment -\$32k. It is anticipated that the full budget allocation will be spent prior to the end of the financial year.

▪ **Community Recreation Centres**

Community recreation centres have an overall favourable variance of -\$91k. This is attributable to the Naturaliste Community Centre -\$57k, and the Geographe Leisure Centre -\$34k below the year to date budget. To maintain the net operating positions forecast, expenditure at both the GLC and NCC is being strictly prioritised and delayed wherever possible.

▪ **Environmental Planning**

Environmental planning is overall favourable by -\$124k, with implementation of management plans being down as compared to budget by -\$90k. This is attributable to timing differences associated with the utilisation of contractors and the seasonality of the work that is required. It is still expected that full budget allocation will be utilised by year end.

▪ **Busselton Jetty**

Busselton Jetty contractor costs are under the year to date budget by approximately -\$541k. The works planned for this financial year (as per the 50 year maintenance plan) consist of steel pier and superstructure corrosion protection assessment and repairs, handrail repainting, pile wrapping, light globe replacement and a \$110k contingency repair amount that has, to this point,

not been required. This will be a significant under expenditure to budget associated with Jetty works at year end. A portion of these works have been re-budgeted into the 2016/17 financial year. As Jetty works are funded from the Jetty Reserve, this variance will not impact on the City's year end net financial position.

- **Meelup Regional Park**

The Meelup Regional Park budget is underspent by -\$107k. This is mainly attributable to seasonal scheduling of expenditure on Meelup trail maintenance works and vegetation rehabilitation works. These works are now in progress.

- **Building Maintenance**

The scheduled building maintenance budget is underspent by -\$206k year to date. This is due in part to Facility staff spending a considerable amount of their time on relocating staff for the new administration building project. It is still anticipated however, that the level of expenditure will increase prior to the end of the year.

- **Provence and Vasse Newtown – Parks and Gardens**

Contractor costs associated with Provence Estate maintenance are under budget by -\$194k as public open space areas within the estate is yet to be handed over and therefore the maintenance of this area is not yet the responsibility of the City. There is also a favourable variance for contractor costs totaling -\$124k attributable to Vasse Newtown with some of this offset by City employee costs. A portion of the allocated budget is funded from the specified area rates and this draw down can only occur if expenditure is within the specified areas.

Insurance Expenses (-\$74K)

The current variance associated with insurance expenses is attributable to:

- Property insurance of -\$9k.
- Plant insurance premiums of -\$47k.
- Public liability insurance of -\$14k.
- Other general insurance costs of -\$4k.

As indicated in the budget review, whilst additional insurance expenses are expected to be incurred prior to 30 June 2016 due to insurance schedule additions and amendments, along with excess payments, these are not expected to be material in value. Consequently, a favourable variance is expected by financial year end.

Other Expenditure (-\$514K)

The current variances associated with other expenditure is attributable to:

- Members of Council expenses of -\$105k. This variance is made up of a number of different accounts with the main variances being;
 - Mayor and deputy mayor allowances -\$8k;
 - Elected members refreshment and functions -\$9k;
 - Elected members conference and training expenses -\$15k;
 - Elected members election and poll expenses -\$5k;
 - Elected members sitting fees -\$23k;
 - International relationships account -\$10k;
 - Presentations on termination policy -\$5.
- Community services administration expenses of -\$216k. This variance is attributable to;
 - Events, marketing and promotions is -\$147k below year to date budget. MERG Marketing funds which have not been expended as the MRBTA recharge campaign was halted due to amalgamation of GBTA/AMRTA and regional branding. Council has resolved to transfer \$150k from the commercial and industrial differential marketing funds into the Airport Marketing Reserve specifically for the marketing and support of the Airport development project, and this \$147k, along with further savings in the remainder of the financial year, will be used for this purpose. All remaining funds in the differential rate

marketing fund will be transferred to the Airport Marketing Reserve (\$150k as previously endorsed by Council and the remaining \$46k as per the MERG report to Council dated the 8th June 2016);

- Donations, contributions and subsidies of -\$49k. This relates to the timing of payments for projects funded as part of the community bids programme;
- Events sponsorships (differential rates) of -\$20k. This relates to events that have been funded through the events sponsorship programme that either have not yet been held, or have been cancelled.
- Half Iron man events sponsorship of -\$46k. This variance is a timing difference as the event was held in early May and therefore funds will be expended before the end of the financial year.
- Public relations expenses of -\$32k. This is attributable to catering -\$13k, advertising Council pages -\$7k, community consultations and surveys -\$7k, public relations account -\$9k and long service contributions to other Local Government Authorities +\$7k.
- Planning administration expenses of -\$30k. This is mainly attributable to the façade refurbishment subsidy account -\$25k and advertising (public/statutory) account being -\$4.5k below the year to date budget. With regard to the façade refurbishment, there were no suitable applications received in the first round fitting the requirements for funding. Letters have been sent out calling for a second round of applications. Although there has been a number of enquires, it now appears unlikely that the City will resolve any for payment this financial year.
- Rates administration valuation expenses are under budget by -\$18k. It is projected that the full rates valuation expense account will be expended by year end. A commitment of \$61k is posted against this account which mainly relates to the end of year unimproved values general valuations which have been received in May.

Loss on Asset Disposal (+\$49K)

The loss on asset disposal represents adverse book losses on the sale of sundry plant items and vehicles. It should be noted that this is a book entry only, and has no direct impact on the surplus/deficit position.

Capital Activity

Capital Revenue

As at 30 April 2016, there is a variance of -76% in total capital revenue, with the following categories exceeding the 10% material variance threshold:

Description	Variance %	Variance \$000's
Proceeds from Sale of Assets	-36%	-\$200
Transfer from Restricted Assets	-95%	-\$11,073
Transfer from Reserves	-61%	-\$4,900

Proceeds from Sales (-\$200K)

The proceeds from sale of assets category recognises the estimated sale or trade-in value of heavy and light plant items budgeted to be replaced during the financial year. The current adverse variance is largely reflective of the timing difference in the lower plant and equipment capital expenditure on a year to date basis.

Transfer from Restricted Assets (-\$11,073K)

The variance in transfers from restricted assets results largely from the budgeted -\$11.5m transfer associated with the Busselton Regional Airport development. As at 30 April 2016, no transfer has been processed with year to date actual project expenditure at \$755k (\$535k exclusive of City employees costs). It is anticipated that a transfer from the Airport Development project to municipal funds will be made during May.

The remaining -\$96k transfer from restricted assets relates to the Port Geographe bank guarantee drawdown and this transfers will occur in May.

This variance is partly offset by refunds in bonds and deposits of +\$523k as at the end of April where all obligations have been fulfilled to authorise the return of funds. The City does not budget for these transactions, and as such, any material variance will be reported accordingly.

Transfer from Reserves (-\$4,900K)

The variance in transfers from reserves is attributed to the less than anticipated budget transfer of \$4.9m associated with the new Civic and Administration Centre building. A significant timing variance is reflected as at 30 April 2016, as transfers are not processed until after funds have been expended or invoiced. It is anticipated that the end of year position will be in line with the budget.

▪ Capital Expenditure

As at 30 April 2016, there is a variance of -42% in total capital expenditure, with the following categories exceeding the 10% material variance threshold:

Description	Variance %	Variance \$000's
Land and Buildings	-69%	-\$11,171
Plant & Equipment	-39%	-\$885
Furniture and Equipment	-38%	-\$192
Infrastructure	-41%	-\$9,988
Transfers to Restricted Assets	+61%	+\$927
Transfers to Reserves	-20%	-\$1,851

The attachments to this report include detailed listings of the following capital expenditure (project) items, to assist in reviewing specific variances:

- Land and Buildings
- Plant and Equipment
- Furniture and Equipment
- Infrastructure

In respect of the other classifications, an overview of the year to date financial performance is provided as follows:

Transfers to Restricted Assets (+\$927K)

The transfers to restricted assets budget comprises an estimation of funds that could potentially be received during the financial year, primarily from developer contributions. Due to the nature of the category, the annual budget allocation is spread evenly throughout the financial year. The performance in this activity does not have any direct impact on the surplus/deficit position, as whilst recognised as operating revenue upon receipt, these funds are subsequently quarantined to restricted assets. The transfers to restricted assets category also include the payment of bonds and deposits, where no specific budget allocation is made for these funds.

The favourable financial year to date variance of approximately +\$927k is primarily attributable to:

- The receipt of developer contribution payments in excess of budget totalling +\$93k.
- The receipt of unbudgeted interest associated with the Airport funds of +\$578k.
- The City salaries attributable to the Airport development project of -\$220k. It has been confirmed that in-kind salaries are not recoverable from project funds.
- The receipt of bond and deposit payments totalling approximately +\$480k.

The performance in this category generally does not impact on the closing surplus/deficit position with the exception the non-recovery of City's salaries from the Airport Development project. Part of the interest earned on certain restricted asset funds do contribute to the City's municipal interest earnings.

Transfers to Reserves (-\$1,851K)

The transfers to reserves are attributable to:

- An increase in interest earned of +\$195k (as explained previously under the heading of "Interest Earnings").
- The transfer of funds from the municipal account to the reserve account associated with the Port Geographe drawdown yet to occur of -\$2.046m. This transaction will be processed as part of the May transfers.

CONCLUSION

The Net Current Position as at 30 April 2016 of \$4.4m is \$1.6m higher than as at 30 April 2015. The Net Current Position is impacted by many factors and consistent with prior years, is expected to fluctuate significantly as we move towards the end of financial year.

In terms of the annual budget review, completed as at 29 February 2016, a surplus closing position of approximately \$360k was projected as at 30 June 2016 (excluding any re-list items). Whilst there have been favourable and unfavourable variances that have arisen during the month, these do not warrant an amendment to the current projected surplus. The level of fluctuation expected over the next two months highlights the increased necessity to closely monitor financial performance over the remainder of the current financial year.

OPTIONS

Nil.

TIMELINE FOR IMPLEMENTATION OF OFFICER RECOMMENDATION

Not applicable.

OFFICER RECOMMENDATION

That the Council receives the statutory financial activity statement reports for the period ending 30 April 2016, pursuant to Regulation 34(4) of the Local Government (Financial Management) Regulations.

City of BusseltonStatement of Financial ActivityFor The Period Ending 30 April 2016

	2015/2016 Actual	2015/2016 Amended Budget YTD	2015/2016 Original Budget YTD	2015/2016 Amended Budget	2015/2016 Original Budget	2015/16 Bud (A) Variance	YTD Variance
	\$	\$	\$	\$	\$	%	
Revenue from Ordinary Activities							
Rates	39,098,519	38,890,548	38,890,548	38,998,079	38,998,079	0.53%	
Operating Grants, Subsidies and Contributions	3,472,644	2,857,657	2,497,336	3,940,817	3,580,496	21.52%	
Fees & Charges	13,639,183	13,601,040	13,601,040	15,099,480	15,099,480	0.28%	
Other Revenue	2,349,463	2,432,451	387,765	2,578,776	534,090	-3.41%	
Interest Earnings	2,497,802	1,726,505	1,726,505	2,039,550	2,039,550	44.67%	
	<u>61,057,611</u>	<u>59,508,201</u>	<u>57,103,194</u>	<u>62,656,702</u>	<u>60,251,695</u>	<u>6.93%</u>	
Expenses from Ordinary Activities							
Employee Costs	(21,678,120)	(22,267,275)	(22,202,648)	(26,413,101)	(26,322,721)	-2.65%	
Materials & Contracts	(10,014,669)	(12,653,957)	(12,562,416)	(15,481,246)	(15,183,305)	-20.86%	
Utilities (Gas, Electricity, Water etc)	(1,818,675)	(1,934,245)	(1,934,245)	(2,321,370)	(2,321,370)	-5.97%	
Depreciation on non current assets	(12,451,113)	(12,199,650)	(12,199,650)	(14,636,430)	(14,636,430)	2.06%	
Insurance Expenses	(663,483)	(737,192)	(737,192)	(737,370)	(737,370)	-10.00%	
Other Expenditure	(2,024,723)	(2,538,910)	(2,423,910)	(3,128,622)	(3,011,622)	-20.25%	
Allocations	1,518,468	1,655,725	1,655,725	1,899,950	1,899,950	-8.29%	
	<u>(47,132,315)</u>	<u>(50,675,504)</u>	<u>(50,404,336)</u>	<u>(60,818,189)</u>	<u>(60,312,868)</u>	<u>-6.49%</u>	
Borrowings Cost Expense							
Interest Expenses	(1,005,939)	(1,018,667)	(1,018,667)	(1,340,955)	(1,340,955)	-1.25%	
	<u>(1,005,939)</u>	<u>(1,018,667)</u>	<u>(1,018,667)</u>	<u>(1,340,955)</u>	<u>(1,340,955)</u>	<u>-1.25%</u>	
Non-Operating Grants, Subsidies and Contributions	5,779,026	7,175,591	6,857,229	37,091,345	37,417,983	-19.46%	
Profit on Asset Disposals	13,164	11,207	11,207	16,007	16,007	17.46%	
Loss on Asset Disposals	(117,083)	(67,616)	(67,616)	(68,867)	(68,867)	73.16%	
	<u>5,675,107</u>	<u>7,119,182</u>	<u>6,800,820</u>	<u>37,038,485</u>	<u>37,365,123</u>	<u>-16.55%</u>	
Net Result	<u>18,594,464</u>	<u>14,933,212</u>	<u>12,481,011</u>	<u>37,536,043</u>	<u>35,962,995</u>	<u>48.98%</u>	
Adjustments for Non-cash Revenue & Expenditure							
Depreciation	12,451,113	12,199,650	12,199,650	14,636,430	14,636,430		
Donated Assets	(35,609)	0	0	(13,124,650)	(13,124,650)		
(Profit)/Loss on Sale of Assets	103,919	56,409	56,409	52,860	52,860		
Allocations & Other Adjustments	(51,984)	0	0	0	0		
Deferred Pensioner Movements	(15,760)	0	0	0	0		
Recording of Employee Entitlements (Provisions)	(190,126)	(190,126)	(190,126)	(253,479)	(253,479)		
Deposit & Bonds Movements (cash backed)	(43,127)	0	0	0	0		
Capital Revenue & (Expenditure)							
Land & Buildings	(4,956,665)	(16,127,292)	(15,964,060)	(29,548,202)	(29,324,470)	-69.27%	
Plant & Equipment	(1,394,280)	(2,279,580)	(2,279,580)	(2,514,500)	(2,514,500)	-38.84%	
Furniture & Equipment	(319,711)	(511,829)	(511,829)	(2,229,834)	(2,229,834)	-37.54%	
Infrastructure	(14,367,367)	(24,355,239)	(24,515,910)	(69,506,874)	(69,887,195)	-41.01%	
Proceeds from Sale of Assets	361,926	562,400	562,400	592,200	592,200	-35.65%	
Proceeds from New Loans	850,000	850,000	850,000	850,000	850,000	0.00%	
Self Supporting Loans - Repayment of Principal	55,456	55,456	55,456	74,508	74,508	0.00%	
Total Loan Repayments - Principal	(1,352,489)	(1,352,489)	(1,352,489)	(1,823,986)	(1,823,986)	0.00%	
Transfer to Restricted Assets	(2,433,803)	(1,507,070)	(1,507,070)	(1,808,490)	(1,808,490)	61.49%	
Transfer from Restricted Assets	522,691	11,595,959	11,500,000	53,363,764	53,267,805	-95.49%	
Transfer to Reserves	(7,355,216)	(9,205,900)	(7,165,255)	(11,524,487)	(9,483,842)	-20.10%	
Transfer from Reserves	3,180,797	8,070,692	8,070,692	24,472,157	24,257,108	-60.59%	
Opening Funds Surplus/ (Deficit)	756,540	756,540	756,540	756,540	756,540		
Net Current Position - Surplus / (Deficit)	<u>4,360,769</u>	<u>(6,449,207)</u>	<u>(6,954,161)</u>	<u>0</u>	<u>0</u>		

City of Busselton**Net Current Position****For The Period Ending 30 April 2016**

	2015/16 Actual	2015/16 Amended Budget	2015/16 Original Budget	2014/15 Actual
	\$	\$	\$	\$
<u>NET CURRENT ASSETS</u>				
<u>CURRENT ASSETS</u>				
Cash - Unrestricted	1,933,703	927,925	927,925	6,323,599
Cash - Restricted	119,386,268	48,778,190	47,048,553	113,281,134
Sundry Debtors	1,626,676	1,200,000	1,200,000	1,814,961
Rates Outstanding - General	1,623,480	700,000	700,000	445,904
Stock on Hand	16,543	20,270	20,270	20,270
	<u>124,586,670</u>	<u>51,626,385</u>	<u>49,896,748</u>	<u>121,885,868</u>
<u>LESS: CURRENT LIABILITIES</u>				
Bank Overdraft	0	0	0	0
Sundry Creditors	839,633	2,848,195	2,848,195	7,848,194
Performance Bonds	1,988,872	2,031,999	2,031,999	2,031,999
	<u>2,828,505</u>	<u>4,880,194</u>	<u>4,880,194</u>	<u>9,880,193</u>
Current Position (inclusive of Restricted Funds)	121,758,165	46,746,191	45,016,554	112,005,675
Add: Cash Backed Liabilities (Deposits & Bonds)	1,988,872	2,031,999	2,031,999	2,031,999
Less: Cash - Restricted Funds	(119,386,268)	(48,778,190)	(47,048,553)	(113,281,134)
<u>NET CURRENT ASSET POSITION</u>	<u><u>4,360,769</u></u>	<u><u>0</u></u>	<u><u>0</u></u>	<u><u>756,540</u></u>

City of BussetonCapital Acquisition ReportProperty, Plant & Equipment, InfrastructureFor the Period Ended 30 April 2016

Description	2015/16 Actual	2015/16 Amended Budget YTD	2015/16 Original Budget YTD	2015/16 Amended Budget	2015/16 Original Budget	2015/16 Budget YTD Variance
	\$	\$	\$	\$	\$	%
>> Property, Plant & Equipment						
Land						
10610 Property Services Administration	0	50,000	50,000	100,000	100,000	-100.00%
11156 Airport Development	4,878	1,760,000	1,760,000	2,650,000	2,650,000	-99.72%
B1519 Lot 40 Vasse Highway	555,000	560,000	560,000	560,000	560,000	-0.89%
	559,878	2,370,000	2,370,000	3,310,000	3,310,000	-76.38%
Buildings						
Major Projects						
Major Project - Busseton Foreshore						
B9570 Foreshore East-Youth Precinct Community Youth Building/SLSC	0	2,416,660	2,416,660	2,900,000	2,900,000	-100.00%
B9583 Railway House	430,366	1,666,670	1,666,670	2,000,000	2,000,000	-74.18%
B9593 Multi-Purpose Community Sporting Clubhouse	0	677,890	677,890	813,470	813,470	-100.00%
B9597 Steel Frame Shed (Jetty Train)	22,769	0	0	0	0	0.00%
	453,135	4,761,220	4,761,220	5,713,470	5,713,470	-90.48%
Major Project - Administration Building						
B9010 Civic and Administration Centre	2,865,656	7,500,000	7,500,000	9,000,000	9,000,000	-61.79%
B9011 Civic and Administration Centre Relocation Expenses	456,683	150,000	150,000	180,000	180,000	204.46%
	3,322,339	7,650,000	7,650,000	9,180,000	9,180,000	-56.57%
Buildings (Other)						
B9104 Wilyabrup Brigade Shed	12,375	0	0	0	0	0.00%
B9300 Aged Housing Capital Improvements - Winderup	38,164	34,200	34,200	68,400	68,400	11.59%
B9301 Aged Housing Capital Improvements - Harris Road	21,808	20,300	20,300	40,600	40,600	7.43%
B9403 Dunsborough Tip - Buildings	214	20,000	20,000	20,000	20,000	-98.93%
B9513 GLC Sports Stadium Floor	1,396	50,000	50,000	60,000	60,000	-97.21%
B9514 GLC Changeroom Refurbishment	2,442	97,664	83,330	114,334	100,000	-97.50%
B9528 GLC - Plant Room	7,870	10,000	10,000	12,000	12,000	-21.30%
B9529 GLC - Pool Entry Doors	5,133	5,000	5,000	6,000	6,000	2.66%
B9534 Community Resource Centre	21,452	17,500	0	21,000	0	22.59%
B9549 Dunsborough Oval Change Rooms Upgrade	6,332	6,670	6,670	8,000	8,000	-5.07%
B9551 Old Butter Factory Building Upgrade	105,997	106,000	0	159,000	0	0.00%
B9554 GLC Extensions	24,965	22,068	16,670	25,398	20,000	13.13%
B9591 Performing Arts Centre	0	75,000	75,000	100,000	100,000	-100.00%
B9592 Vasse Newtown Hall	0	0	17,500	0	21,000	0.00%
B9594 Vasse Community Recreation Precinct - Changerooms & Toilet	6,323	0	0	250,000	250,000	0.00%
B9595 GLC Extensions - New Entry Door	20,307	15,000	0	15,000	0	35.38%
B9596 GLC Building Improvements	2,636	22,500	0	30,000	0	-88.28%
B9715 Airport Terminal Stage 1B	15,526	400,000	400,000	490,000	490,000	-96.12%
B9716 Airport Terminal Stage 2	15,526	0	0	9,450,000	9,450,000	0.00%
B9802 Kook Caravan Park Ablutions Refurbishment	22,846	87,500	87,500	105,000	105,000	-73.89%
B9804 Kook Park Home	0	66,670	66,670	80,000	80,000	-100.00%
B9902 Lot 40 Vasse Highway Dwelling	290,000	290,000	290,000	290,000	290,000	0.00%
	621,313	1,346,072	1,182,840	11,344,732	11,121,000	-53.84%
Total Buildings	4,396,787	13,757,292	13,594,060	26,238,202	26,014,470	-68.04%
Plant & Equipment						
10200 Financial Services	37,404	0	0	0	0	0.00%
10250 Information Technology	37,196	39,000	39,000	39,000	39,000	-4.63%
10380 Busseton Library	27,128	35,000	35,000	35,000	35,000	-22.49%
10530 Community Services Administration	37,455	40,000	40,000	40,000	40,000	-6.36%
10591 Geographe Leisure Centre	5,538	0	0	0	0	0.00%
10630 Property and Business Development	31,434	35,000	35,000	35,000	35,000	-10.19%
10820 Strategic Planning	35,631	40,000	40,000	40,000	40,000	-10.92%
10910 Building Services	31,356	35,000	35,000	35,000	35,000	-10.41%
10920 Environmental Health Services Administration	37,660	40,000	40,000	40,000	40,000	-5.85%
10922 Preventative Services - Mosquitoes	0	2,750	2,750	3,300	3,300	-100.00%
10980 Other Law, Order & Public Safety	47,308	100,000	100,000	100,000	100,000	-52.69%
11000 Engineering & Works Services Support	54,376	50,000	50,000	50,000	50,000	8.75%
11101 Engineering Services Administration	34,911	35,000	35,000	35,000	35,000	-0.26%
11107 Engineering Services Design	32,041	35,000	35,000	35,000	35,000	-8.45%
11151 Airport Operations	43,066	55,000	55,000	55,000	55,000	-21.70%
11156 Airport Development	0	40,000	40,000	40,000	40,000	-100.00%
11160 Busseton Jetty	31,132	31,000	31,000	31,000	31,000	0.43%
11401 Transport - Workshop	1,569	5,000	5,000	5,000	5,000	-68.62%
11402 Plant Purchases (P10)	388,207	630,000	630,000	630,000	630,000	-38.38%
11403 Plant Purchases (P11)	345,339	540,000	540,000	567,000	567,000	-36.05%

City of BussetonCapital Acquisition ReportProperty, Plant & Equipment, InfrastructureFor the Period Ended 30 April 2016

Description	2015/16 Actual	2015/16 Amended Budget YTD	2015/16 Original Budget YTD	2015/16 Amended Budget	2015/16 Original Budget	2015/16 Budget YTD Variance
	\$	\$	\$	\$	\$	%
11404 Plant Purchases (P12)	64,415	380,000	380,000	587,000	587,000	-83.05%
11500 Operations Services Administration	71,117	110,000	110,000	110,000	110,000	-35.35%
B1029 Busseton Branch SES	0	1,830	1,830	2,200	2,200	-100.00%
	1,394,280	2,279,580	2,279,580	2,514,500	2,514,500	-38.84%
Furniture & Office Equipment						
10250 Information Technology	166,775	277,500	277,500	333,000	333,000	-39.90%
10380 Busseton Library	12,293	24,800	24,800	24,800	24,800	-50.43%
10590 Naturaliste Community Centre	1,764	10,000	10,000	10,000	10,000	-82.36%
10591 Geographe Leisure Centre	5,065	42,540	42,540	42,540	42,540	-88.09%
10616 Winderup Villas Aged Housing	2,590	3,000	3,000	6,000	6,000	-13.68%
10617 Harris Road Aged Housing	737	3,000	3,000	4,000	4,000	-75.45%
10618 Winderup Court Aged Housing	1,518	2,500	2,500	2,500	2,500	-39.30%
10625 Art Geo Administration	10,000	10,000	10,000	10,000	10,000	0.00%
10900 Cultural Planning	80,885	81,069	81,069	108,094	108,094	-0.23%
10920 Environmental Health Services Administration	0	2,920	2,920	3,500	3,500	-100.00%
11151 Airport Operations	21,770	0	0	0	0	0.00%
11156 Airport Development	6,919	40,000	40,000	1,668,000	1,668,000	-82.70%
11170 Meelup Regional Park	1,486	0	0	0	0	0.00%
11401 Transport - Workshop	1,076	0	0	0	0	0.00%
B1027 Emergency Management Caravan	1,140	0	0	0	0	0.00%
B1029 Busseton Branch SES	1,635	2,000	2,000	2,400	2,400	-18.23%
G0031 Dunsborough Waste Facility	4,060	12,500	12,500	15,000	15,000	-67.52%
	319,711	511,829	511,829	2,229,834	2,229,834	-37.54%
Sub-Total Property, Plant & Equipment	6,670,655	18,918,701	18,755,469	34,292,536	34,068,804	-64.74%
>> Infrastructure						
Major Project - Busseton Foreshore						
C0038 Car Park - Provisionals	0	16,670	16,670	20,000	20,000	-100.00%
C3064 Foreshore East - Coastal Defences (Jetty to Geo. Bay Rd)	902,654	923,387	923,387	923,387	923,387	-2.25%
C3098 Active Playing Fields - Barnard Park (Eastern Section)	11,557	0	0	0	0	0.00%
C3103 Foreshore East Youth Precinct (Skate Park & Adv. Playground)	1,162,491	1,022,600	1,022,600	1,227,126	1,227,126	13.68%
C3107 Foreshore East - Foreshore Promenade (Jetty to Geo. Bay Rd)	1,096,709	1,157,650	1,157,650	1,389,170	1,389,170	-5.26%
C3132 Busseton Foreshore - Provision of Services & Auxiliary Work	0	1,316,670	1,316,670	1,580,000	1,580,000	-100.00%
C3133 Foreshore Ancillary Works	91,173	416,670	416,670	500,000	500,000	-78.12%
C3140 Foreshore Water Supply and Services	392,225	308,330	308,330	370,000	370,000	27.21%
C3141 Landscape Works Foreshore Parade and Jetty Way	58,655	41,670	41,670	50,000	50,000	40.76%
C3142 Nautical Lady - Landscaping	80,794	67,200	67,200	80,635	80,635	20.23%
F0064 Footpath Construction - Jetty Way	20,000	16,670	16,670	20,000	20,000	19.98%
F0065 Footpath Construction - Foreshore Parade	26,370	25,000	25,000	30,000	30,000	5.48%
W0131 Foreshore East - Foreshore Parade & Ancillary Council Works	654,155	629,170	629,170	755,000	755,000	3.97%
W0171 Jetty Way Construction	85,715	79,170	79,170	95,000	95,000	8.27%
	4,582,497	6,020,857	6,020,857	7,040,318	7,040,318	-23.89%
Busseton Jetty						
C3500 Busseton Jetty Refurbishment	921,912	1,200,000	1,200,000	1,200,000	1,200,000	-23.17%
	921,912	1,200,000	1,200,000	1,200,000	1,200,000	-23.17%
Footpaths Construction						
F0018 Marine Terrace	94,724	16,000	16,000	96,000	96,000	492.02%
F0020 Thomas Street	7,193	8,876	8,876	8,876	8,876	-18.96%
F0041 Recreation Lane Footpath (Connecting to Clydebank Ave)	12,123	45,000	45,000	45,000	45,000	-73.06%
F0058 Amberley Loop PAW - Dunsborough	0	10,000	10,000	10,000	10,000	-100.00%
F0059 Brown Street Footpaths	93,956	25,143	25,143	153,000	153,000	273.69%
F0060 Elmore Road - Dunsborough	8,091	10,000	10,000	10,000	10,000	-19.09%
F0061 Layman Road Footpath Renewal	0	35,000	35,000	35,000	35,000	-100.00%
F0062 Prince Regent Footpath Renewal	20,057	22,000	22,000	22,000	22,000	-8.83%
F0063 Yallingup Footpath	21,415	70,000	70,000	70,000	70,000	-69.41%
	257,559	242,019	242,019	449,876	449,876	6.42%
Drainage Construction - Street						
D0009 Busseton LIA - Geocatch Drain Partnership	0	30,000	30,000	30,000	30,000	-100.00%
D0010 Dunsborough / Busseton Drainage Upgrades	102,086	87,200	87,200	104,640	104,640	17.07%
D0014 Yale Close, Abbey Drainage Upgrade	14,661	20,000	20,000	20,000	20,000	-26.69%
	116,747	137,200	137,200	154,640	154,640	-14.91%

City of BusseltonCapital Acquisition ReportProperty, Plant & Equipment, InfrastructureFor the Period Ended 30 April 2016

Description	2015/16 Actual	2015/16 Amended Budget YTD	2015/16 Original Budget YTD	2015/16 Amended Budget	2015/16 Original Budget	2015/16 Budget YTD Variance
	\$	\$	\$	\$	\$	%
Car Parking Construction						
C0027 Meelup Beach Parking Upgrade	239,767	204,154	204,154	279,652	279,652	17.44%
C0031 Reserve 41445 Reseal (Coles)	15,559	17,024	17,024	17,024	17,024	-8.60%
C0035 Churchill Park Hardstand Area (Parking)	2,971	65,002	65,002	130,000	130,000	-95.43%
C0036 Lou Weston / King St Foreshore Car Parking	587	50,500	50,500	101,000	101,000	-98.84%
C0037 Vasse Community & Recreation Precinct- Car Parking Stage 1	126,686	70,000	70,000	220,000	220,000	80.98%
	385,569	406,680	406,680	747,676	747,676	-5.19%
Bridges Construction						
A0010 Queen Street Bridge 0240A	0	288,000	288,000	288,000	288,000	-100.00%
A0015 Metricup Road Bridge - 3354	177,000	1,089,000	1,089,000	1,089,000	1,089,000	-83.75%
A0017 Tuart Drive Bridge (0239A)	284,679	284,679	430,000	284,679	645,000	0.00%
A0019 Chambers Road Bridge - 3372A	3,517	16,770	16,770	16,770	16,770	-79.03%
A0020 Ludlow Hithergreen Road Bridge - 3464	0	159,000	159,000	159,000	159,000	-100.00%
	465,195	1,837,449	1,982,770	1,837,449	2,197,770	-74.68%
Cycleways Construction						
F1008 Busselton Bypass - Strelley Street to Clydebank Avenue	157,306	122,500	122,500	245,000	245,000	28.41%
F1014 Busselton Bypass - Fairway to Kangaroo Gully	30,410	544,820	544,820	600,000	600,000	-94.42%
F1016 Rails to Trails - Bypass (Kangaroo Gully - Glenview)	17,567	28,000	28,000	56,000	56,000	-37.26%
	205,282	695,320	695,320	901,000	901,000	-70.48%
Townscape Construction						
C1024 Dunsborough Road Access Improvements Stage 1	618,146	362,253	362,253	483,000	483,000	70.64%
C1025 Kent Street	57,605	101,630	101,630	162,000	162,000	-43.32%
	675,751	463,883	463,883	645,000	645,000	45.67%
Boat Ramps Construction						
C1503 Quindalup Sea Rescue Boat Ramp	8,915	120,000	120,000	120,000	120,000	-92.57%
	8,915	120,000	120,000	120,000	120,000	-92.57%
Beach Restoration						
C2512 Sand Re-Nourishment	20,332	45,000	45,000	100,000	100,000	-54.82%
C2513 Locke Estate - Design and Construction of Coastal Works	0	0	0	20,572	20,572	0.00%
C2520 Coastal Protection Works	0	18,750	18,750	25,000	25,000	-100.00%
C2521 Coastal Protection Structures Renewal	31,995	90,000	90,000	140,000	140,000	-64.45%
	52,327	153,750	153,750	285,572	285,572	-65.97%
Parks, Gardens & Reserves						
C3007 Park Furniture Replacement - Replace aged & unsafe Equip	31,832	25,840	25,840	31,000	31,000	23.19%
C3014 Meelup Park - Fire Access Trail	18,554	16,670	16,670	20,000	20,000	11.30%
C3046 Dunsborough - BMX / Skatebowl	0	29,170	29,170	35,000	35,000	-100.00%
C3084 Lou Weston Bore Replacement & Irrigation Upgrade	0	50,000	50,000	60,000	60,000	-100.00%
C3096 Yallingup Park - Upgrades	174,769	235,830	235,830	283,000	283,000	-25.89%
C3110 Dunsborough Lions Park	185,731	241,670	241,670	290,010	290,010	-23.15%
C3122 Rails to Trails	15,252	37,946	37,946	37,946	37,946	-59.81%
C3123 Geopraphe Leisure Centre - Landscaping	0	0	22,500	0	30,000	0.00%
C3124 Rails-to-Trails Interpretation (Vasse Trailhead stage)	10,580	19,705	19,705	19,705	19,705	-46.31%
C3127 Whale Viewing Platform - Point Picquet	0	20,830	20,830	25,000	25,000	-100.00%
C3128 Rotary Park Playground Fencing	20,000	16,670	16,670	20,000	20,000	19.98%
C3129 Cherry Hills Circle Water Meter	20,551	12,500	12,500	15,000	15,000	64.41%
C3130 Vasse Birchfields Bore	0	25,000	25,000	30,000	30,000	-100.00%
C3131 Elijah Circle POS, Lot 1000 Landscaping	0	33,330	33,330	40,000	40,000	-100.00%
C3134 Vasse Community & Recreation Precinct - AFL Oval Stage 1	77,883	1,085,000	1,085,000	1,085,000	1,085,000	-92.82%
C3135 Busselton Foreshore - Minor Landscaping Works	58,469	60,000	60,000	60,000	60,000	-2.55%
C3136 Newtown Oval - Minor Upgrade of Existing Oval	10,255	20,000	20,000	20,000	20,000	-48.73%
C3138 Foreshore West Landscaping - Gale St to High St	0	36,000	36,000	108,000	108,000	-100.00%
C3139 Foreshore - Barnard Park Cricket Practice Wickets	6,941	7,650	7,650	7,650	7,650	-9.27%
	630,817	1,973,811	1,996,311	2,187,311	2,217,311	-68.04%
Cemetery Capital Works						
C1609 Pioneer Cemetery - Implement Conservation Plan	1,768	16,670	16,670	20,000	20,000	-89.39%
	1,768	16,670	16,670	20,000	20,000	-89.39%

City of BusseltonCapital Acquisition ReportProperty, Plant & Equipment, InfrastructureFor the Period Ended 30 April 2016

Description	2015/16 Actual	2015/16 Amended Budget YTD	2015/16 Original Budget YTD	2015/16 Amended Budget	2015/16 Original Budget	2015/16 Budget YTD Variance
	\$	\$	\$	\$	\$	%
Beach Front Infrastructure Works						
C1753 Eagle Bay Viewing Platform	0	23,000	23,000	23,000	23,000	-100.00%
C1756 Busselton Shark Net	96,009	77,780	77,780	93,335	93,335	23.44%
	96,009	100,780	100,780	116,335	116,335	-4.73%
Aged Housing - Infrastructure Works						
C3451 Aged Housing Infrastructure (Upgrade)	5,522	18,500	18,500	37,000	37,000	-70.15%
	5,522	18,500	18,500	37,000	37,000	-70.15%
Sanitation Infrastructure						
C3479 New Cell Development	1,268,313	2,250,000	2,250,000	3,000,000	3,000,000	-43.63%
C3481 Transfer Station Development	118,168	975,000	975,000	1,300,000	1,300,000	-87.88%
C3483 Road Sealing	85,665	90,000	90,000	180,000	180,000	-4.82%
C3485 Site Rehabilitation - Busselton	41,855	817,500	817,500	1,485,000	1,485,000	-94.88%
	1,514,001	4,132,500	4,132,500	5,965,000	5,965,000	-63.36%
Airport Development						
C6089 Airport Construction Stage 1B, External Services	14,011	320,000	320,000	425,000	425,000	-95.62%
C6090 Parks & Gardens Airport Stage 2	15,512	0	0	980,000	980,000	0.00%
C6091 Airport Construction Stage 2, Noise Management Plan	21,526	0	0	980,000	980,000	0.00%
C6092 Airport Construction Stage 2, Airfield	15,526	0	0	25,850,000	25,850,000	0.00%
C6093 Airport Construction Stage 2, Car Park & Access Roads	15,526	0	0	6,700,000	6,700,000	0.00%
C6094 Airport Construction Stage 2, Jet Fuel	15,526	0	0	465,000	465,000	0.00%
C6095 Airport Construction Stage 2, External Services	21,400	0	0	4,100,000	4,100,000	0.00%
C6096 Airport Construction Stage 1B, Car Park & Access Roads	15,526	228,000	228,000	343,000	343,000	-93.19%
C6097 Airport Construction Stage 1B, Jet Fuel	15,526	458,000	458,000	687,000	687,000	-96.61%
C6098 Airport Construction Stage 1B, External Works	17,041	40,000	40,000	57,000	57,000	-57.40%
C6099 Airport Development - Project Expenses	509,983	829,633	822,483	1,058,094	1,048,094	-38.53%
	677,103	1,875,633	1,868,483	41,645,094	41,635,094	-63.90%
Main Roads						
S0007 Puzey Road - Second Coat Seal	26,019	27,400	27,400	27,400	27,400	-5.04%
S0018 Banks Avenue Dunsborough	21,003	29,000	29,000	29,000	29,000	-27.58%
S0019 Big Rock Place	33,983	30,240	30,240	30,240	30,240	12.38%
S0020 Blythe Road	17,123	26,310	26,310	26,310	26,310	-34.92%
S0021 Carter Road	8,865	12,180	12,180	12,180	12,180	-27.22%
S0022 Floodgate Road	6,733	7,720	7,720	7,720	7,720	-12.79%
S0023 Hairpin Road	9,144	7,870	7,870	7,870	7,870	16.19%
S0024 Molloy Street	13,249	18,850	18,850	18,850	18,850	-29.71%
S0025 O'Byrne Road	17,516	16,820	16,820	16,820	16,820	4.14%
S0026 Payne Road	16,585	16,970	16,970	16,970	16,970	-2.27%
S0027 Queen Elizabeth Avenue	17,556	22,800	22,800	22,800	22,800	-23.00%
S0028 Quindalup South Road	27,852	36,340	36,340	36,340	36,340	-23.36%
S0029 Simon Close Broadwater	20,120	21,000	21,000	21,000	21,000	-4.19%
S0030 Vasse Yallingup Siding Road	5,481	10,470	10,470	10,470	10,470	-47.65%
S0035 Strelly Street	42,542	153,164	153,164	190,664	190,664	-72.22%
S0049 Layman Road	685,986	500,000	500,000	750,000	750,000	37.20%
S0062 Queen Elizabeth Ave asphalt overlay various sections	130,887	210,000	210,000	315,000	315,000	-37.67%
S0064 Peel Terrace	25,046	87,426	87,426	112,426	112,426	-71.35%
S0301 Glover Road	11,064	4,800	4,800	4,800	4,800	130.50%
S0302 Beachfields Drive	11,671	17,630	17,630	17,630	17,630	-33.80%
	1,148,421	1,256,990	1,256,990	1,674,490	1,674,490	-8.64%
Roads to Recovery						
T0004 Chapman Hill Road	38,117	30,114	30,114	40,150	40,150	26.57%
T0016 Puzey Road	129,514	696,450	696,450	1,043,000	1,043,000	-81.40%
T0019 Wonnerup South Road	30,375	70,000	70,000	70,000	70,000	-56.61%
T0026 Kaloorup Road	86,162	87,910	87,910	87,910	87,910	-1.99%
T0030 Acton Park Road	42,706	31,059	31,059	41,410	41,410	37.50%
T0056 Whatman Street	665	69,000	69,000	69,000	69,000	-99.04%
T0057 Abbeys Farm Road	51,490	44,650	44,650	44,650	44,650	15.32%
T0058 Boallia Road	38,589	37,790	37,790	37,790	37,790	2.11%
T0059 Canal Rocks Road	59,066	60,760	60,760	60,760	60,760	-2.79%
T0060 Greenfields Road	2,691	11,000	11,000	11,000	11,000	-75.54%
T0061 Jindong Treeton Road	56,378	68,930	68,930	68,930	68,930	-18.21%
T0062 Layman Road	30,371	35,000	35,000	35,000	35,000	-13.23%
T0064 Oates Road	37,759	34,089	34,089	45,450	45,450	10.76%

City of BussetonCapital Acquisition ReportProperty, Plant & Equipment, InfrastructureFor the Period Ended 30 April 2016

Description	2015/16 Actual	2015/16 Amended Budget YTD	2015/16 Original Budget YTD	2015/16 Amended Budget	2015/16 Original Budget	2015/16 Budget YTD Variance
	\$	\$	\$	\$	\$	%
T0065 Simon Street Busseton	38,245	39,000	39,000	39,000	39,000	-1.94%
T0066 Tompsett Road	84,184	86,150	86,150	86,150	86,150	-2.28%
T0067 Tuart Drive	81,508	107,000	107,000	107,000	107,000	-23.82%
T0068 Wyadup Road	56,890	54,530	54,530	54,530	54,530	4.33%
T0069 Hadfield Avenue	32,951	42,750	42,750	57,000	57,000	-22.92%
T0070 Osprey Drive	228	8,420	8,420	8,420	8,420	-97.30%
T0071 Redgum Way	7,420	11,000	11,000	11,000	11,000	-32.55%
T0072 Bangalo Close	17,226	18,000	18,000	18,000	18,000	-4.30%
	922,532	1,643,602	1,643,602	2,036,150	2,036,150	-43.87%
Council Roads Initiative						
W0001 Coley Road	10,328	10,645	10,645	10,645	10,645	-2.97%
W0028 Bus Bays & Shelters	77,305	278,423	278,423	278,423	278,423	-72.23%
W0036 Georgette Street Asphalt Overlay	66,629	56,000	56,000	56,000	56,000	18.98%
W0046 Hurford Street	3,302	40,755	40,755	40,755	40,755	-91.90%
W0080 Bussell Highway	140	31,000	31,000	31,000	31,000	-99.55%
W0097 Gibb Road	42,656	31,884	31,884	42,510	42,510	33.79%
W0116 Adams Road Gravel Resheeting	89,380	107,200	107,200	107,200	107,200	-16.62%
W0134 Banksia Road	60,417	65,700	65,700	65,700	65,700	-8.04%
W0135 Bussell Highway - Norman Road Broadwater Intersection	0	34,000	34,000	34,000	34,000	-100.00%
W0136 DAP Issues District ACROD Bays, ramps, signs etc	37,728	30,000	30,000	55,000	55,000	25.76%
W0137 Edwards Road	23,106	145,920	145,920	145,920	145,920	-84.17%
W0138 Geographe Bay Road (0388) Abbey	47,039	52,000	52,000	52,000	52,000	-9.54%
W0139 Geographe Bay Road (0611) Abbey	42,768	72,000	72,000	72,000	72,000	-40.60%
W0140 Irvine Road	22,616	26,500	26,500	26,500	26,500	-14.66%
W0141 Jasper Road	18,987	19,500	19,500	19,500	19,500	-2.63%
W0142 Morrison Street Busseton	59,614	103,000	103,000	103,000	103,000	-42.12%
W0143 Price Road	124,793	110,680	110,680	110,680	110,680	12.75%
W0144 Ruabon Road	26,014	29,850	29,850	29,850	29,850	-12.85%
W0145 South Street Busseton	17,329	41,000	41,000	41,000	41,000	-57.73%
W0146 Walburra Siding Road	35,402	40,280	40,280	40,280	40,280	-12.11%
W0147 Edwards Street Busseton	56,721	58,500	58,500	78,000	78,000	-3.04%
W0148 Myles Street Busseton	32,308	39,000	39,000	39,000	39,000	-17.16%
W0149 Powell Court Busseton	56,418	60,000	60,000	60,000	60,000	-5.97%
W0150 Roe Terrace Busseton	14,634	19,000	19,000	19,000	19,000	-22.98%
W0151 Steeple Retreat Busseton	38,237	21,000	21,000	84,000	84,000	82.08%
W0152 Clairault Court Dunsborough	11,948	3,251	3,251	13,000	13,000	267.51%
W0153 Crosby Close Dunsborough	33,155	8,500	8,500	34,000	34,000	290.06%
W0154 Gull Court Dunsborough	24,767	8,250	8,250	33,000	33,000	200.20%
W0155 Hannay Lane Dunsborough	8,234	3,251	3,251	13,000	13,000	153.27%
W0156 Swallow Cove Dunsborough	90,237	11,751	11,751	47,000	47,000	667.91%
W0157 Argyle Place Geographe	17,860	6,250	6,250	25,000	25,000	185.76%
W0158 Cleveland Court Geographe	18,731	26,000	26,000	26,000	26,000	-27.96%
W0159 David Drive Geographe	41,229	55,000	55,000	55,000	55,000	-25.04%
W0160 Harrier Cove Geographe	9,679	15,000	15,000	15,000	15,000	-35.48%
W0161 Ibis Court Geographe	21,469	18,000	18,000	18,000	18,000	19.27%
W0162 Kite Court Geographe	15,318	19,000	19,000	19,000	19,000	-19.38%
W0163 Aitken Place West Busseton	27,953	33,000	33,000	33,000	33,000	-15.29%
W0164 Glassby Place West Busseton	26,852	43,000	43,000	43,000	43,000	-37.55%
W0165 Heron Place West Busseton	27,551	19,000	19,000	38,000	38,000	45.00%
W0166 Lilly Crescent West Busseton	86,546	59,000	59,000	118,000	118,000	46.69%
W0167 Trident Close West Busseton	27,149	20,502	20,502	41,000	41,000	32.42%
W0168 Trojan Close West Busseton	37,765	26,250	26,250	35,000	35,000	43.87%
W0169 Wylie Crescent West Busseton	137,933	105,753	105,753	141,000	141,000	30.43%
W0170 Boallia Rd /Ambergate Rd Intersection	19,958	20,000	20,000	20,000	20,000	-0.21%
W0172 Woodbridge Vale	0	22,000	22,000	22,000	22,000	-100.00%
W0173 Wildwood Road	11,234	13,000	13,000	13,000	13,000	-13.59%
	1,699,437	2,059,595	2,059,595	2,443,963	2,443,963	-17.49%
Sub-Total Infrastructure	14,367,367	24,355,239	24,515,910	69,506,874	69,887,195	-41.01%
Grand Total - Capital Acquisitions	21,038,023	43,273,940	43,271,379	103,799,410	103,955,999	

City of BusseltonReserves Movement ReportFor The Period Ending 30 April 2016

	2015/2016 Actual	2015/2016 Amended Budget YTD	2015/2016 Original Budget YTD	2015/2016 Amended Budget	2015/2016 Original Budget	2014/2015 Actual
	\$	\$	\$	\$	\$	\$
100 Airport Infrastructure Renewal and Replacement Reserve						
Accumulated Reserves at Start of Year	459,285.18	459,285.18	459,285.18	459,285.18	459,285.18	597,302.42
Interest transfer to Reserves	17,285.60	11,240.00	11,240.00	13,488.00	13,488.00	22,698.28
Transfer from Muni	334,780.00	334,780.00	334,780.00	401,740.00	401,740.00	413,178.48
Transfer to Muni	0.00	0.00	0.00	(42,630.00)	(42,630.00)	(573,894.00)
	<u>811,350.78</u>	<u>805,305.18</u>	<u>805,305.18</u>	<u>831,883.18</u>	<u>831,883.18</u>	<u>459,285.18</u>
101 Asset Depreciation Reserve						
Accumulated Reserves at Start of Year	2,546,023.36	2,546,023.36	2,546,023.36	2,546,023.36	2,546,023.36	4,026,326.36
Interest transfer to Reserves	59,556.79	62,310.00	62,310.00	74,772.00	74,772.00	133,322.04
Transfer to Muni	0.00	0.00	0.00	(125,000.00)	(125,000.00)	(1,613,625.04)
	<u>2,605,580.15</u>	<u>2,608,333.36</u>	<u>2,608,333.36</u>	<u>2,495,795.36</u>	<u>2,495,795.36</u>	<u>2,546,023.36</u>
102 Beach Protection Reserve						
Accumulated Reserves at Start of Year	1,494,337.28	1,494,337.28	1,494,337.28	1,494,337.28	1,494,337.28	1,324,758.47
Interest transfer to Reserves	41,230.59	36,570.00	36,570.00	43,884.00	43,884.00	51,113.01
Transfer from Muni	370,000.00	370,000.00	370,000.00	444,000.00	444,000.00	613,433.12
Transfer to Muni	0.00	0.00	0.00	(326,572.00)	(326,572.00)	(494,967.32)
	<u>1,905,567.87</u>	<u>1,900,907.28</u>	<u>1,900,907.28</u>	<u>1,655,649.28</u>	<u>1,655,649.28</u>	<u>1,494,337.28</u>
106 Building Reserve						
Accumulated Reserves at Start of Year	1,409,407.53	1,409,407.53	1,409,407.53	1,409,407.53	1,409,407.53	1,500,202.79
Interest transfer to Reserves	38,999.08	34,490.00	34,490.00	41,388.00	41,388.00	62,778.42
Transfer from Muni	416,670.00	416,670.00	416,670.00	500,000.00	500,000.00	500,000.00
Transfer to Muni	0.00	0.00	0.00	(785,049.00)	(625,000.00)	(653,573.68)
	<u>1,865,076.61</u>	<u>1,860,567.53</u>	<u>1,860,567.53</u>	<u>1,165,746.53</u>	<u>1,325,795.53</u>	<u>1,409,407.53</u>
107 Corporate IT System Programme						
Accumulated Reserves at Start of Year	128,259.45	128,259.45	128,259.45	128,259.45	128,259.45	123,846.27
Interest transfer to Reserves	3,154.85	3,140.00	3,140.00	3,768.00	3,768.00	4,413.18
	<u>131,414.30</u>	<u>131,399.45</u>	<u>131,399.45</u>	<u>132,027.45</u>	<u>132,027.45</u>	<u>128,259.45</u>
110 Jetty Maintenance Reserve						
Accumulated Reserves at Start of Year	2,094,712.96	2,094,712.96	2,094,712.96	2,094,712.96	2,094,712.96	1,464,952.27
Interest transfer to Reserves	61,152.27	51,270.00	51,270.00	61,524.00	61,524.00	52,543.45
Transfer from Muni	356,174.00	361,285.00	361,285.00	1,159,369.00	1,159,369.00	1,153,802.33
Transfer to Muni	0.00	0.00	0.00	(1,582,460.00)	(1,582,460.00)	(576,585.09)
	<u>2,512,039.23</u>	<u>2,507,267.96</u>	<u>2,507,267.96</u>	<u>1,733,145.96</u>	<u>1,733,145.96</u>	<u>2,094,712.96</u>
111 Legal Expenses Reserve						
Accumulated Reserves at Start of Year	309,205.83	309,205.83	309,205.83	309,205.83	309,205.83	249,161.68
Interest transfer to Reserves	7,623.72	7,570.00	7,570.00	9,084.00	9,084.00	10,044.15
Transfer from Muni	0.00	210,644.50	0.00	210,644.50	0.00	50,000.00
	<u>316,829.55</u>	<u>527,420.33</u>	<u>316,775.83</u>	<u>528,934.33</u>	<u>318,289.83</u>	<u>309,205.83</u>
112 Long Service Leave Reserve						
Accumulated Reserves at Start of Year	2,204,037.00	2,204,037.00	2,204,037.00	2,204,037.00	2,204,037.00	1,987,579.00
Interest transfer to Reserves	55,972.12	53,940.00	53,940.00	64,728.00	64,728.00	72,612.83
Transfer from Muni	104,170.00	104,170.00	104,170.00	125,000.00	125,000.00	492,840.07
Transfer to Muni	0.00	0.00	0.00	(508,210.00)	(468,210.00)	(348,994.90)
	<u>2,364,179.12</u>	<u>2,362,147.00</u>	<u>2,362,147.00</u>	<u>1,885,555.00</u>	<u>1,925,555.00</u>	<u>2,204,037.00</u>
114 City Car Parking and Access Reserve						
Accumulated Reserves at Start of Year	198,114.86	198,114.86	198,114.86	198,114.86	198,114.86	1,641.14
Interest transfer to Reserves	9,597.74	4,850.00	4,850.00	5,820.00	5,820.00	7,560.96
Transfer from Muni	316,140.00	316,140.00	316,140.00	379,363.00	379,363.00	351,162.00
Transfer to Muni	0.00	0.00	0.00	(162,249.00)	(162,249.00)	(162,249.24)
	<u>523,852.60</u>	<u>519,104.86</u>	<u>519,104.86</u>	<u>421,048.86</u>	<u>421,048.86</u>	<u>198,114.86</u>

City of Busselton

Reserves Movement Report

For The Period Ending 30 April 2016

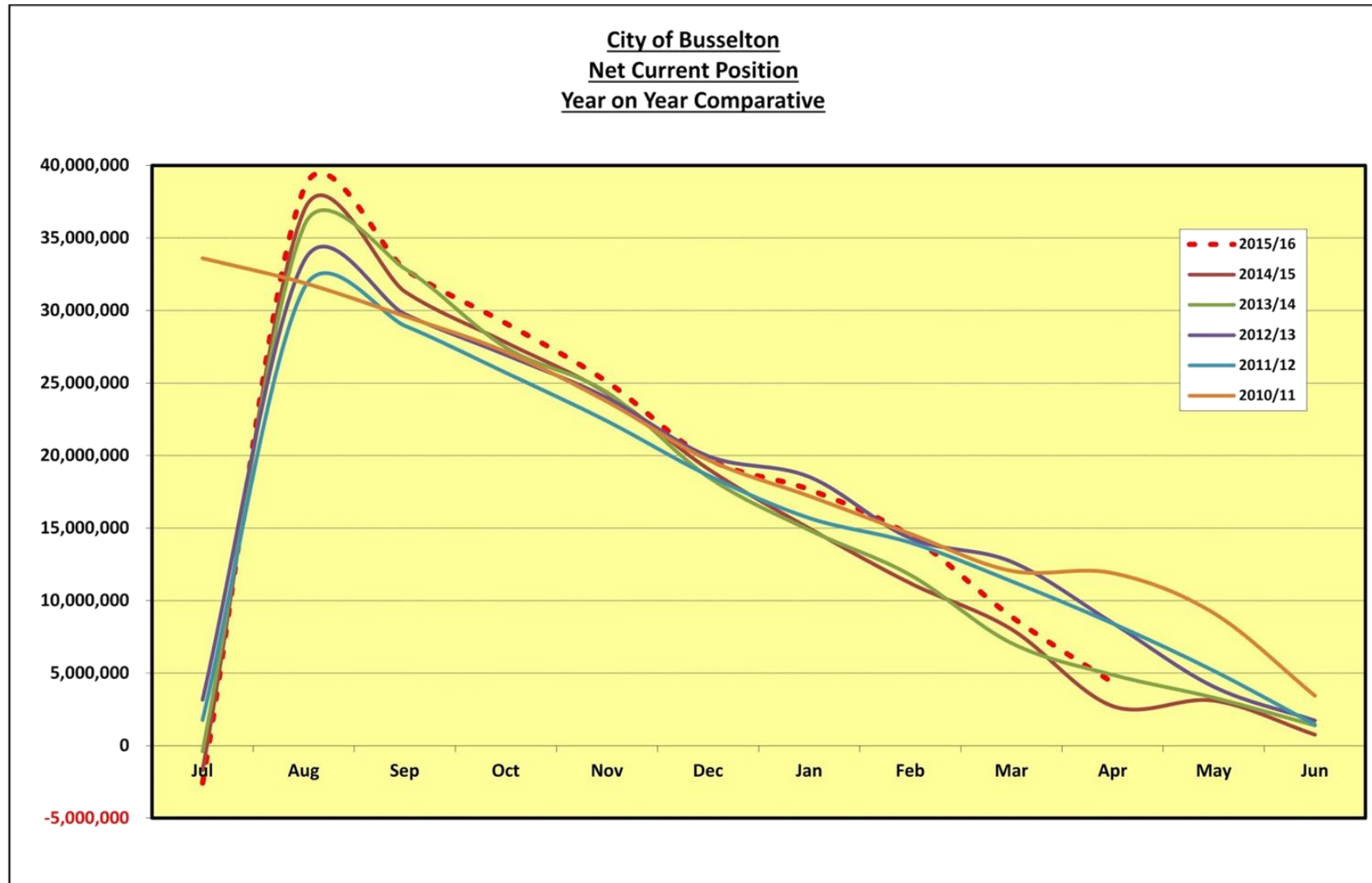
	2015/2016 Actual	2015/2016 Amended Budget YTD	2015/2016 Original Budget YTD	2015/2016 Amended Budget	2015/2016 Original Budget	2014/2015 Actual
	\$	\$	\$	\$	\$	\$
115 Plant Replacement Reserve						
Accumulated Reserves at Start of Year	2,425,054.89	2,425,054.89	2,425,054.89	2,425,054.89	2,425,054.89	3,597,284.40
Interest transfer to Reserves	67,772.56	59,350.00	59,350.00	71,220.00	71,220.00	122,315.58
Transfer from Muni	585,280.00	585,280.00	585,280.00	702,330.00	702,330.00	500,000.00
Transfer to Muni	0.00	0.00	0.00	(781,000.00)	(766,000.00)	(1,794,545.09)
	<u>3,078,107.45</u>	<u>3,069,684.89</u>	<u>3,069,684.89</u>	<u>2,417,604.89</u>	<u>2,432,604.89</u>	<u>2,425,054.89</u>
116 Professional Development Reserve						
Accumulated Reserves at Start of Year	74,239.77	74,239.77	74,239.77	74,239.77	74,239.77	111,895.55
Interest transfer to Reserves	2,322.76	1,820.00	1,820.00	2,184.00	2,184.00	4,429.87
Transfer from Muni	50,000.00	50,000.00	50,000.00	60,000.00	60,000.00	40,000.00
Transfer to Muni	0.00	0.00	0.00	(75,000.00)	(75,000.00)	(82,085.65)
	<u>126,562.53</u>	<u>126,059.77</u>	<u>126,059.77</u>	<u>61,423.77</u>	<u>61,423.77</u>	<u>74,239.77</u>
117 Road Asset Renewal Reserve						
Accumulated Reserves at Start of Year	118,257.47	118,257.47	118,257.47	118,257.47	118,257.47	2,435.24
Interest transfer to Reserves	15,935.08	2,890.00	2,890.00	3,468.00	3,468.00	16,180.90
Transfer from Muni	918,160.00	918,160.00	918,160.00	1,101,785.00	1,101,785.00	704,644.00
Transfer to Muni	0.00	0.00	0.00	(1,065,515.00)	(1,065,515.00)	(605,002.67)
	<u>1,052,352.55</u>	<u>1,039,307.47</u>	<u>1,039,307.47</u>	<u>157,995.47</u>	<u>157,995.47</u>	<u>118,257.47</u>
119 Sick Pay Incentive Reserve						
Accumulated Reserves at Start of Year	143,876.51	143,876.51	143,876.51	143,876.51	143,876.51	137,020.46
Interest transfer to Reserves	3,547.54	3,520.00	3,520.00	4,224.00	4,224.00	4,827.25
Transfer from Muni	0.00	0.00	0.00	0.00	0.00	2,028.80
Transfer to Muni	0.00	0.00	0.00	(5,000.00)	(5,000.00)	0.00
	<u>147,424.05</u>	<u>147,396.51</u>	<u>147,396.51</u>	<u>143,100.51</u>	<u>143,100.51</u>	<u>143,876.51</u>
120 Strategic Projects Reserve						
Accumulated Reserves at Start of Year	185,993.80	185,993.80	185,993.80	185,993.80	185,993.80	245,557.51
Interest transfer to Reserves	4,546.66	4,550.00	4,550.00	5,460.00	5,460.00	9,078.29
Transfer from Muni	20,830.00	20,830.00	20,830.00	25,000.00	25,000.00	20,000.00
Transfer to Muni	0.00	0.00	0.00	0.00	0.00	(88,642.00)
	<u>211,370.46</u>	<u>211,373.80</u>	<u>211,373.80</u>	<u>216,453.80</u>	<u>216,453.80</u>	<u>185,993.80</u>
121 Waste Management Facility and Plant Reserve						
Accumulated Reserves at Start of Year	8,134,428.23	8,134,428.23	8,134,428.23	8,134,428.23	8,134,428.23	5,824,493.70
Interest transfer to Reserves	236,438.76	199,090.00	199,090.00	238,908.00	238,908.00	255,039.32
Transfer from Muni	2,072,580.00	2,072,580.00	2,072,580.00	2,487,090.00	2,487,090.00	2,654,067.32
Transfer to Muni	0.00	0.00	0.00	(6,555,000.00)	(6,555,000.00)	(599,172.11)
	<u>10,443,446.99</u>	<u>10,406,098.23</u>	<u>10,406,098.23</u>	<u>4,305,426.23</u>	<u>4,305,426.23</u>	<u>8,134,428.23</u>
122 Port Geographe Development Reserve						
Accumulated Reserves at Start of Year	569,370.66	569,370.66	569,370.66	569,370.66	569,370.66	567,296.45
Interest transfer to Reserves	13,926.23	13,940.00	13,940.00	16,728.00	16,728.00	20,175.35
Transfer from Muni	0.00	1,066,000.00	0.00	1,066,000.00	0.00	0.00
Transfer to Muni	0.00	0.00	0.00	(6,240.00)	(6,240.00)	(18,101.14)
	<u>583,296.89</u>	<u>1,649,310.66</u>	<u>583,310.66</u>	<u>1,645,858.66</u>	<u>579,858.66</u>	<u>569,370.66</u>
123 Port Geographe Waterways Management Reserve (SAR)						
Accumulated Reserves at Start of Year	3,265,183.14	3,265,183.14	3,265,183.14	3,265,183.14	3,265,183.14	3,295,493.00
Interest transfer to Reserves	81,248.47	79,910.00	79,910.00	95,892.00	95,892.00	121,137.83
Transfer from Muni	132,620.00	362,620.00	132,620.00	389,141.00	159,141.00	148,552.31
Transfer to Muni	0.00	0.00	0.00	(300,000.00)	(300,000.00)	(300,000.00)
	<u>3,479,051.61</u>	<u>3,707,713.14</u>	<u>3,477,713.14</u>	<u>3,450,216.14</u>	<u>3,220,216.14</u>	<u>3,265,183.14</u>

City of BusseltonReserves Movement ReportFor The Period Ending 30 April 2016

	2015/2016 Actual	2015/2016 Amended Budget YTD	2015/2016 Original Budget YTD	2015/2016 Amended Budget	2015/2016 Original Budget	2014/2015 Actual
	\$	\$	\$	\$	\$	\$
124 Workers Compensation Contingency Reserve						
Accumulated Reserves at Start of Year	265,277.30	265,277.30	265,277.30	265,277.30	265,277.30	256,149.59
Interest transfer to Reserves	6,525.02	6,490.00	6,490.00	7,788.00	7,788.00	9,127.71
	<u>271,802.32</u>	<u>271,767.30</u>	<u>271,767.30</u>	<u>273,065.30</u>	<u>273,065.30</u>	<u>265,277.30</u>
126 Provenge Landscape Maintenance Reserve (SAR)						
Accumulated Reserves at Start of Year	676,765.29	676,765.29	676,765.29	676,765.29	676,765.29	533,687.51
Interest transfer to Reserves	18,549.27	16,560.00	16,560.00	19,872.00	19,872.00	21,473.58
Transfer from Muni	106,690.00	106,690.00	106,690.00	128,024.00	128,024.00	121,604.20
Transfer to Muni	0.00	0.00	0.00	(117,120.00)	(117,120.00)	0.00
	<u>802,004.56</u>	<u>800,015.29</u>	<u>800,015.29</u>	<u>707,541.29</u>	<u>707,541.29</u>	<u>676,765.29</u>
127 Infrastructure Development Reserve						
Accumulated Reserves at Start of Year	2,311,812.74	2,311,812.74	2,311,812.74	2,311,812.74	2,311,812.74	1,778,227.78
Interest transfer to Reserves	58,914.14	83,760.00	83,760.00	100,512.00	100,512.00	61,190.56
Transfer from Muni	0.00	534,000.00	0.00	633,740.00	99,740.00	714,513.00
Transfer to Muni	0.00	0.00	0.00	(1,472,635.00)	(1,472,635.00)	(242,118.60)
	<u>2,370,726.88</u>	<u>2,929,572.74</u>	<u>2,395,572.74</u>	<u>1,573,429.74</u>	<u>1,039,429.74</u>	<u>2,311,812.74</u>
128 Vasse Newtown Landscape Maintenance Reserve (SAR)						
Accumulated Reserves at Start of Year	406,921.35	406,921.35	406,921.35	406,921.35	406,921.35	358,407.29
Interest transfer to Reserves	11,680.92	9,960.00	9,960.00	11,952.00	11,952.00	15,925.03
Transfer from Muni	122,950.00	122,950.00	122,950.00	147,540.00	147,540.00	142,887.03
Transfer to Muni	0.00	0.00	0.00	(196,785.00)	(196,785.00)	(110,298.00)
	<u>541,552.27</u>	<u>539,831.35</u>	<u>539,831.35</u>	<u>369,628.35</u>	<u>369,628.35</u>	<u>406,921.35</u>
129 Untied Grants Reserve						
Accumulated Reserves at Start of Year	1,109,692.00	1,109,692.00	1,109,692.00	1,109,692.00	1,109,692.00	0.00
Transfer from Muni	0.00	0.00	0.00	0.00	0.00	1,109,692.00
Transfer to Muni	(1,109,692.00)	(1,109,692.00)	(1,109,692.00)	(1,109,692.00)	(1,109,692.00)	0.00
	<u>0.00</u>	<u>0.00</u>	<u>0.00</u>	<u>0.00</u>	<u>0.00</u>	<u>1,109,692.00</u>
130 Locke Estate Reserve						
Accumulated Reserves at Start of Year	0.00	0.00	0.00	0.00	0.00	114,516.21
Interest transfer to Reserves	0.00	0.00	0.00	0.00	0.00	4,405.91
Transfer from Muni	0.00	0.00	0.00	60,000.00	60,000.00	60,000.00
Transfer to Muni	0.00	0.00	0.00	0.00	0.00	(178,922.12)
	<u>0.00</u>	<u>0.00</u>	<u>0.00</u>	<u>60,000.00</u>	<u>60,000.00</u>	<u>0.00</u>
131 Busselton Community Resource Centre						
Accumulated Reserves at Start of Year	63,513.21	63,513.21	63,513.21	63,513.21	63,513.21	36,750.07
Interest transfer to Reserves	1,927.82	1,550.00	1,550.00	1,860.00	1,860.00	1,869.08
Transfer from Muni	21,180.00	21,180.00	21,180.00	25,420.00	25,420.00	24,894.06
	<u>86,621.03</u>	<u>86,243.21</u>	<u>86,243.21</u>	<u>90,793.21</u>	<u>90,793.21</u>	<u>63,513.21</u>
132 CBD Enhancement Reserve						
Accumulated Reserves at Start of Year	14,489.92	14,489.92	14,489.92	14,489.92	14,489.92	0.00
Interest transfer to Reserves	854.65	350.00	350.00	420.00	420.00	285.37
Transfer from Muni	29,000.00	29,000.00	29,000.00	34,800.00	34,800.00	14,204.55
	<u>44,344.57</u>	<u>43,839.92</u>	<u>43,839.92</u>	<u>49,709.92</u>	<u>49,709.92</u>	<u>14,489.92</u>
133 Election, Valuation and Corporate Expenses Reserve						
Accumulated Reserves at Start of Year	35,798.78	35,798.78	35,798.78	35,798.78	35,798.78	0.00
Interest transfer to Reserves	2,547.38	880.00	880.00	1,056.00	1,056.00	798.78
Transfer from Muni	171,670.00	171,670.00	171,670.00	206,000.00	206,000.00	35,000.00
Transfer to Muni	(71,105.20)	(76,000.00)	(76,000.00)	(76,000.00)	(76,000.00)	0.00
	<u>138,910.96</u>	<u>132,348.78</u>	<u>132,348.78</u>	<u>166,854.78</u>	<u>166,854.78</u>	<u>35,798.78</u>

City of BusseltonReserves Movement ReportFor The Period Ending 30 April 2016

	2015/2016 Actual	2015/2016 Amended Budget YTD	2015/2016 Original Budget YTD	2015/2016 Amended Budget	2015/2016 Original Budget	2014/2015 Actual
	\$	\$	\$	\$	\$	\$
134 Civic and Administration Centre Construction Reserve						
Accumulated Reserves at Start of Year	18,501,923.83	18,501,923.83	18,501,923.83	18,501,923.83	18,501,923.83	0.00
Interest transfer to Reserves	405,012.33	281,250.00	281,250.00	337,500.00	337,500.00	501,923.83
Transfer from Muni	0.00	0.00	0.00	0.00	0.00	18,000,000.00
Transfer to Muni	(2,000,000.00)	(6,885,000.00)	(6,885,000.00)	(9,180,000.00)	(9,180,000.00)	0.00
	<u>16,906,936.16</u>	<u>11,898,173.83</u>	<u>11,898,173.83</u>	<u>9,659,423.83</u>	<u>9,659,423.83</u>	<u>18,501,923.83</u>
Total Cash Back Reserves	<u>53,320,401.49</u>	<u>50,281,189.84</u>	<u>48,240,545.34</u>	<u>36,198,311.84</u>	<u>34,372,716.34</u>	<u>49,145,982.34</u>
Summary Reserves						
9101 Accumulated Reserves at Start of Year	49,145,982.34	49,145,982.34	49,145,982.34	49,145,982.34	49,145,982.34	28,134,985.16
9104 Interest transfer to Reserves	1,226,322.35	1,031,250.00	1,031,250.00	1,237,500.00	1,237,500.00	1,587,270.56
9102 Transfer from Muni	6,128,894.00	8,174,649.50	6,134,005.00	10,286,986.50	8,246,342.00	27,866,503.27
9103 Transfer to Muni	(3,180,797.20)	(8,070,692.00)	(8,070,692.00)	(24,472,157.00)	(24,257,108.00)	(8,442,776.65)
Closing Balance	<u>53,320,401.49</u>	<u>50,281,189.84</u>	<u>48,240,545.34</u>	<u>36,198,311.84</u>	<u>34,372,716.34</u>	<u>49,145,982.34</u>



7. GENERAL DISCUSSION ITEMS

8. NEXT MEETING DATE

Thursday, 21 July 2016

9. CLOSURE